

# Gas Range, 30", 4 Burners

Series 7 | Classic

Black

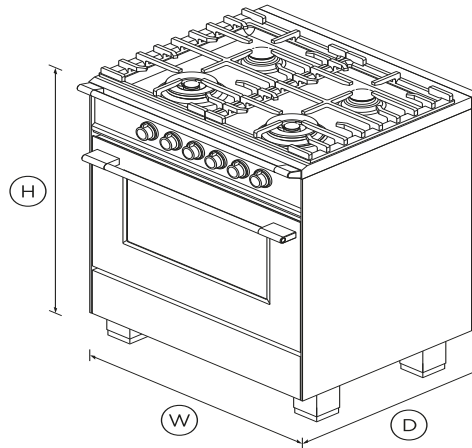


Create a striking classic kitchen. Your freestanding range has a spacious oven capacity and four gas burners for precise control.

- Four burner gas cooktop with two dual wok burners
- Gas oven with 3.5 cu ft total capacity
- Three oven functions: Bake, Convection Bake and Maxi Broil

## DIMENSIONS

Height	35 3/4 - 37 5/8"
Width	29 7/8"
Depth	25 1/4"



## FEATURES & BENEFITS

### Design quality

This range has been carefully crafted in every detail from performance to durability using quality materials including the balanced soft-close door and rounded hob rail.

### Large capacity oven

The generous 3.5 cu.ft total capacity oven gives you plenty of space to cook multiple dishes at once, with enough room to fit a 26 lb turkey.

## Performance power

Precise cooktop controls let you sear or stir fry over instant, powerful heat. Use the high burner power or simmer a delicate sauce using the gentlest of heats.

## Easy Cleaning

With its durable surface, your cooktop simply needs a quick wipe after cooking to keep it looking good as new for years to come.

## SPECIFICATIONS

### Accessories

2-pc grill system (Broil pan and	•
Broil pan	•
Chromed shelf runners	1 set
Full extension telescopic	2 sets (part 578776)
Small pot support	1 (part 533981 cast)

### Accessories (sold separately)

Hob rear trim	3 1/8" (part 81657)
Kick strip, black (optional)	KICKOR30B1
Kick strip, red (optional)	KICKOR30R1
Kick strip, stainless steel	KICKOR90X1
Kick strip, white (optional)	KICKOR30W1

### Burner ratings

Dual wok burner inner/outer	1000 - 1800BTU
Dual wok burner inner/outer	1000 - 1800BTU
Maximum burner power	18000 BTU
Semi-rapid burner (LPG)	1500 - 7600BTU
Semi-rapid burner (natural)	1500 - 8000BTU
Total cooktop power	52000 BTU

---

**Cleaning**

- Acid resistant graphite enamel •
- Removable oven door •
- Removable shelf runners •

---

**Controls**

- Laser etched graphics •

---

**Gas Requirements**

Supply Pressure (LPG)	11" W.C.P
Supply Pressure (natural gas)	4" W.C.P

---

**Oven features**

- Auto re-ignition system •
- Concealed element •
- Convection •
- Electronic ignition •
- Full extension telescopic •
- Internal light **2 x 25W halogen (rear)**
- Soft open/close door •
- Storage drawer •

---

**Oven functions**

- Convection bake •
- Number of functions **3**

---

**Oven performance**

Bake power	14000 BTU
Broil	11000 BTU

CoolTouch door	Triple glazed
----------------	---------------

---

**Power requirements**

Amperage	15A
Supply frequency	60Hz

---

**Product dimensions**

Depth	25 1/4"
Height	35 3/4 - 37 5/8"
Width	29 7/8"

---

**Rangetop features**

- Hob rail •
- Hob rear trim **3 1/8" (part 81657)**
- LPG/Natural gas compatible •
- Sealed range top •

---

**Rangetop Performance**

Number of burners	4
-------------------	---

---

**Safety**

- ADA compliant •
- Advanced cooling system •
- Anti-tilt bracket •
- Balanced oven door •
- Full extension telescopic •
- Non-tip shelves •
- Spill containment **1/2 gallon**

SKU	81713
-----	-------

---

The product dimensions and specifications in this page apply to the specific product and model. Under our policy of continuous improvement, these dimensions and specifications may change at any time. You should therefore check with Fisher & Paykel's Customer Care Centre to ensure this page correctly describes the model currently available. Fisher & Paykel Appliances Ltd 2020







**Where applicable:**

All appliances use energy, and energy usage typically generates carbon emissions. **Fisher & Paykel Appliances' In-use Energy Carbon Emissions Estimate** indicates carbon emissions from a product's in-use energy. This is calculated either annually or per cycle, using the product's market-specific energy label energy consumption data multiplied by the carbon emissions factor for energy in your country or region.

Our In-use Energy Carbon Emissions Estimate is designed to assist customers in making informed purchasing decisions when comparing different Fisher & Paykel products. For example, a heat pump dryer typically has a lower In-use Energy Carbon Emissions Estimate than a vented dryer.

---

Other product downloads available at [fisherpaykel.com](https://fisherpaykel.com)

-  [Service & Warranty](#)
-  [User Guide Freestanding Range EN](#)
-  [Guide d'utilisation FR](#)
-  [Installation Guide EN](#)
-  [Guide d'installation FR](#)
-  [Data Sheet Gas Range](#)



**A PEACE OF MIND SALE**

24 Hours 7 Days a Week Customer Support

T 1.888.936.7872 **W**[www.fisherpaykel.com](https://www.fisherpaykel.com)