

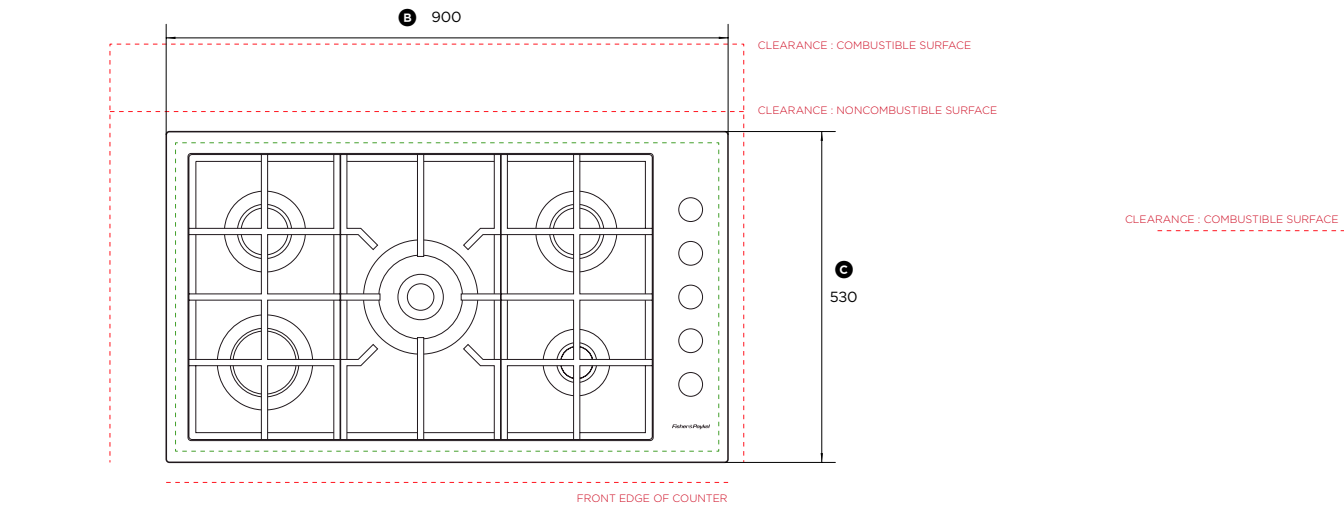
DATA SHEET

36" FLUSH GAS ON STEEL COOKTOP

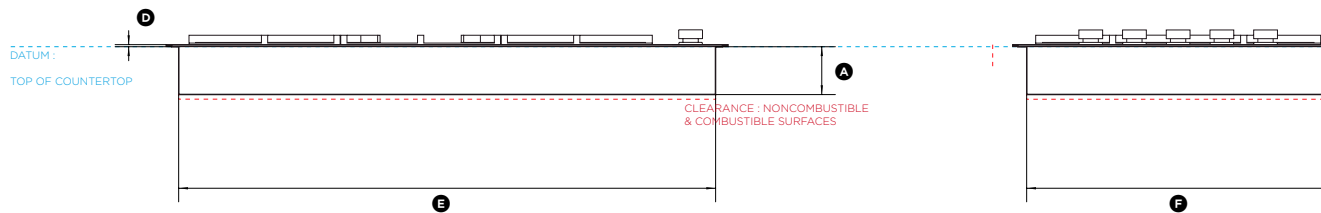
Model no:

CG365DWNGACX2 (refer page 2 for metric measurements)

CG365DWLPACX2



PLAN VIEW



FRONT VIEW

PROFILE VIEW



Dimensions	in
Ⓐ Height of chassis (below top of counter)	3 1/32"
Ⓑ Overall width of cooktop	35 7/16"
Ⓒ Overall depth of cooktop	20 7/8"
Ⓓ Height from counter datum to top of cooktop surface	1/8"
Ⓔ Width of chassis	33 7/8"
Ⓕ Depth of chassis	19 7/32"

Minimum Clearances	in
Minimum clearance from left edge of product to nearest vertical surface	3 1/2"
Minimum clearance from right edge of product to nearest vertical surface	1"
Minimum clearance from rear edge of product to nearest combustible surface	5 1/2"
Minimum clearance from rear edge of product to nearest non-combustible surface	1 1/4"
Minimum clearance from front edge of counter to front edge of product	1 1/4"
Minimum clearance from cooking surface to combustible surface centered above the cooking surface	34"
Maximum overall depth of overhead cabinetry	13"
Minimum clearance below top of countertop to nearest combustible surface	3 5/16"
Minimum clearance below top of countertop to Fisher & Paykel oven or nearest non-combustible surface	3 5/16"

Cutout Dimensions	in
Overall width of cutout*	34 1/4"
Overall depth of cutout*	19 7/16"

* Note cutout position is centred to the cooktop width and depth.

INDICATES PRODUCT DATUM -----

INDICATES CLEARANCES -----

INDICATES CUTOUT -----

DATE: 31.07.2015

IMPORTANT NOTE: Throughout this guide, dimensions may vary by $\pm 2\text{mm}$ ($3/32"$). Please read the installation manual for detailed information on installing the product. www.fisherpaykel.com

Fisher & Paykel

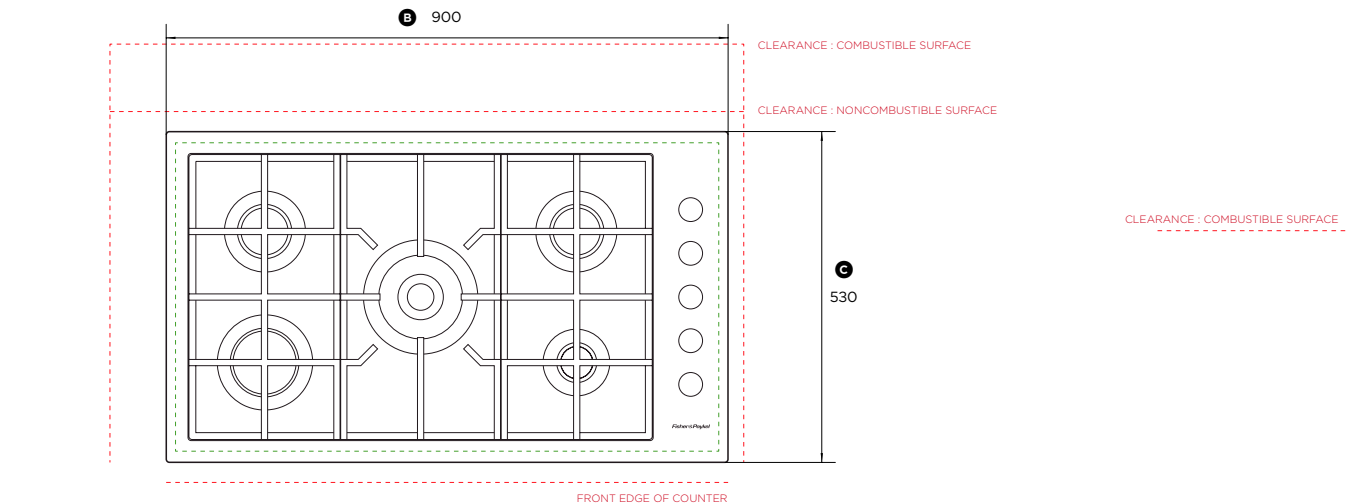
DATA SHEET

36" FLUSH GAS ON STEEL COOKTOP

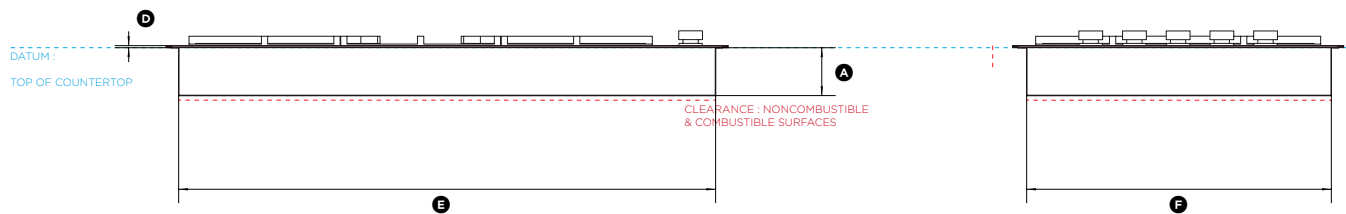
Model no:

CG365DWNGACX2 (refer page 1 for imperial measurements)

CG365DWLPACX2



PLAN VIEW



FRONT VIEW

PROFILE VIEW



Dimensions	mm
Ⓐ Height of chassis (below top of counter)	77
Ⓑ Overall width of cooktop	900
Ⓒ Overall depth of cooktop	530
Ⓓ Height from counter datum to top of cooktop surface	3
Ⓔ Width of chassis	860
Ⓕ Depth of chassis	488

Minimum Clearances	mm
Minimum clearance from left edge of product to nearest vertical surface	90
Minimum clearance from right edge of product to nearest vertical surface	25
Minimum clearance from rear edge of product to nearest combustible surface	140
Minimum clearance from rear edge of product to nearest non-combustible surface	32
Minimum clearance from front edge of counter to front edge of product	32
Minimum clearance from cooking surface to combustible surface centered above the cooking surface	860
Maximum overall depth of overhead cabinetry	330
Minimum clearance below top of countertop to nearest combustible surface	84
Minimum clearance below top of countertop to Fisher & Paykel oven or nearest non-combustible surface	84

Cutout Dimensions	mm
Overall width of cutout*	870
Overall depth of cutout*	494

* Note cutout position is centred to the cooktop width and depth.

INDICATES PRODUCT DATUM -----
 INDICATES CLEARANCES -----
 INDICATES CUTOUT -----

DATE: 31.07.2015

IMPORTANT NOTE: Throughout this guide, dimensions may vary by ±2mm (3/32"). Please read the installation manual for detailed information on installing the product. www.fisherpaykel.com