

# FISHER & PAYKEL

## DATA SHEET

### 36" Professional Freestanding Range - Induction

Model no:

**RIV3-365**

(refer page 4 for metric measurements)

| Product Dimensions  | in                         |
|---|----------------------------|
| Ⓐ Height of range (from floor to cooktop, excluding grates and rear trim) | min 35 3/4"<br>max 36 3/4" |
| Ⓑ Overall width of range  | 35 7/8"                    |
| Ⓒ Overall depth of range (excluding handle and dials)                     | 29 1/8"                    |
| Ⓓ Depth from rear of chassis to cabinetry face - projecting               | 25 3/8"                    |
| Ⓔ Depth from rear of chassis to cabinetry face - flush                    | 27 11/16"                  |
| Ⓕ Height of rear trim   | 1 3/4"                     |
| Ⓖ Depth of rear trim  | 2 7/8"                     |
| Ⓖ Height from countertop to bottom of control panel                       | 7 3/4"                     |
| Ⓣ Height from countertop to top of door                                   | 8 1/8"                     |
| Ⓗ Height from countertop to centre of handle                              | 9 7/16"                    |
| Ⓢ Height from countertop to bottom of door                                | 29"                        |
| Ⓛ Height from countertop to top of lower panel                            | 29 15/16"                  |
| Ⓜ Height from countertop to bottom of lower panel                         | 33 5/8"                    |
| Ⓝ Thickness of handle (not including standoffs)                           | 1 1/4"                     |
| Ⓟ Width of handle (including standoffs)                                   | 35 1/8"                    |
| Ⓠ Depth of handle (measured from front of door)                           | 2 7/8"                     |
| Ⓡ Depth of front of cooktop to control panel                              | 1 7/16"                    |
| Ⓢ Height of cooktop front face  | 1 3/8"                     |
| Ⓣ Height from top of cooktop to control panel                             | 2"                         |
| Ⓡ Depth of open door to cabinetry face - flush                            | 19 1/8"                    |
| Ⓡ Adjustable feet height  | min 1/2"<br>max 1 1/2"     |

| Cavity Dimensions                                    | mm            |
|--|---------------|
| Overall width of cavity                              | min 36"       |
| Overall depth of cavity for projecting control panel | max 25 3/8"   |
| Overall depth of cavity for flush control panel      | max 27 11/16" |

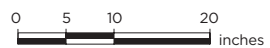
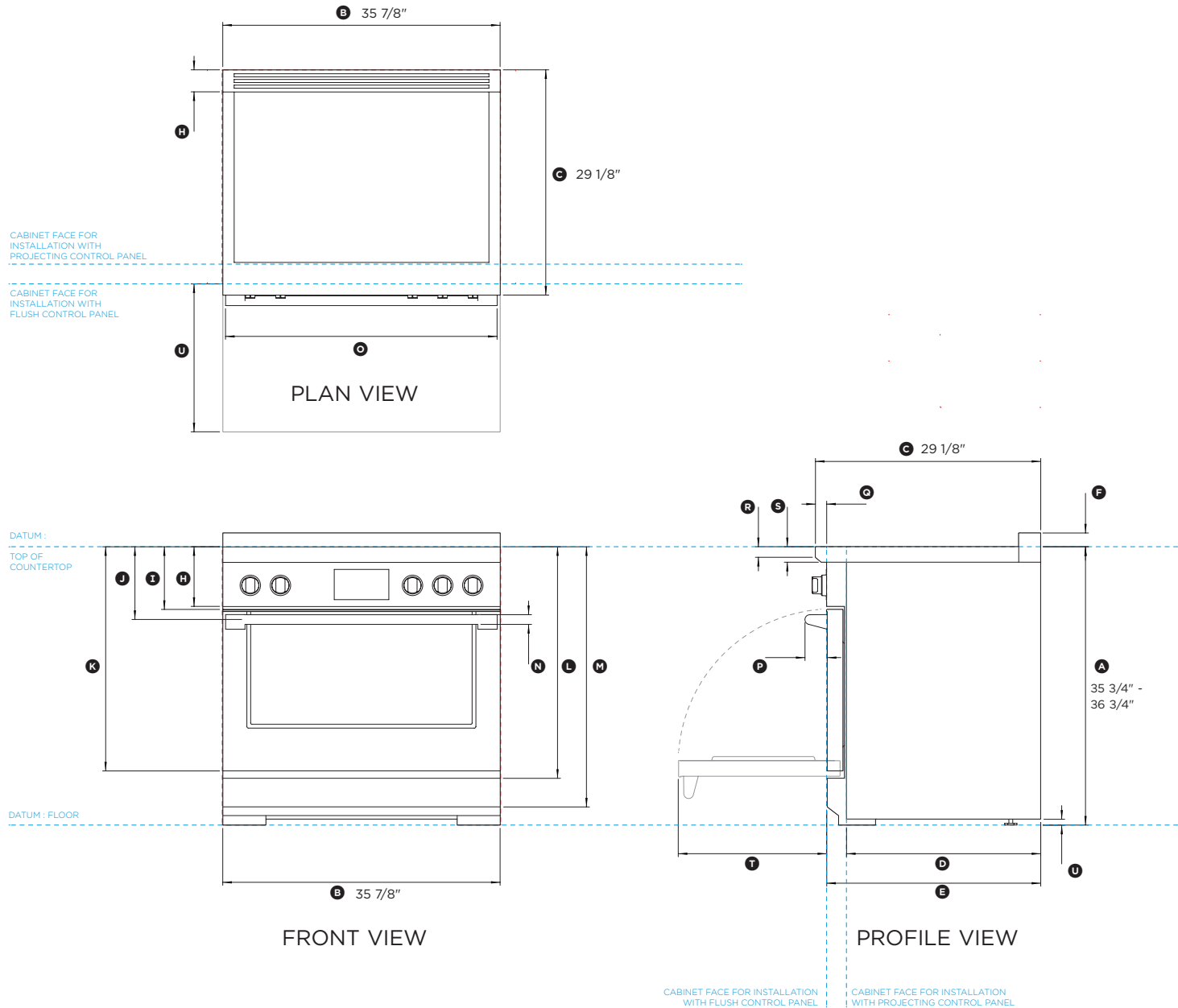
|  |         |
|--|---------|
| Maximum height of from floor to countertop |         |
| - for level counter                        | 35 3/4" |
| - with range levelling legs fully extended | 36 3/4" |

IMPORTANT NOTE: For full installation and clearance details please refer to our installation manual.

INDICATES CAVITY CLEARANCES -----  
INDICATES PRODUCT DATUM - - - - -

DATE: 14.07.2020

IMPORTANT NOTE: Throughout this guide, dimensions may vary by ±2mm (1/16"). Please read the installation manual for detailed information on installing the product. For full installation instructions & specifications visit [fisherpaykel.com](http://fisherpaykel.com)



# FISHER & PAYKEL

## DATA SHEET

### 36" Professional Freestanding Range - Induction

Model no:

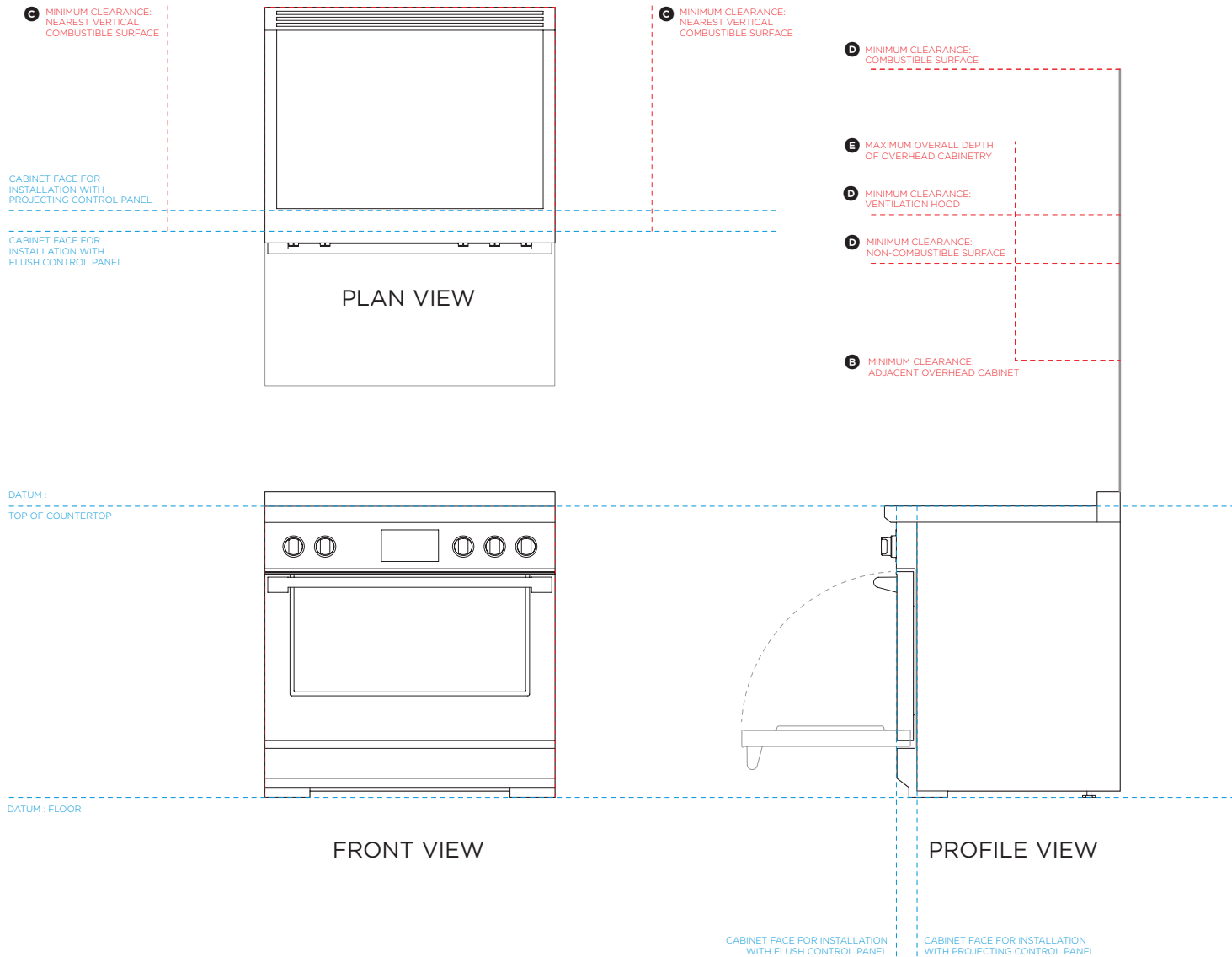
**RIV3-365**

(refer page 5 for metric measurements)

| Clearance Dimensions   | in                |
|--|-------------------|
| Ⓐ Minimum width of ventilation hood installed above range<br>- not shown*  | 36"               |
| Ⓑ Minimum vertical distance between countertop and cabinet<br>extending above counter  | 18"               |
| Ⓒ Minimum clearance from left and right of range to nearest<br>vertical combustible surface  | 12"               |
| Ⓓ Minimum clearance from cooking surface to:<br>- combustible surface centered above the cooking surface<br>- combustible covering for ventilation hood centered above<br>the cooking surface<br>- non-combustible surface** centered above the cooking<br>surface | 54"<br>36"<br>30" |
| Ⓔ Maximum overall depth of overhead cabinetry  | 13"               |

\*IMPORTANT NOTE: For full installation and clearance details please refer to our installation manual.

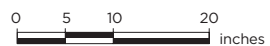
\*\*Non-combustible surfaces: as defined in 'National Fuel Gas Code' (ANSI Z223.1, Current Edition). Clearances from non-combustible materials are not part of the ANSI Z21.1 scope and are not certified by UL. Clearances of less than 6" (152mm) must be approved by the local codes and/or by the local authority having jurisdiction.



INDICATES CLEARANCES -----  
INDICATES PRODUCT DATUM - - - - -

DATE: 14.07.2020

IMPORTANT NOTE: Throughout this guide, dimensions may vary by ±2mm (1/16"). Please read the installation manual for detailed information on installing the product. For full installation instructions & specifications visit [fisherpaykel.com](http://fisherpaykel.com)



# FISHER & PAYKEL

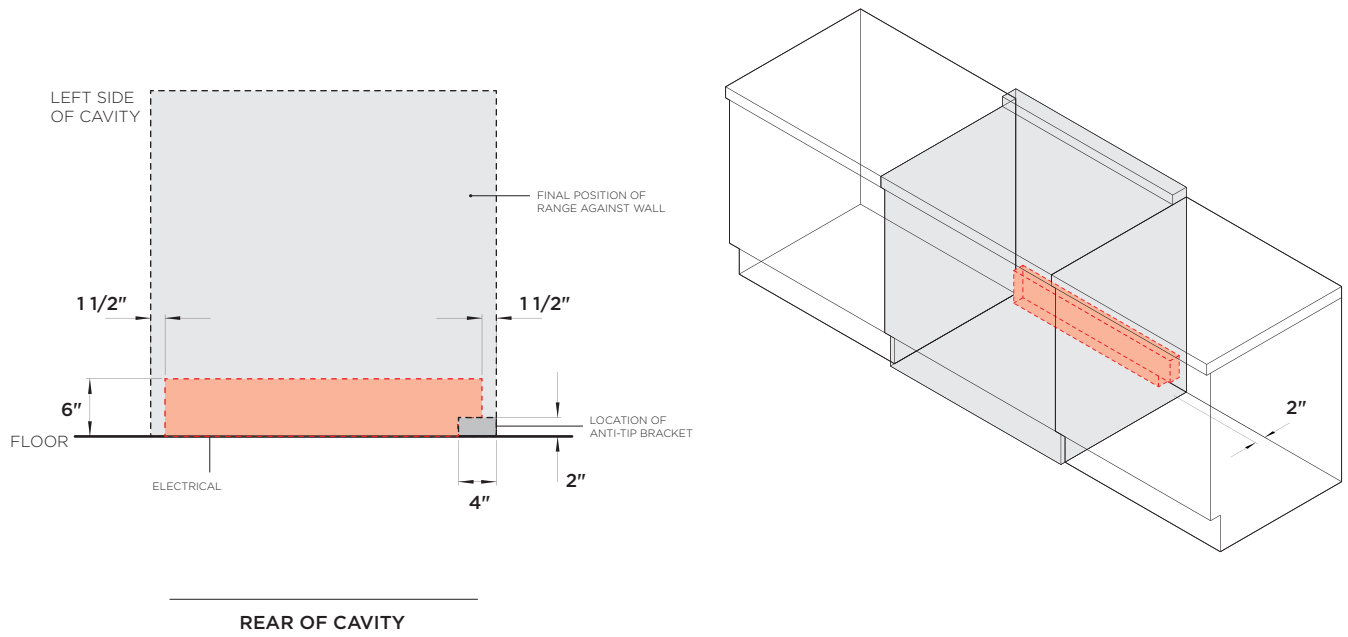
## DATA SHEET

### 36" Professional Freestanding Range - Induction

Model no:  
**RIV3-365**  
 (refer page 6 for metric measurements)

| Specifications             |   |
|----------------------------|---|
| <b>Oven Total Capacity</b> | 4.8 cu.ft                                 |
| <b>Electrical</b>          |   |
| Supply                     | 120/240 VAC, 60Hz                         |
| Service                    | 50 amp circuit                            |
| Max Current Draw           | 72 A                                      |
| Receptacle                 | 4-prong grounding type [NEMA 14-50P plug] |

IMPORTANT NOTE: For full installation and connection details please refer to our installation manual.



DATE: 14.07.2020

IMPORTANT NOTE: Throughout this guide, dimensions may vary by ±2mm (1/16"). Please read the installation manual for detailed information on installing the product. For full installation instructions & specifications visit [fisherpaykel.com](http://fisherpaykel.com)

# FISHER & PAYKEL

## DATA SHEET 36" Professional Freestanding Range - Induction

Model no:

**RIV3-365**

(refer page 1 for imperial measurements)

| Product Dimensions  | mm                 |
|---|--------------------|
| Ⓐ Height of range (from floor to cooktop, excluding grates and rear trim) | min 908<br>max 933 |
| Ⓑ Overall width of range  | 911                |
| Ⓒ Overall depth of range (excluding handle and dials)                     | 740                |
| Ⓓ Depth from rear of chassis to cabinetry face - projecting               | 644                |
| Ⓔ Depth from rear of chassis to cabinetry face - flush                    | 703                |
| Ⓕ Height of rear trim   | 45                 |
| Ⓖ Depth of rear trim  | 73                 |
| Ⓖ Height from countertop to bottom of control panel                       | 196                |
| Ⓣ Height from countertop to top of door                                   | 206                |
| Ⓛ Height from countertop to centre of handle                              | 239                |
| Ⓢ Height from countertop to bottom of door                                | 737                |
| Ⓛ Height from countertop to top of lower panel                            | 761                |
| Ⓢ Height from countertop to bottom of lower panel                         | 855                |
| Ⓢ Thickness of handle (not including standoffs)                           | 32                 |
| Ⓢ Width of handle (including standoffs)                                   | 892                |
| Ⓢ Depth of handle (measured from front of door)                           | 73                 |
| Ⓢ Depth of front of cooktop to control panel                              | 37                 |
| Ⓢ Height of cooktop front face  | 35                 |
| Ⓢ Height from top of cooktop to control panel                             | 51                 |
| Ⓣ Depth of open door to cabinetry face - flush                            | 486                |
| Ⓢ Adjustable feet height  | min 13<br>max 38   |

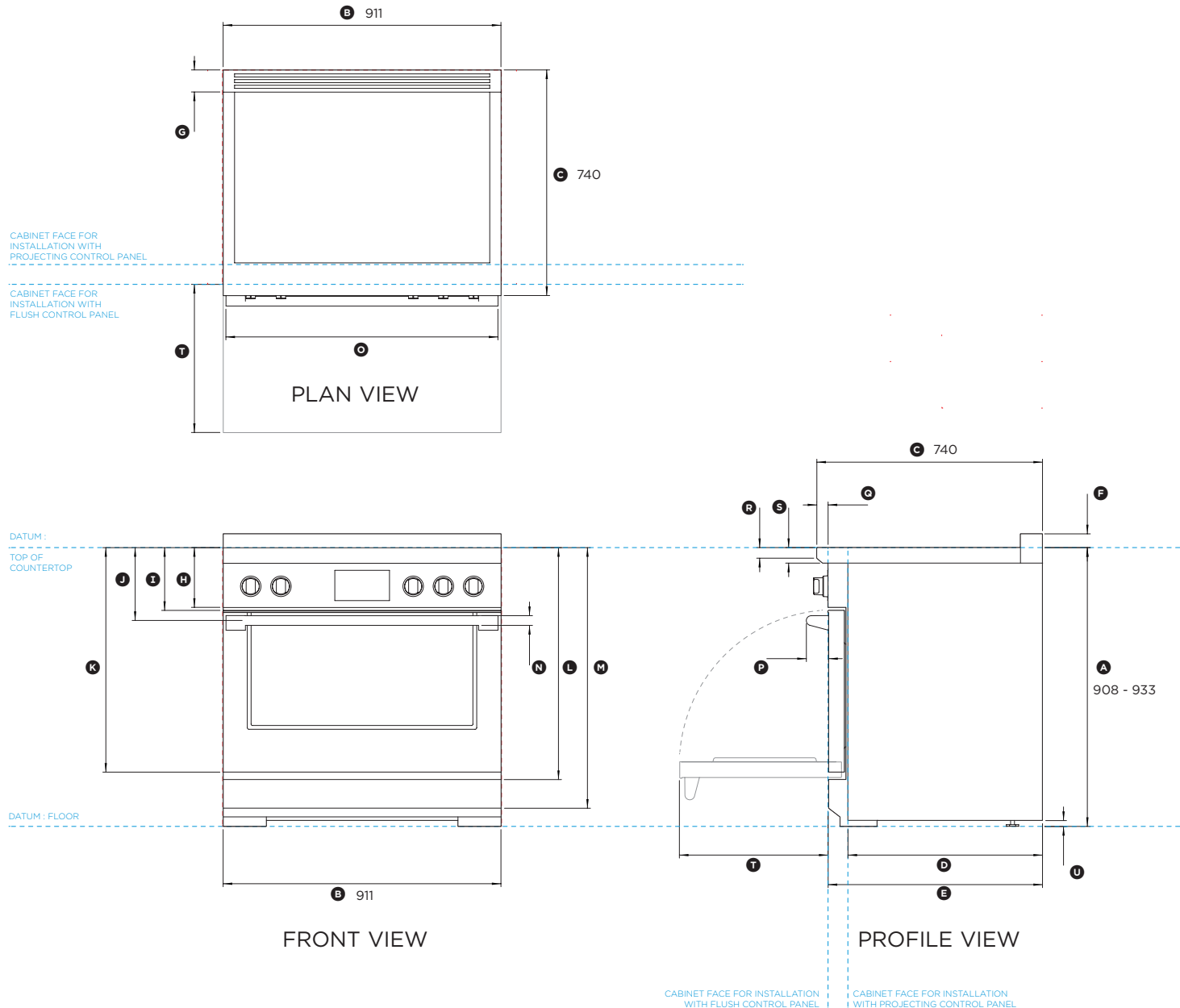
| Cavity Dimensions                                    | mm      |
|--|---------|
| Overall width of cavity                              | min 914 |
| Overall depth of cavity for projecting control panel | max 644 |
| Overall depth of cavity for flush control panel      | max 703 |
| Maximum height of from floor to countertop           |         |
| - for level counter                                  | 908     |
| - with range levelling legs fully extended           | 933     |

IMPORTANT NOTE: For full installation and clearance details please refer to our installation manual.

INDICATES CAVITY CLEARANCES -----  
INDICATES PRODUCT DATUM - - - - -

DATE: 14.07.2020

IMPORTANT NOTE: Throughout this guide, dimensions may vary by ±2mm (1/16"). Please read the installation manual for detailed information on installing the product. For full installation instructions & specifications visit [fisherpaykel.com](http://fisherpaykel.com)



0 100 200 400  
millimetres

# FISHER & PAYKEL

## DATA SHEET

### 36" Professional Freestanding Range - Induction

Model no:

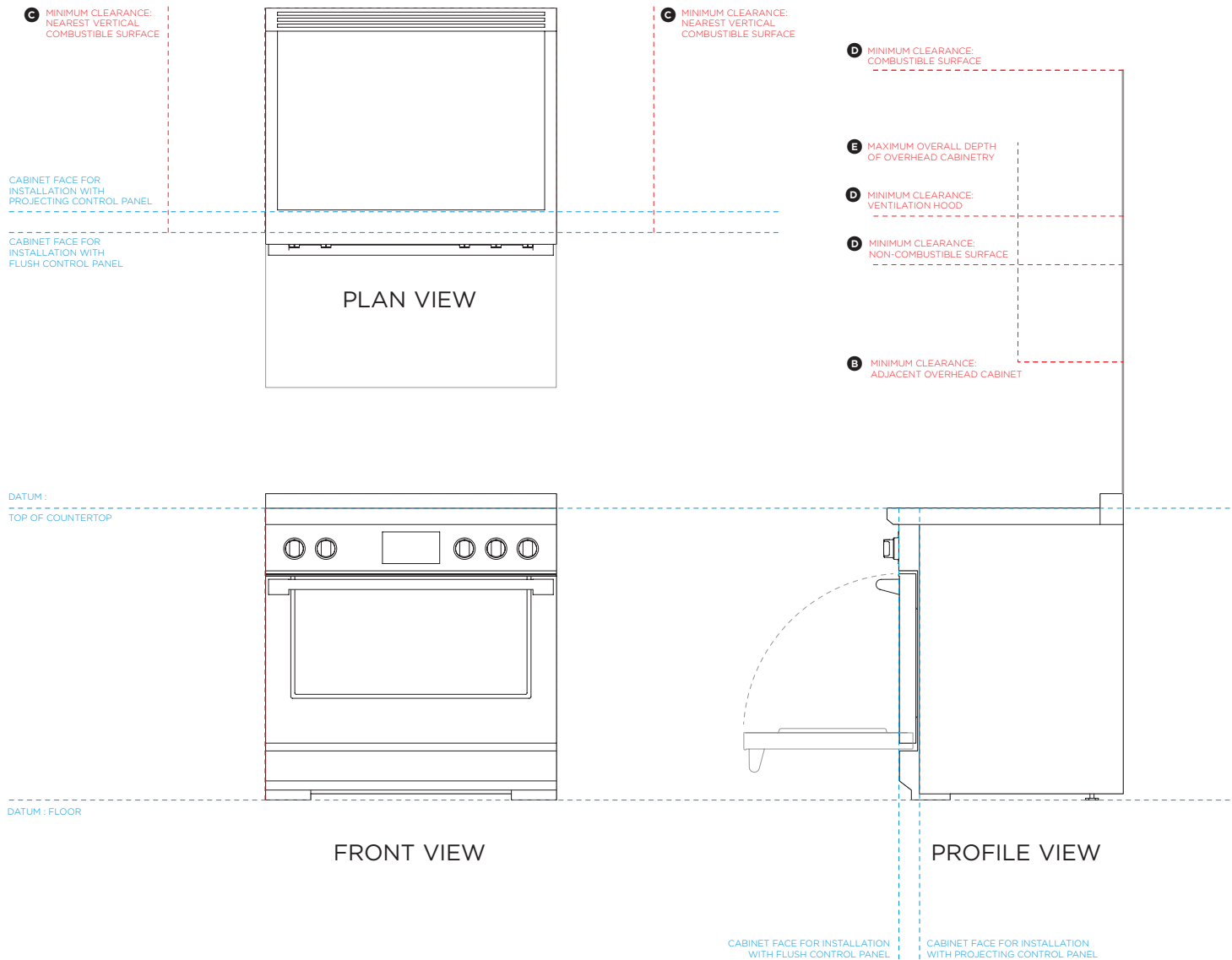
**RIV3-365**

(refer page 2 for imperial measurements)

| Clearance Dimensions  | mm                 |
|---|--------------------|
| Ⓐ Minimum width of ventilation hood installed above range<br>- not shown*   | 914                |
| Ⓑ Minimum vertical distance between countertop and cabinet<br>extending above counter   | 457                |
| Ⓒ Minimum clearance from left and right of range to nearest<br>vertical combustible surface   | 305                |
| Ⓓ Minimum clearance from cooking surface to:<br>- combustible surface centred above the cooking surface<br>- combustible covering for ventilation hood centred above<br>the cooking surface<br>- non-combustible surface** centred above the cooking<br>surface | 1372<br>914<br>762 |
| Ⓔ Maximum overall depth of overhead cabinetry   | 330                |

\*IMPORTANT NOTE: For full installation and clearance details please refer to our installation manual.

\*\*Non-combustible surfaces: as defined in 'National Fuel Gas Code' (ANSI Z223.1, Current Edition). Clearances from non-combustible materials are not part of the ANSI Z21.1 scope and are not certified by UL. Clearances of less than 6" (152mm) must be approved by the local codes and/or by the local authority having jurisdiction.



CABINET FACE FOR INSTALLATION WITH FLUSH CONTROL PANEL | CABINET FACE FOR INSTALLATION WITH PROJECTING CONTROL PANEL



DATE: 14.07.2020

IMPORTANT NOTE: Throughout this guide, dimensions may vary by ±2mm (1/16"). Please read the installation manual for detailed information on installing the product. For full installation instructions & specifications visit [fisherpaykel.com](http://fisherpaykel.com)

# FISHER & PAYKEL

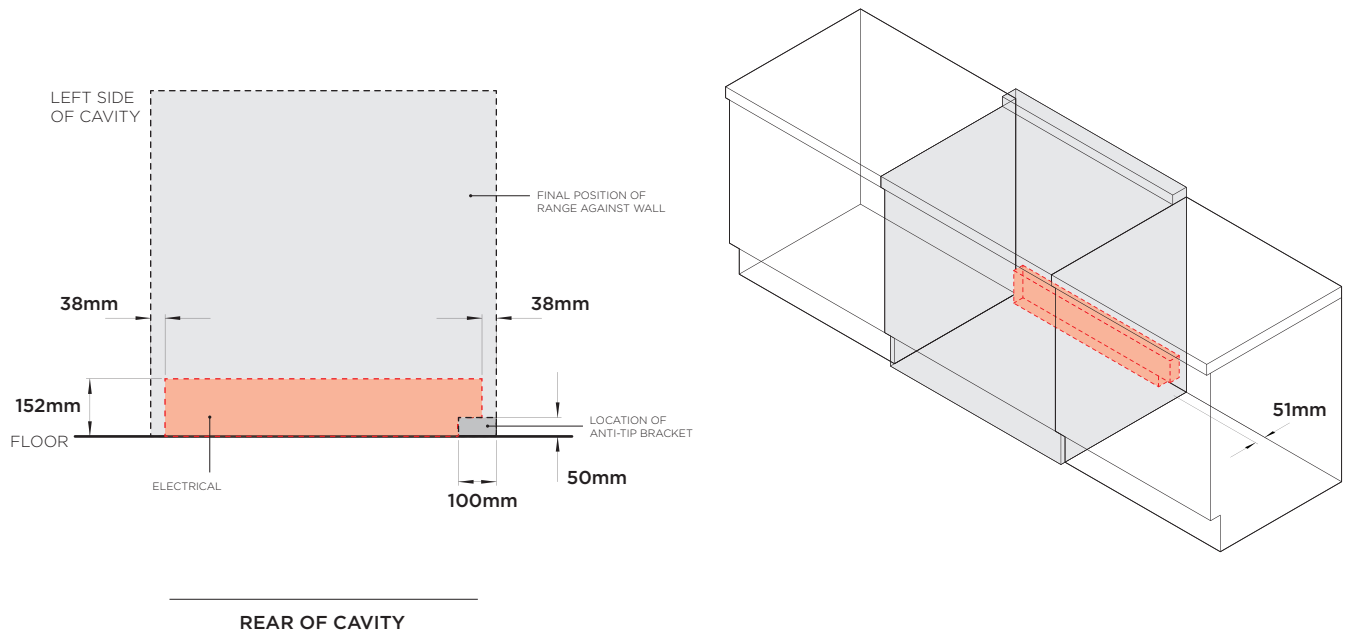
## DATA SHEET

### 36" Professional Freestanding Range - Induction

Model no:  
**RIV3-365**  
 (refer page 3 for imperial measurements)

| Specifications             |   |
|----------------------------|---|
| <b>Oven Total Capacity</b> | 136L                                      |
| <b>Electrical</b>          |   |
| Supply                     | 120/240 VAC, 60Hz                         |
| Service                    | 50 amp circuit                            |
| Max Current Draw           | 72 A                                      |
| Receptacle                 | 4-prong grounding type [NEMA 14-50P plug] |

IMPORTANT NOTE: For full installation and connection details please refer to our installation manual.



DATE: 14.07.2020

IMPORTANT NOTE: Throughout this guide, dimensions may vary by ±2mm (1/16"). Please read the installation manual for detailed information on installing the product. For full installation instructions & specifications visit [fisherpaykel.com](http://fisherpaykel.com)