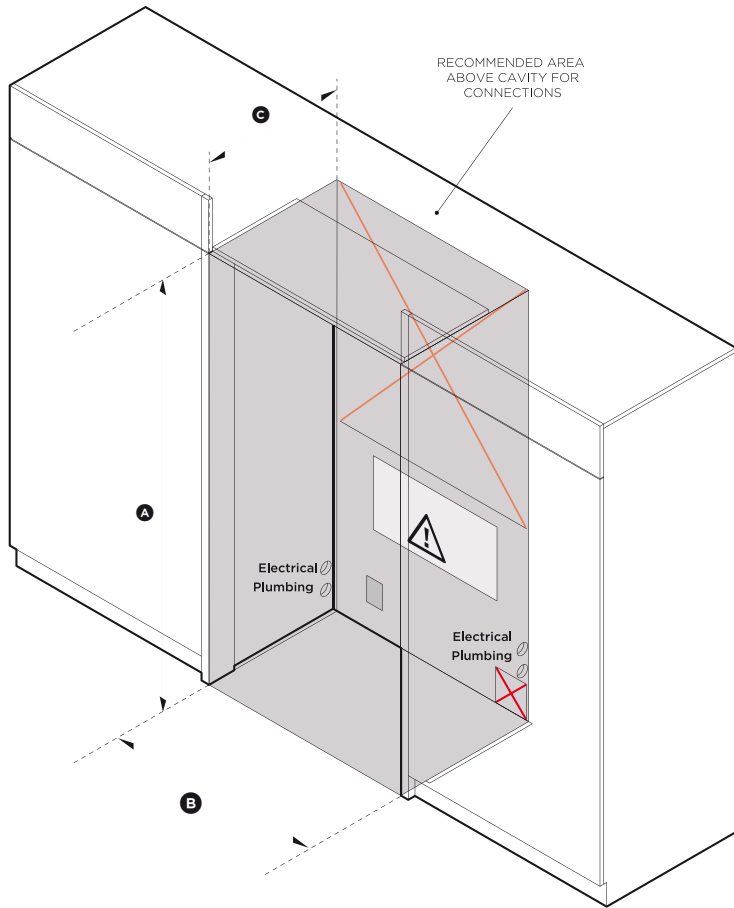
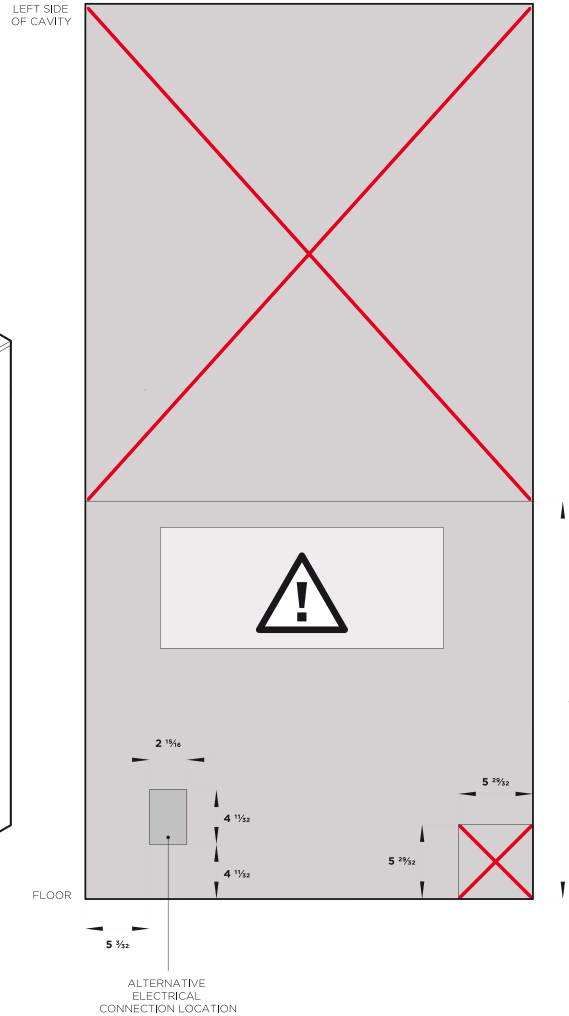
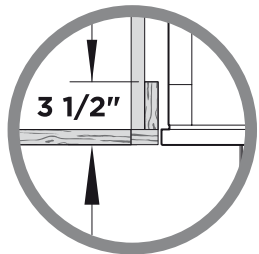


CAVITY PREPARATION



ISO VIEW OF CAVITY

Framed: Finished return, sides and top



REAR OF CAVITY

36" ACTIVSMART™ BUILT-IN REFRIGERATOR

Model no:
RS36A72J1 (with Stainless Steel Door panels PART NO. RD3672)

Cavity Dimensions		in
Ⓐ Overall height of cavity		72"
Ⓑ Overall width of cavity	when adjoining cabinetry cannot share 5/32" door gap	36"
Ⓒ Overall depth of cavity		25"

Specifications

Electrical	
Supply	115 VAC, 60 Hz
Service	10 amp circuit

Plumbing

Supply	1/4" (6mm) PEX hose or copper tubing (to suit local regulations)*
Pressure	min 22 psi (150 kPa) max 120 psi (827 kPa) @ 68°F (20°C)

NOTE: Recommended that the electrical & water connection be located above the fridge cavity. Optional to locate in an adjacent cabinet to either side of the fridge.

✗ Do not locate water or electricity in this area, keep clear of connections.

⚠ CAUTION: Central area can only fit electrical plug if it is placed within a recessed cavity.

* Customer to supply.

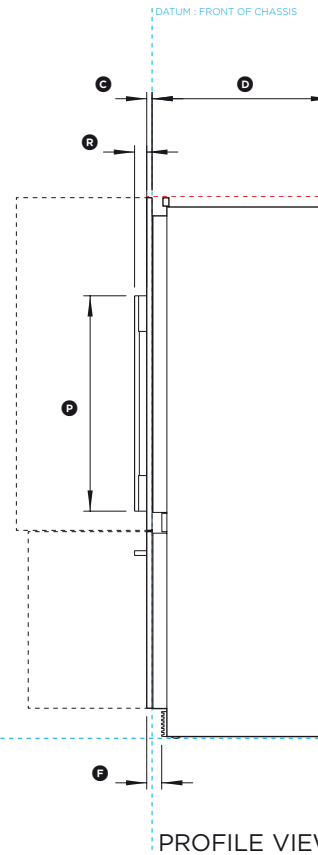
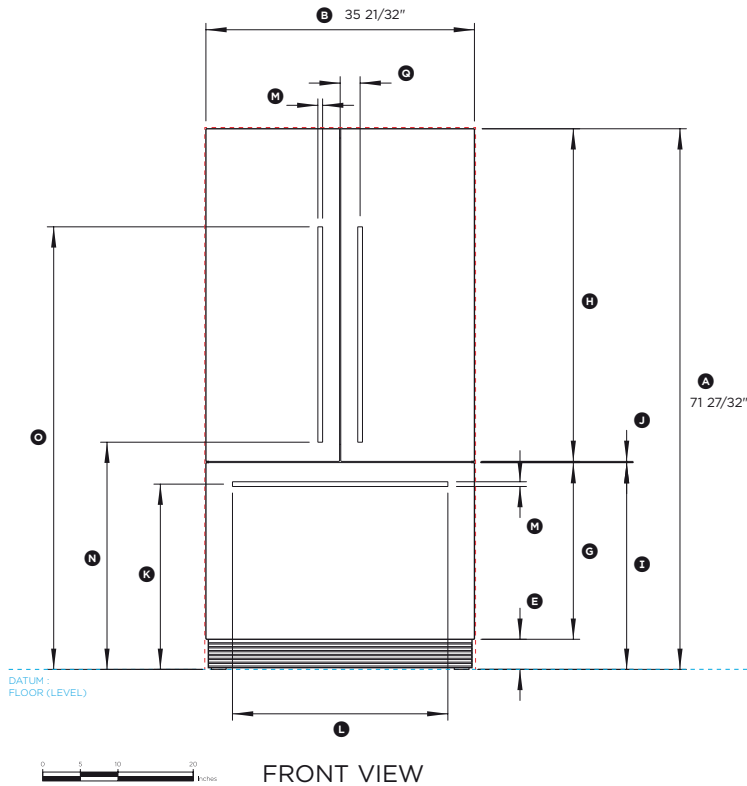
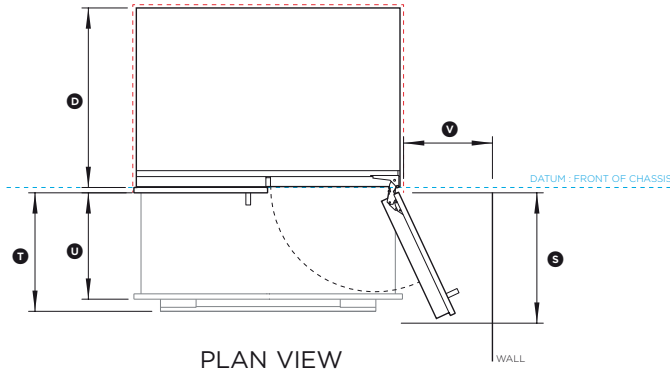
IMPORTANT NOTE: The product dimensions and specifications apply at the date of issue. Under our policy of continuous product improvement, these dimensions and specifications may change at any time. Dimensions may vary by $\pm 3/32"$. Please read the installation manual for detailed information on installing the product or visit fisherpaykel.com.

DATA SHEET

36" ACTIVSMART™ BUILT-IN REFRIGERATOR

Model no:

RS36A72J1 (with Stainless Door panels PART NO. RD3672)



Product Dimensions

	in
Ⓐ Overall height of fridge	71 27/32"
Ⓑ Overall width of fridge	35 21/32"
Ⓒ Depth of fridge front panels (excl. handles)	3/4"
Ⓓ Overall depth of fridge (excl. front door panels)	23 3/4"
Ⓔ Height from bottom datum to top of toekick	4"
Ⓕ Depth of toekick measured from front of door	2"
Ⓖ Height of bottom drawer panel	23 15/32"
Ⓗ Height of top door panels	44 7/32"
Ⓙ Height from bottom datum to top of drawer panel	27 15/32"
Ⓚ Gap between top and bottom door panels	5/32"
Ⓛ Height from bottom datum to centre of bottom handle	24 21/32"
Ⓜ Width of bottom handle	28 5/8"
Ⓝ Thickness of handles	5/8"
Ⓟ Height from bottom datum to bottom of top handle	30 3/16"
Ⓠ Height from bottom datum to top of top handle	58 13/16"
Ⓡ Height of top handles	28 5/8"
Ⓢ Distance from centre of fridge to the centre of top handles	2 5/8"
Ⓣ Depth of handle (measured from front of door)	1 5/8"
Ⓤ Depth of door (widest opening) measured from front of door	17 5/16"
Ⓡ Depth of drawer (open) measured from front of drawer, including handle	15 3/4"
Ⓢ Depth of drawer (open) measured from front of drawer, excluding handle	14 3/16"
Ⓥ Minimum door clearance to adjacent wall (115° - full internal access)	11 13/16"

Clearances Dimensions

	in
Minimum cabinetry gap clearance from edge of product	5/32"
Overall height of cavity	72"
Overall width of cavity	
when adjoining cabinetry cannot share 5/32" door gap	36"
Overall depth of cavity	25"

INDICATES PRODUCT DATUM

INDICATES MINIMUM CABINERY CLEARANCES

IMPORTANT NOTE: The product dimensions and specifications apply at the date of issue. Under our policy of continuous product improvement, these dimensions and specifications may change at any time. Dimensions may vary by ±3/32". Please read the installation manual for detailed information on installing the product or visit fisherpaykel.com.