

## TOP LOAD WASHERS AND FRONT LOAD DRYERS

WA8560P/E/G, WL8060P, WA7560E, WA7060G/M, DE8060P, DH8060P/C  
DE7060P/G, DE6060M, DE5060M, DE4560M, DC8060P & DH9060P/C models

NZ AU

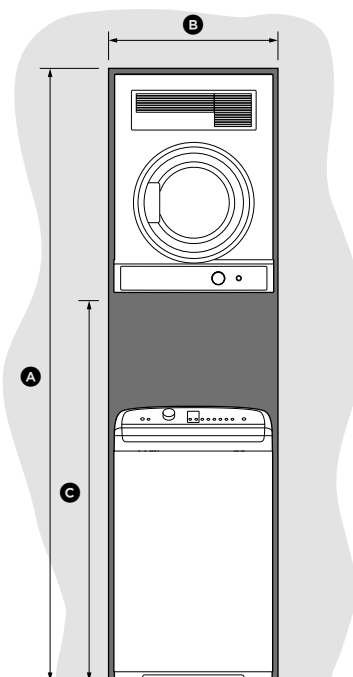
### OVERHEAD INVERT WASHER AND VENTED DRYER

Washer: WA8560P/E/G, WL8060P, WA7560E, WA7060G/M  
Dryer: DE7060P/G, DE6060M, DE5060M, DE4560M

CAVITY DIMENSIONS	mm
(A) Height to under cabinet	2315
(B) Width	640
Depth	660
(C) Height of washer with lid open	1350-1385

Cut out dimensions above are to be used as **minimum** dimensions.

Note: Power plug must be accessible.



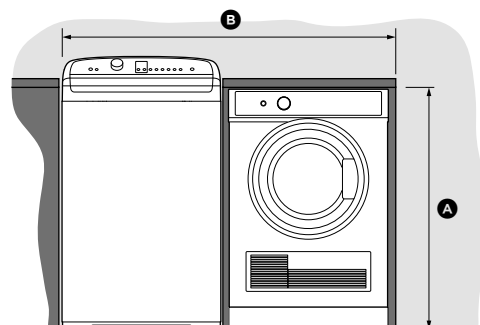
### UNDER BENCH VENTED DRYER AND WASHER

Washer: WA8560P/E/G, WL8060P, WA7560E, WA7060G/M  
Dryer: DE7060P/G, DE6060M, DE5060M, DE4560M

CAVITY DIMENSIONS	mm
(A) Height to under bench	915
(B) Width	1260
Depth	660

Cut out dimensions above are to be used as **minimum** dimensions.

Note: Power plug must be accessible.



Note: Riser height 65mm  
(to be manufactured and fitted by a cabinetmaker)

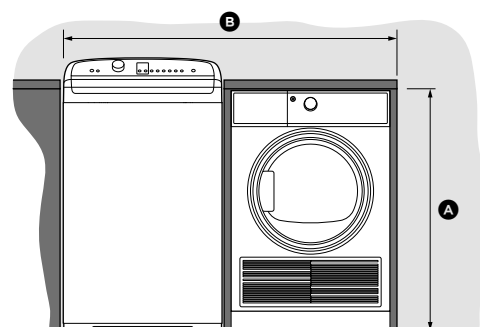
### UNDER BENCH CONDENSING DRYER AND WASHER

Washer: WA8060P/E/G, WL8060P, WA7560E, WA7560G/M  
Dryer: DE8060P, DH8060P/C, DC8060P, DH9060P/C

CAVITY DIMENSIONS	mm
(A) Height to under bench	915
(B) Width	1260
Depth	660

Cut out dimensions above are to be used as **minimum** dimensions.

Note: Power plug must be accessible.



Note: Riser height 45mm  
(to be manufactured and fitted by a cabinetmaker)