

FABRIC CARE

PLANNING GUIDE

Series 11 Fabric Care Cabinet, Glass | FC1260FZB2

Series 11 Front Loader Washer, Glass | WH1260YZB5

Series 7 Front Loader Washer, Glass | WH1260MZB5

Series 11 Heat Pump Dryer, Glass | DH1060YZB5

Series 7 Heat Pump Dryer, Glass | DH1060MZB5

Series 11 Display-free Heat Pump Dryer, Glass | DH1060YLZB5

Series 11 Storage Plinth Storage Plinth | FM2060SZB2

Stacking Kit with Tray | ASKS60ZB5

INTRODUCTION

This comprehensive planning guide provides you with the framework and tools to achieve your desired design outcome with Fisher & Paykel appliances. In this guide, you will find a range of conceptual, detailed, and dimensional product information to bring your ideas to life and create spaces that truly reflect your vision.

SUPPORT

For additional design planning and installation support please contact the Fisher & Paykel design support team.
designsupport@fisherpaykel.com

NOTES

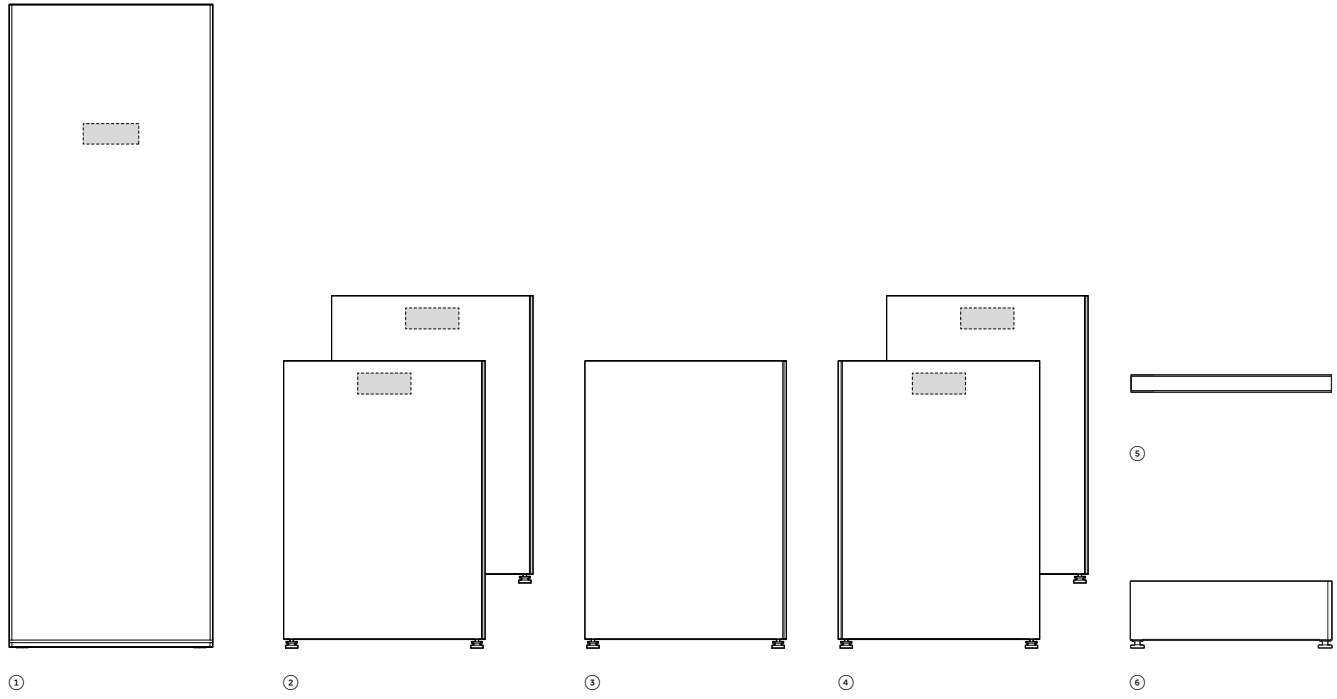
The models shown in this Planning Guide may not be available in all markets and are subject to change at any time. For the latest version of this document, please visit our website at fisherpaykel.com. Product specifications may vary from those shown.

This Planning Guide is not intended to be used as installation guidance for any product. Detailed installation instructions are available on our website.

CONTENTS

CONCEPT DESIGN	PAGE	DEVELOPED AND DETAILED DESIGN	PAGE	DEVELOPED AND DETAILED DESIGN	PAGE
PRODUCT OVERVIEW		DATA SHEETS		SERVICES	
Product Overview	4	Data Sheet Front Load Washer	13	Services Front Load Washer	22
Product Configurations	5	Data Sheet Display-free Heat Pump Dryer	14	Services Heat Pump Dryer	23
		Data Sheet Heat Pump Dryer	15	Services Fabric Care Cabinet	24
SPECIFICATION GUIDE		Data Sheet Fabric Care Cabinet	16	Services Side by Side Configuration	25
All Models Features	7			Services Stacked Configuration	27
Front Loader Washer Specification	8	CONFIGURATIONS			
Display-free Heat Pump Dryer Specification	9	Side by Side	18		
Heat Pump Dryer Specification	10	Stacked with Plinth and Cabinet	19		
Fabric Care Cabinet Specification	11	Stacked with Plinth and 2 Cabinets	20		

PRODUCT OVERVIEW



PRODUCT OVERVIEW

① **FC1260FZB2**
60cm Series 11 Fabric Care Cabinet, Grey Glass

② **WH1260YZB5**
12kg Series 11 Front Loader Washer, Grey Glass

WH1260MZB5
12kg Series 7 Front Loader Washer, Grey Glass

③ **DH1060YLZB5**
10kg Series 11 Display-free Heat Pump Dryer, Grey Glass

④ **DH1060YZB5**
10kg Series 11 Heat Pump Dryer, Grey Glass

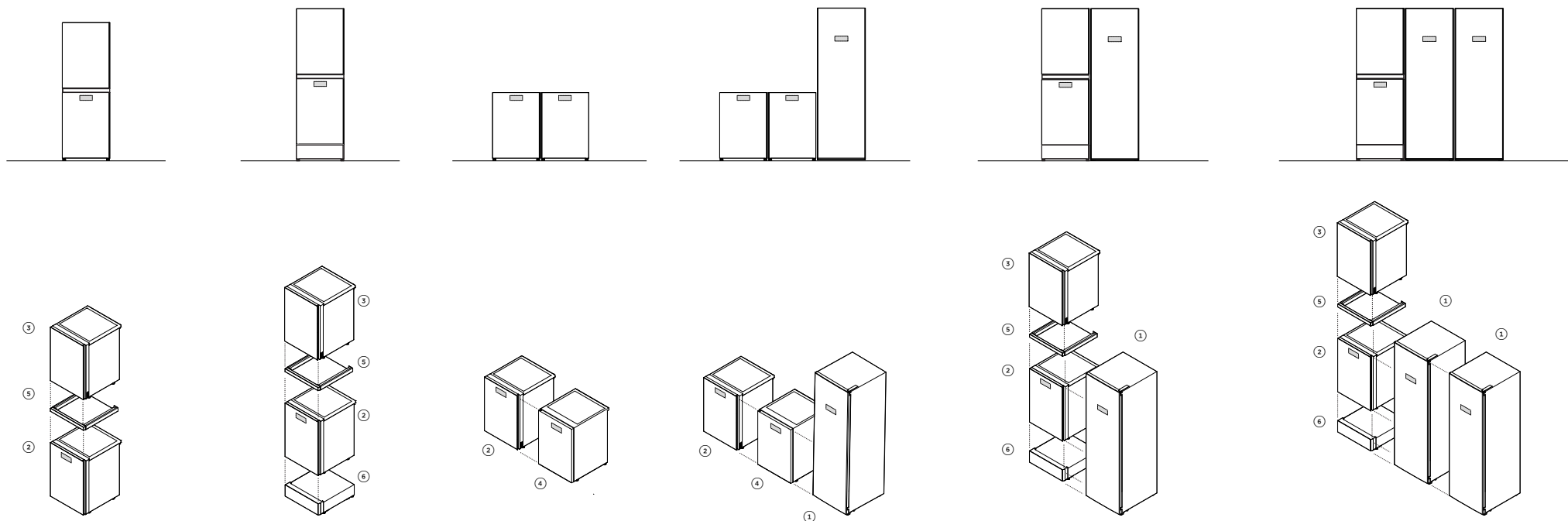
DH1060MZB5
10kg Series 7 Heat Pump Dryer, Grey Glass

ACCESSORIES OVERVIEW

⑤ **ASKS60ZB5**
Stacking Kit with Tray

⑥ **FM2060SZB2**
18L Series 11 Storage Plinth

The models shown in this Planning Guide may not be available in all markets and are subject to change at any time. For the latest version of this document, please visit our website at fisherpaykel.com. Product specifications may vary from those shown. The Planning Guide is not intended to be used as installation guidance for any product. Detailed installation instructions are available on our website.



MODEL CODE	FINISH	PRODUCT DESCRIPTION	HINGE LOCATION
① FC1260FZB2	Grey Glass	Fabric Care Cabinet	Right Hand Hinge
② WH1260YZB5 or WH1260MZB5	Grey Glass	Front Loader Washer	Left Hand Hinge
③ DH1060YLZB5	Grey Glass	Display-free Heat Pump Dryer	Left Hand Hinge
④ DH1060YZB5 or DH1060MZB5	Grey Glass	Heat Pump Dryer	Right hand Hinge
⑤ ASKS60ZB5	Grey Glass	Stacking Kit with Tray	-
⑥ FM2060SZB2	Grey Glass	18L Storage Plinth	-

* Other product configurations possible - while Storage Plinths can be installed side by side, doing so is not recommended, as it may result in a visual mismatch with the dryer above.

The models shown in this Planning Guide may not be available in all markets and are subject to change at any time. For the latest version of this document, please visit our website at fisherpaykel.com. Product specifications may vary from those shown. The Planning Guide is not intended to be used as installation guidance for any product. Detailed installation instructions are available on our website.

SPECIFICATION GUIDE



FM2060SZB2 WH1260YZB5/WH1260YZB5, ASKS60ZB5, DH1060YLZB5 and FC1260FZB2



FM2060SZB2 WH1260YZB5/WH1260YZB5, ASKS60ZB5 and DH1060YLZB5



WH1260YZB5/WH1260MZB5 and DH1060YZB5/DH1060MZB5

OVERVIEW

Elevating beyond the utility space, our Fabric Care Solutions pair sleek design and refined materials with advanced technology. Available in White or Graphite, Front Loader Washing Machines powered by SmartDrive™ deliver quieter operation, while Heat Pump Dryers with intelligent compressor control and moisture sensing provide efficient, gentle drying. With a vivid display and dial, intuitive controls make caring for fibres effortless. Installed side-by-side, or stacked with a Stacking Kit on the Storage Plinth alongside the Fabric Care Cabinet, their aligned proportions and pared-back interfaces bring a cohesive, considered aesthetic to the laundry space or create harmony in wardrobes, mudrooms, and entryways.

FEATURES

- ① Premium full-glass fronts and carefully selected materials elevate our Fabric Care Solutions beyond the utility space. Thoughtfully designed to harmonise with surrounding finishes, they enhance wardrobes, mudrooms, and entryways with a refined, considered presence.
- ② Front Loader Washing Machines and Heat Pump Dryers are designed as a true pair, with aligned proportions, finishes, and controls. Install them side-by-side or stacked with the Stacking Kit. For the ultimate Fabric Care solution, place a stacked set on the Storage Plinth to pair seamlessly with the Fabric Care Cabinet.
- ③ Interfaces and detailing are paired back to achieve a clean, minimal presentation. This reduction in visual noise helps appliances blend into design-led environments, supporting calm and considered interiors.

FEATURES

- ④ Powered by SmartDrive™ and ActiveIntelligence™ technology, Front Loader Washing Machines deliver quiet operation with few moving parts, plus clever load size and soil sensing for perfect results. This makes them well suited to placement in open-plan areas or wardrobes, where a low-noise environment is important.
- ⑤ Heat Pump Dryer technology with precise temperature control and moisture sensing delivers efficient yet gentle drying. Intelligent compressor technology adjusts drying temperatures to suit each fibre's durability, while specialised tumble patterns ensure optimal care and cycle times.
- ⑥ The 7" colour touchscreen display with glass fascia provides a clear, modern interface to guide users through cycle selection with ease. This intuitive control makes it simple to prolong the soft luxury of Cashmere scarves, the breathable comfort of Hemp trousers, or the flowing elegance of a Lyocell dress.
- ⑦ Steam Refresh and Sanitise reduce reliance on dry-cleaning by refreshing garments quickly and safely at home.
- ⑧ Our intelligent push-to-open ModDose Auto-Dosing uses removable cartridges for everyday or specialist detergents. By reading each of your configured cartridges to ensure the right formula for the fibre, and prompting changes if needed, it delivers precise auto-dosing and tailored care.
- ⑨ Designed to reduce running costs and environmental impact with highly efficient energy and water ratings, delivering an effective and sustainable fabric care routine.
- ⑩ SmartHQ™ compatibility enables remote monitoring, notifications when cycles are complete, and software updates when new cycles and feature enhancements are available.

The models shown in this Planning Guide may not be available in all markets and are subject to change at any time. For the latest version of this document, please visit our website at fisherpaykel.com. Product specifications may vary from those shown. The Planning Guide is not intended to be used as installation guidance for any product. Detailed installation instructions are available on our website.

SPECIFICATIONS

Model Number

WH1260YZB5	Series 11 Front Loader Washer, Grey Glass
WH1260MZB5	Series 7 Front Loader Washer, Grey Glass

Product Dimensions

H 850mm **W** 602mm **D** 676mm

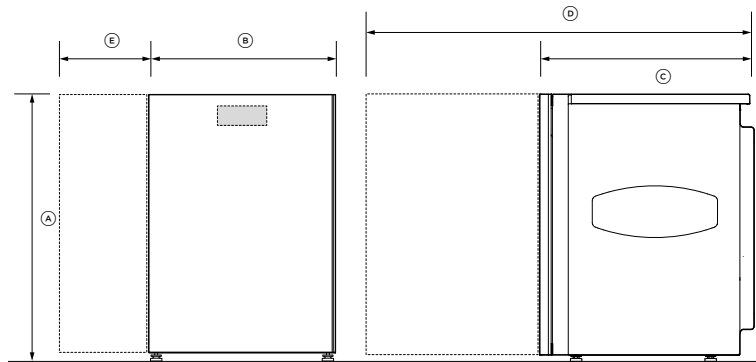
Electrical

Supply	220-240 V, 50 Hz
Service	10 A
Connection	3-prong grounding-type

Plumbing

Supply	Hose set provided
Service	Max. 1MPa (150psi); Min. 50KPa (7psi); Min 6 litres/min

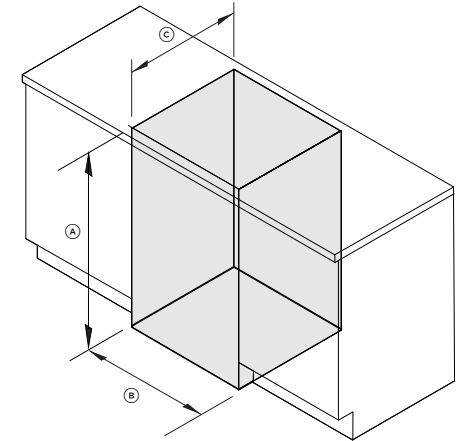
PRODUCT DIMENSIONS



FRONT VIEW

PROFILE VIEW

CAVITY DIMENSIONS



ISOMETRIC VIEW

	mm		mm
(A) Overall height	850	(A) Minimum height	870
Height of adjustable mounted feet	max +10	(B) Minimum width	635
(B) Overall width including chassis form	602	(C) Minimum depth	706
Overall width excluding chassis form	595	Minimum visual gap to adjacent cabinetry and product*	20
(C) Overall depth*	676		
(D) Depth with the door open	1235		
(E) Door clearance to adjacent wall	245		

*Includes door when closed

*Applies to sides and top

SPECIFICATIONS

Model Number

DH1060YZB5 Series 11 Heat Pump Dryer, Grey Glass

DH1060MZB5 Series 7 Heat Pump Dryer, Grey Glass

Product Dimensions

H 850mm **W** 602mm **D** 695mm

Electrical

Supply 220-240 V, 50 Hz

Service 10 A

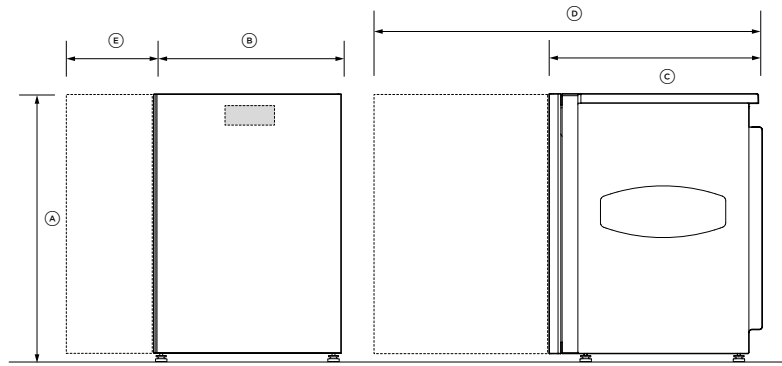
Connection 3-prong grounding-type

Plumbing

Supply Hose set provided

Service Max. 1MPa (150psi); Min. 50KPa (7psi);
Min 6 litres/min

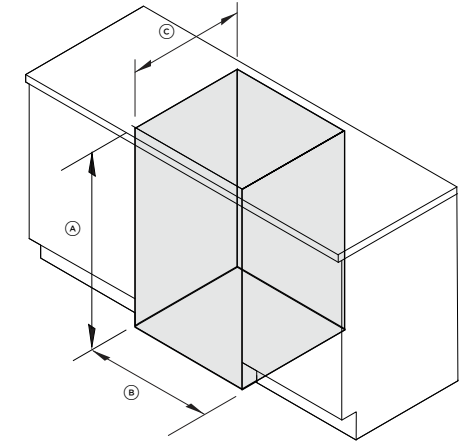
PRODUCT DIMENSIONS



FRONT VIEW

PROFILE VIEW

CAVITY DIMENSIONS



ISOMETRIC VIEW

	mm		mm
(A) Overall height	850	(A) Minimum height	870
Height of adjustable mounted feet	min -5 max +5	(B) Minimum width	635
(B) Overall width including chassis form	602	(C) Minimum depth	725
Overall width excluding chassis form	595	Minimum visual gap to adjacent cabinetry and product*	20
(C) Overall depth*	695	*Applies to sides and top	
(D) Depth with the door open	1255		
(E) Door clearance to adjacent wall	245		

*Includes door when closed

The models shown in this Planning Guide may not be available in all markets and are subject to change at any time. For the latest version of this document, please visit our website at fisherpaykel.com. Product specifications may vary from those shown. The Planning Guide is not intended to be used as installation guidance for any product. Detailed installation instructions are available on our website.

SPECIFICATIONS

Model Number

DH1060YLZB5* Series 11 Display-free Heat Pump Dryer
Grey Glass

* Inter-Product communication cable is included

Product Dimensions

H 850mm **W** 602mm **D** 695mm

Electrical

Supply 220-240 V, 50 Hz

Service 10 A

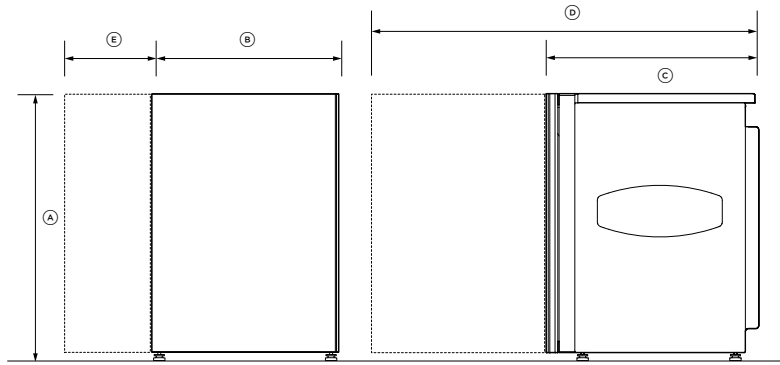
Connection 3-prong grounding-type

Plumbing

Supply Hose set provided

Service Max. 1MPa (150psi); Min. 50KPa (7psi);
Min 6 litres/min

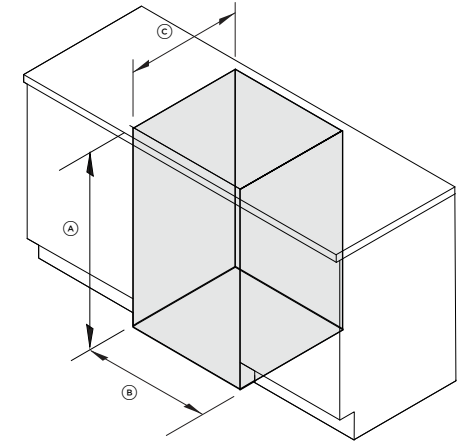
PRODUCT DIMENSIONS



FRONT VIEW

PROFILE VIEW

CAVITY DIMENSIONS



ISOMETRIC VIEW

	mm		mm
(A) Overall height	850	(A) Minimum height	870
Height of adjustable mounted feet	min -5 max +5	(B) Minimum width	635
(B) Overall width including chassis form	602	(C) Minimum depth	725
Overall width excluding chassis form	595	Minimum visual gap to adjacent cabinetry and product*	20
(C) Overall depth*	695		
(D) Depth with the door open	1255		
(E) Door clearance to adjacent wall	245		

*Applies to sides and top

*Includes door when closed

The models shown in this Planning Guide may not be available in all markets and are subject to change at any time. For the latest version of this document, please visit our website at fisherpaykel.com. Product specifications may vary from those shown. The Planning Guide is not intended to be used as installation guidance for any product. Detailed installation instructions are available on our website.

SPECIFICATIONS

Model Number

FC1260FZB2 Series 11 Fabric Care Cabinet, Grey Glass

Product Dimensions

H 1900mm **W** 600mm **D** 660mm

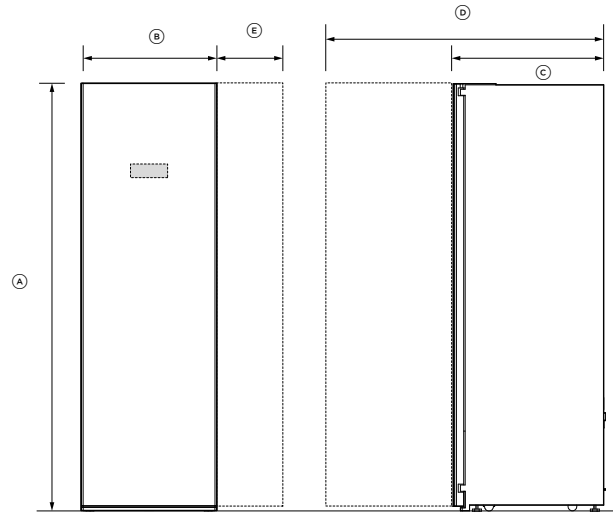
Electrical

Supply 220-240 V, 50 Hz

Service 10 A

Connection 3-prong grounding-type

PRODUCT DIMENSIONS

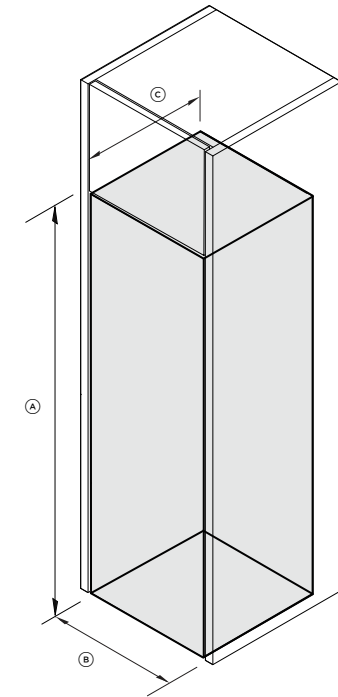


ISOMETRIC VIEW

	mm
Ⓐ Overall height	1900
Height of adjustable mounted feet	max +12
Ⓑ Overall width	600
Ⓒ Overall depth*	663
Ⓓ Depth with the door open	1240
Ⓔ Door clearance to adjacent wall	min 235

*With door closed

CAVITY DIMENSIONS



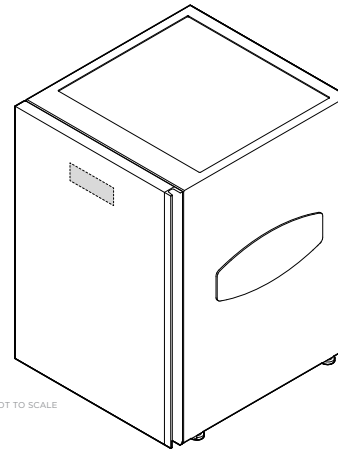
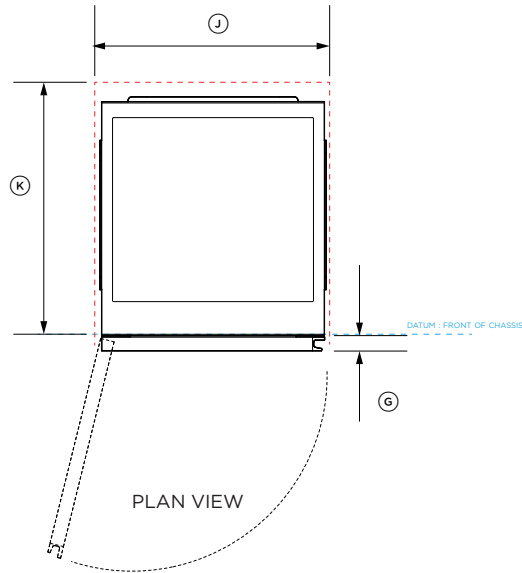
ISOMETRIC VIEW

	mm
Ⓐ Minimum height	1920
Ⓑ Minimum width	640
Ⓒ Minimum depth	700
Minimum visual gap to adjacent cabinetry and product*	20

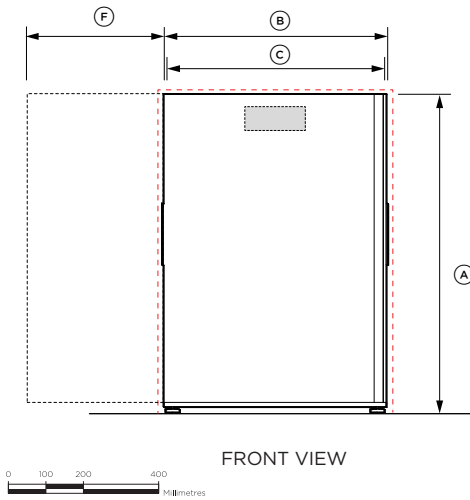
*Applies to sides and top

The models shown in this Planning Guide may not be available in all markets and are subject to change at any time. For the latest version of this document, please visit our website at fisherpaykel.com. Product specifications may vary from those shown. The Planning Guide is not intended to be used as installation guidance for any product. Detailed installation instructions are available on our website.

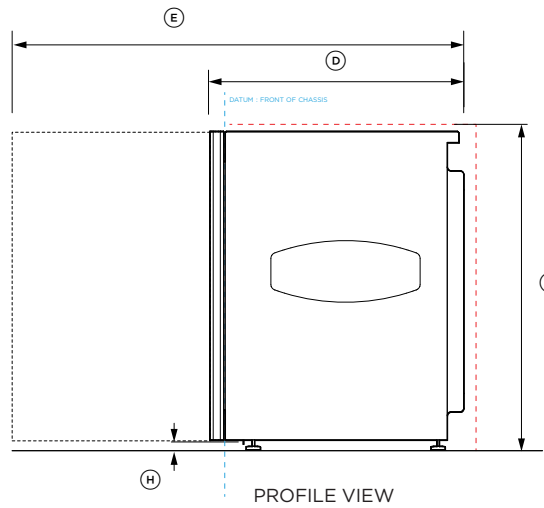
DATA SHEETS



ISOMETRIC VIEW



FRONT VIEW



PROFILE VIEW

Model no:

WH1260YZB5 Series 11 Front Loader Washing Machine, Grey Glass
WH1260MZB5 Series 7 Front Loader Washing Machine, Grey Glass

Hinge Left Hand Side

Product Dimensions

	mm
Ⓐ Overall height	850
Ⓑ Overall width including chassis form	602
Overall width excluding chassis form	595
Ⓒ Door width	595
Ⓓ Overall depth*	676
Ⓔ Depth with the door open	1235
Ⓕ Door clearance to adjacent wall	min 245
Ⓖ Door thickness	37
Ⓜ Height of adjustable mounted feet	max +10

* Includes door when closed

Cavity Dimensions: Standard Installation

	mm
Ⓛ Minimum height of cavity*	870
Ⓜ Minimum width of cavity	635
Ⓨ Minimum depth of cavity	706

Minimum gap clearance to adjacent product or cabinetry** 20

* Depends on feet adjustment

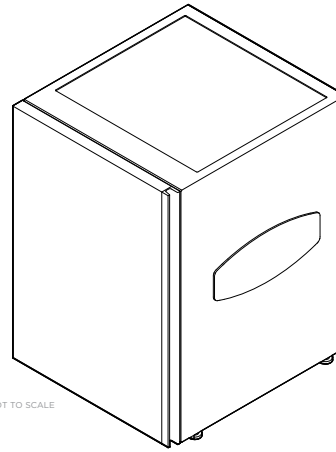
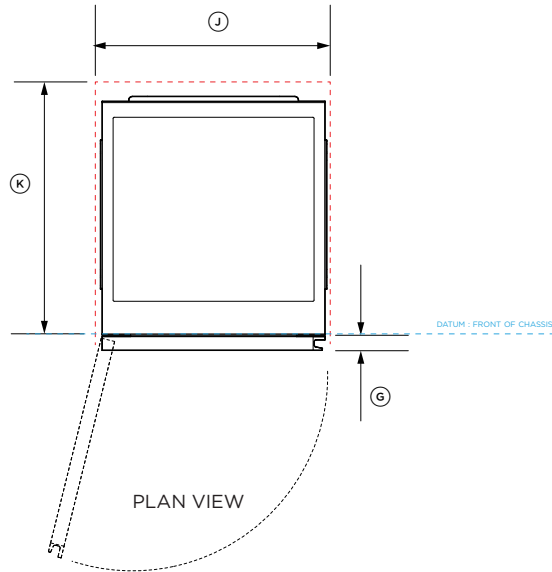
** Applies to sides and top

----- INDICATES CABINETY / PRODUCT DATUM

----- INDICATES CABINETY CLEARANCES

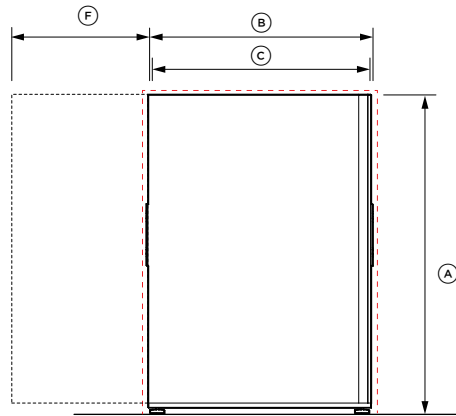
----- INDICATES CUTOUT

IMPORTANT NOTE: Throughout this guide, dimensions may vary by ±2mm (1/16"). Please read the installation manual for detailed information on installing the product. For full installation instructions & specifications visit fisherpaykel.com

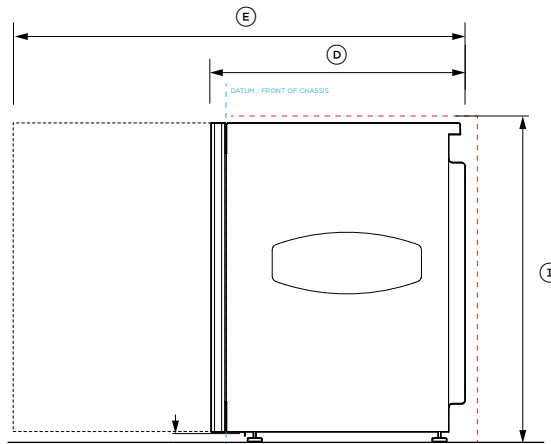


NOT TO SCALE

ISOMETRIC VIEW



FRONT VIEW



PROFILE VIEW



Model no:

DH1060YLZB5 - Series 11 Display-free Heat Pump Dryer, Grey Glass

Left Hand Side Hinge

Product Dimensions

	mm
Ⓐ Overall height	850
Ⓑ Overall width including chassis form	602
Overall width excluding chassis form	595
Ⓒ Door width	595
Ⓓ Overall depth*	695
Ⓔ Depth with the door open	1255
Ⓕ Door clearance to adjacent wall	min 245
Ⓖ Door thickness	37
Ⓜ Height of adjustable mounted feet	max +5 min -5

* Includes door when closed

Cavity Dimensions: Standard Installation

	mm
Ⓘ Minimum height of cavity*	870
Ⓣ Minimum width of cavity	635
Ⓚ Minimum depth of cavity	725
Minimum visual gap to adjacent product or cabinetry**	20

* Depends on feet adjustment

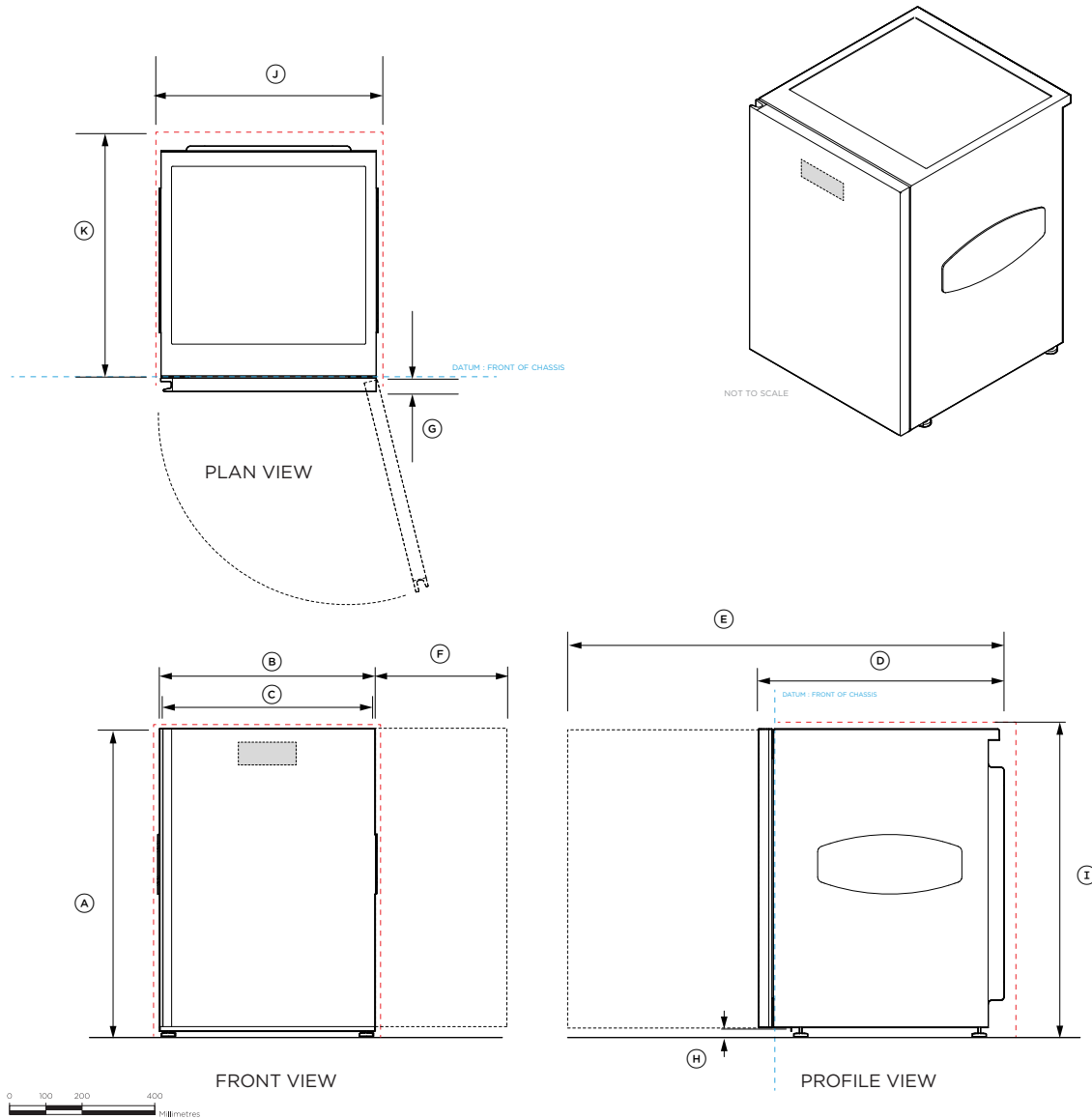
** Applies to sides and top

----- INDICATES CABINETRY / PRODUCT DATUM

----- INDICATES CABINETRY CLEARANCES

----- INDICATES CUTOUT

IMPORTANT NOTE: Throughout this guide, dimensions may vary by ±2mm (1/16"). Please read the installation manual for detailed information on installing the product. For full installation instructions & specifications visit fisherpaykel.com



Model no:

DH1060YZB5 - Series 11 Heat Pump Dryer, Display, Grey Glass
DH1060MZB5 - Series 7 Heat Pump Dryer, Display, Grey Glass

Right Hand Side Hinge

Product Dimensions		mm
Ⓐ	Overall height	850
Ⓑ	Overall width including chassis form	602
	Overall width excluding chassis form	595
Ⓒ	Door width	595
Ⓓ	Overall depth	695
Ⓔ	Depth with the door open	1255
Ⓕ	Door clearance to adjacent wall	min 245
Ⓖ	Door thickness	37
ⓓ	Height of adjustable mounted feet	min -5 max +5

* Includes door when closed

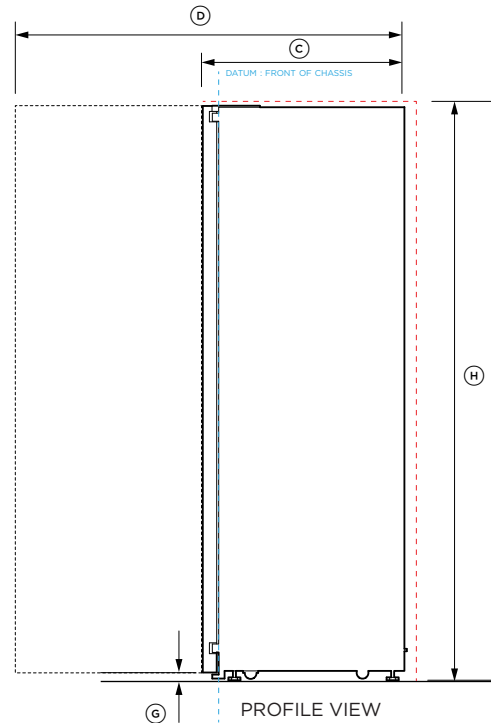
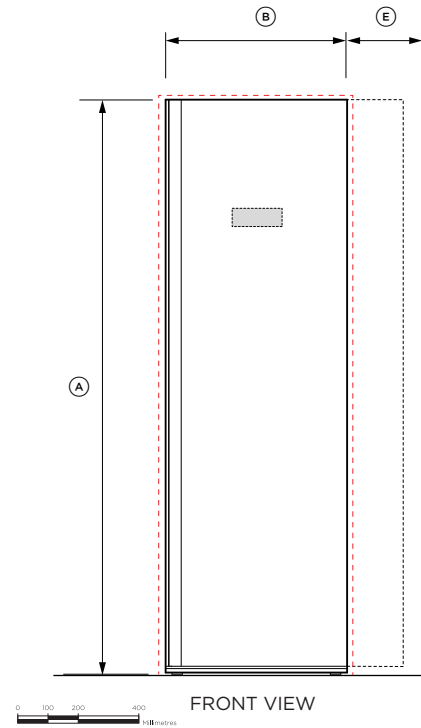
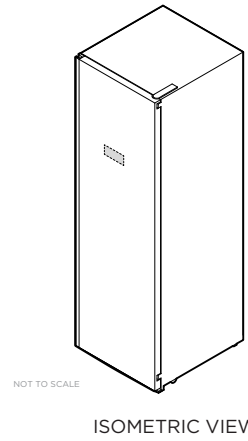
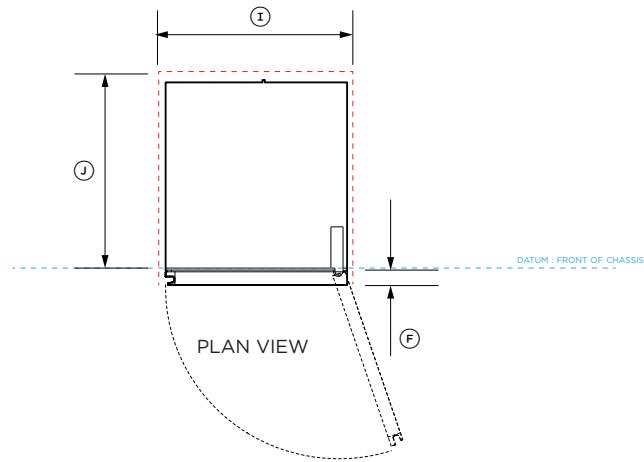
Cavity Dimensions: Standard Installation		mm
Ⓘ	Minimum height of cavity*	870
Ⓛ	Minimum width of cavity	635
Ⓚ	Minimum depth of cavity	725

Minimum gap clearance to adjacent product or cabinetry** 20

* Depends on feet adjustment
 ** Applies to sides and top

----- INDICATES CABINETY / PRODUCT DATUM
 - - - - - INDICATES CABINETY CLEARANCES
 - · - · - INDICATES CUTOUT

IMPORTANT NOTE: Throughout this guide, dimensions may vary by ±2mm (1/16"). Please read the installation manual for detailed information on installing the product. For full installation instructions & specifications visit fisherpaykel.com



Model no:

FC1260HG1 - Series 11 Fabric Care Cabinet, Grey Glass

Right Hand Side Hinge

Product Dimensions

	mm
Ⓐ Overall height	1900
Ⓑ Overall width	600
Ⓒ Overall depth	663
Ⓓ Depth with the door open	1240
Ⓔ Door clearance to adjacent wall with 90° hinge pin included	min 235 min 50
Ⓕ Door thickness	37
Ⓖ Height of adjustable mounted feet	max +12

Cavity Dimensions: Standard Installation

	mm
Ⓗ Overall height of cavity*	1920
Ⓛ Minimum width of cavity	640
Ⓜ Minimum depth of cavity	700
Minimum gap clearance to adjacent product or cabinetry**	20

* Depends on feet adjustment
** Applies to sides and top

----- INDICATES CABINETRY / PRODUCT DATUM
- - - - - INDICATES CABINETRY CLEARANCES
- · - · - INDICATES CUTOUT

IMPORTANT NOTE: Throughout this guide, dimensions may vary by ±2mm (1/16"). Please read the installation manual for detailed information on installing the product. For full installation instructions & specifications visit fisherpaykel.com

CONFIGURATIONS

SIDE BY SIDE

Washing Machine

WH1260YZB5* Series 11 Grey Glass

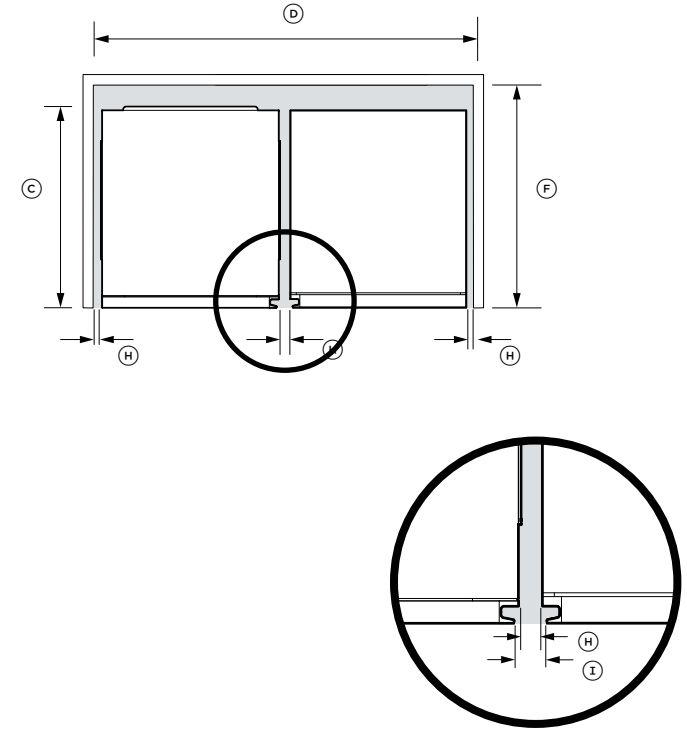
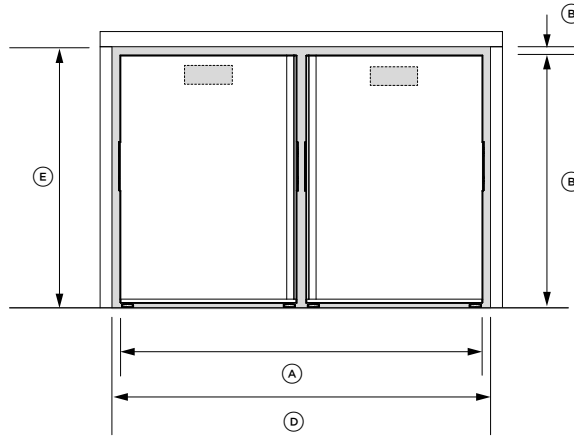
WH1260MZB5* Series 7 Grey Glass

Heat Pump Dryer

DH1060YZB5** Series 11 Grey Glass

DH1060MZB5** Series 7 Grey Glass

*Left Hand Hinge
**Right Hand Hinge



PRODUCT DIMENSIONS

	mm
Ⓐ Overall products width Washer, Dryer	1210
Ⓑ Overall product height Washer, Dryer	850
Ⓒ Overall product depth Washer, Dryer	695

CAVITY DIMENSIONS

	mm
Ⓓ Overall cavity width	1250
Ⓔ Overall cavity height	870
Ⓕ Overall cavity depth	725

GAPS

	mm
Ⓖ Minimum visual gap top	20
Ⓗ Minimum visual gap vertical	20
Ⓙ Minimum dimension between the front handles are different from the visual gap because of the product's angled door design	36

* Washer and Dryer width exclude the chassis form

The models shown in this Planning Guide may not be available in all markets and are subject to change at any time. For the latest version of this document, please visit our website at fisherpaykel.com. Product specifications may vary from those shown. The Planning Guide is not intended to be used as installation guidance for any product. Detailed installation instructions are available on our website.

STACKED WITH PLINTH AND FABRIC CARE CABINETS

Washing Machine

WH1260YZB5* Series 11 Grey Glass

WH1260MZB5* Series 7 Grey Glass

Display-free Heat Pump Dryer

DH1060YLZB5* Series 11 Grey Glass

Fabric Care Cabinet

FC1260FZB2** Series 11 Grey Glass

Stacking Kit with Tray

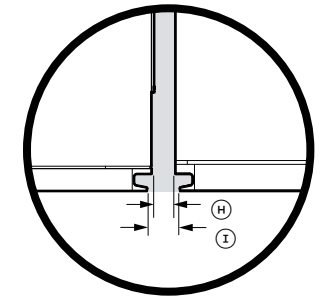
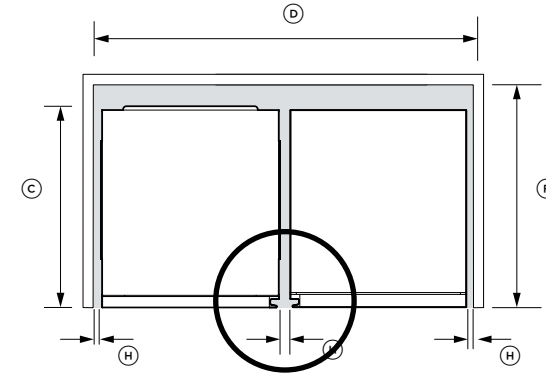
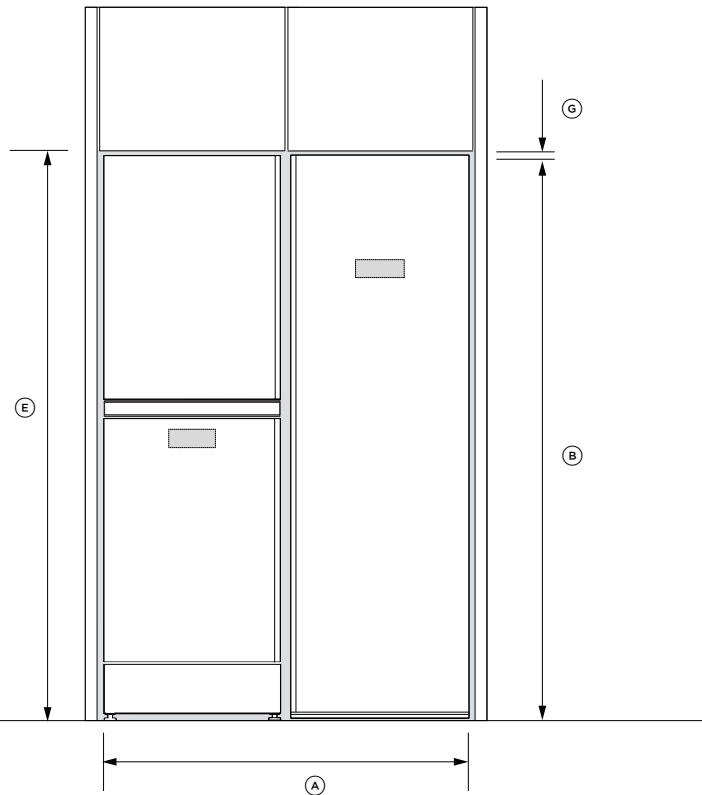
ASKS60ZB5 Grey Glass

Storage Plinth

FM2060SZB2 Grey Glass

*Left Hand Hinge

**Right Hand Hinge



PRODUCT DIMENSIONS

	mm
Ⓐ Overall products width Washer, Dryer, Plinth, Stacking Kit and Fabric Care Cabinet	1220
Ⓑ Overall product height Washer, Dryer, Plinth, Stacking Kit and Fabric Care Cabinet	1900
Ⓒ Overall product depth Washer, Dryer, Plinth, Stacking Kit and Fabric Care Cabinet	695

* Washer and Dryer width exclude the chassis form

CAVITY DIMENSIONS

	mm
Ⓓ Overall cavity width	1255
Ⓔ Overall cavity height	1920
Ⓕ Overall cavity depth	725

GAPS

	mm
Ⓖ Minimum visual gap top	20
Ⓗ Minimum visual gap vertical	20
Ⓘ Minimum dimension between the front handles are different from the visual gap because of the product's angled door design	36

The models shown in this Planning Guide may not be available in all markets and are subject to change at any time. For the latest version of this document, please visit our website at fisherpaykel.com. Product specifications may vary from those shown. The Planning Guide is not intended to be used as installation guidance for any product. Detailed installation instructions are available on our website.

STACKED WITH PLINTH AND FABRIC CARE CABINETS

Washing Machine

WH1260YZB5* Series 11 Grey Glass

WH1260MZB5* Series 7 Grey Glass

Display-free Heat Pump Dryer

DH1060YLZB5* Series 11 Grey Glass

Fabric Care Cabinet

FC1260FZB2** Series 11 Grey Glass

Stacking Kit with Tray

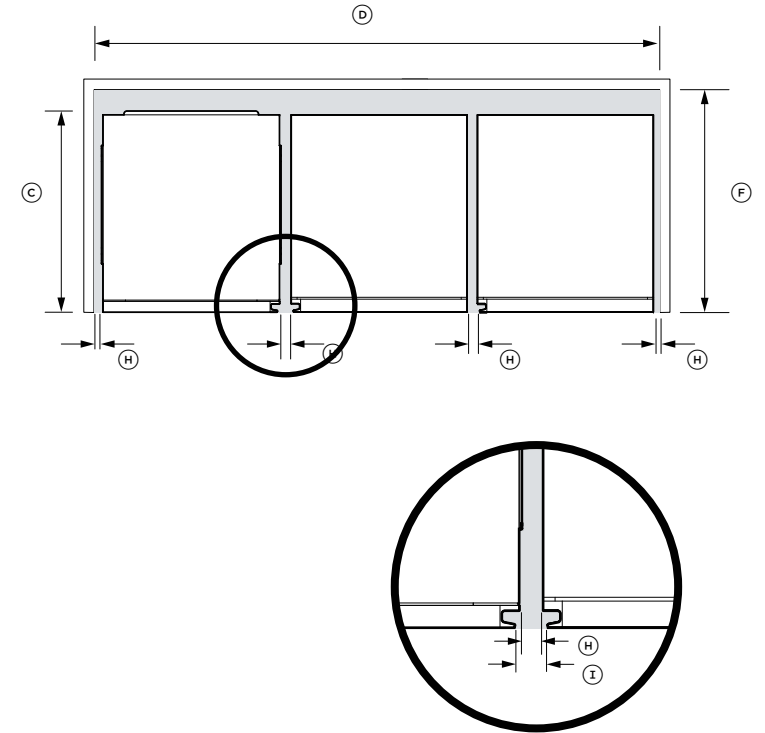
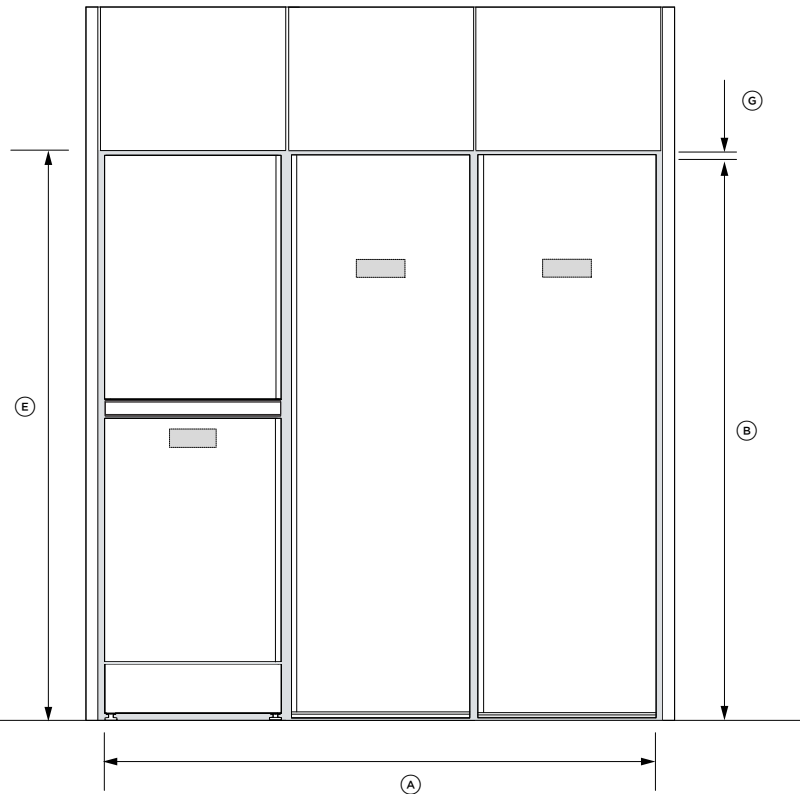
ASKS60ZB5 Grey Glass

Storage Plinth

FM2060SZB2 Grey Glass

*Left Hand Hinge

**Right Hand Hinge



PRODUCT DIMENSIONS

	mm
Ⓐ Overall products width* Washer, Dryer, Plinth, Stacking Kit and Fabric Care Cabinet	1840
Ⓑ Overall product height Washer, Dryer, Plinth, Stacking Kit and Fabric Care Cabinet	1900
Ⓒ Overall product depth Washer, Dryer, Plinth, Stacking Kit and Fabric Care Cabinet	695

CAVITY DIMENSIONS

	mm
Ⓓ Overall cavity width	1875
Ⓔ Overall cavity height	1920
Ⓕ Overall cavity depth	725

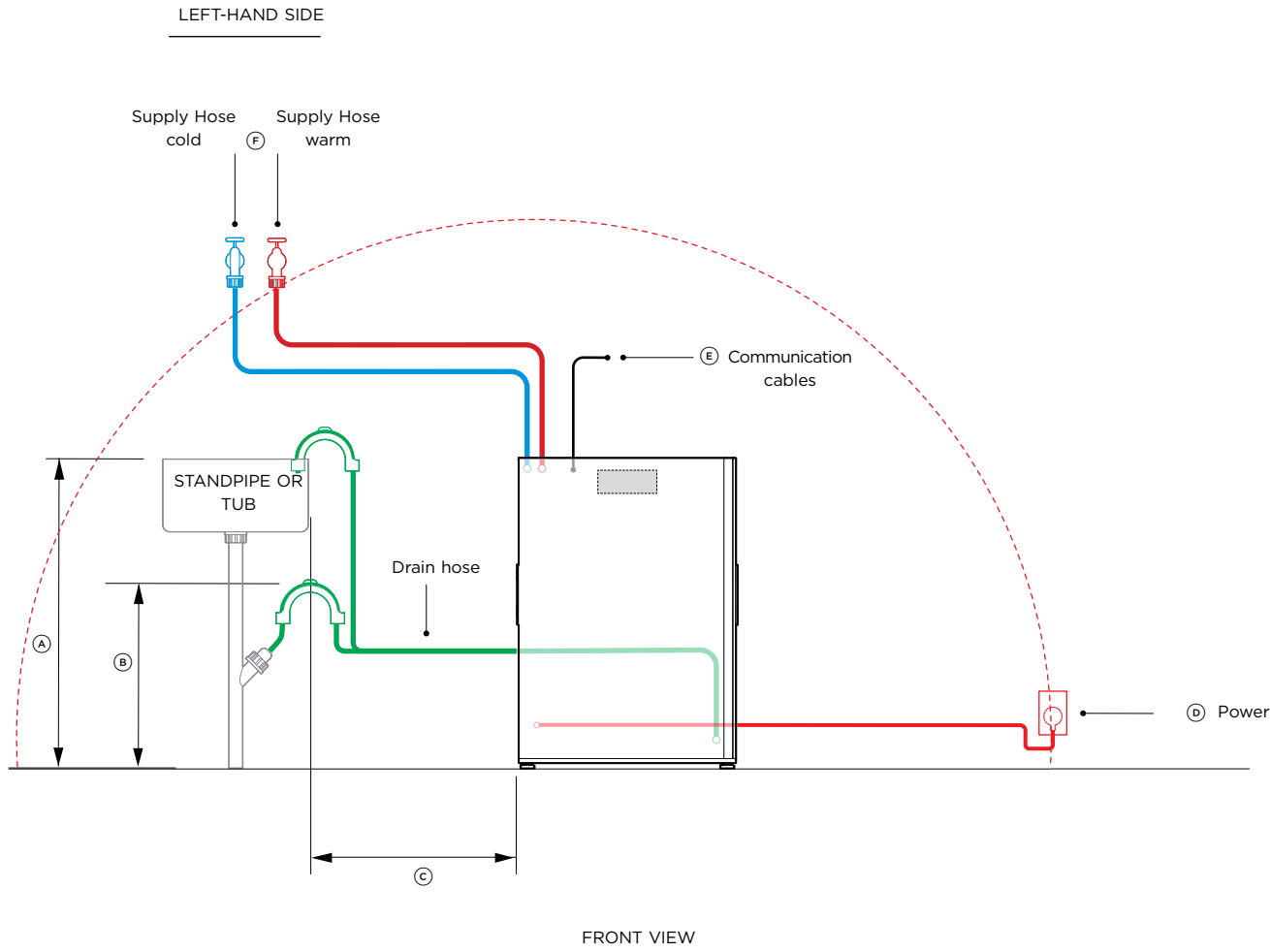
GAPS

	mm
Ⓖ Minimum visual gap top	20
Ⓗ Minimum visual gap vertical	20
Ⓘ Minimum dimension between the front handles are different from the visual gap because of the product's angled door design	36

* Washer and Dryer width exclude the chassis form

The models shown in this Planning Guide may not be available in all markets and are subject to change at any time. For the latest version of this document, please visit our website at fisherpaykel.com. Product specifications may vary from those shown. The Planning Guide is not intended to be used as installation guidance for any product. Detailed installation instructions are available on our website.

SERVICES



Maximum Distance of Hoses, Power and Communication Cords

Model nos:

WH1260YZB5 Series 11 Front Loader Washing Machine, Grey Glass
WH1260MZB5 Series 7 Front Loader Washing Machine, Grey Glass

Product Dimensions

	mm
Ⓐ Maximum standpipe or tub height	1000
With storage plinth	1200
Ⓑ Minimum standpipe or tub height	600
With storage plinth	800
Ⓒ Maximum distance to standpipe when located on the left	400
Maximum distance to standpipe when located on the right	1000
Ⓓ Maximum power cord length from power outlet	1400
Ⓔ Maximum communication cable length between products	1300

Specifications

Electrical

Supply	220 - 240 VAC, 50 Hz
Service	10 A
Outlet	3-prong grounding - type

Plumbing

Supply	Hose set provided
Pressure	Max. 1MPa (150psi) Min. 50KPa (7psi); Min 6 litres/min

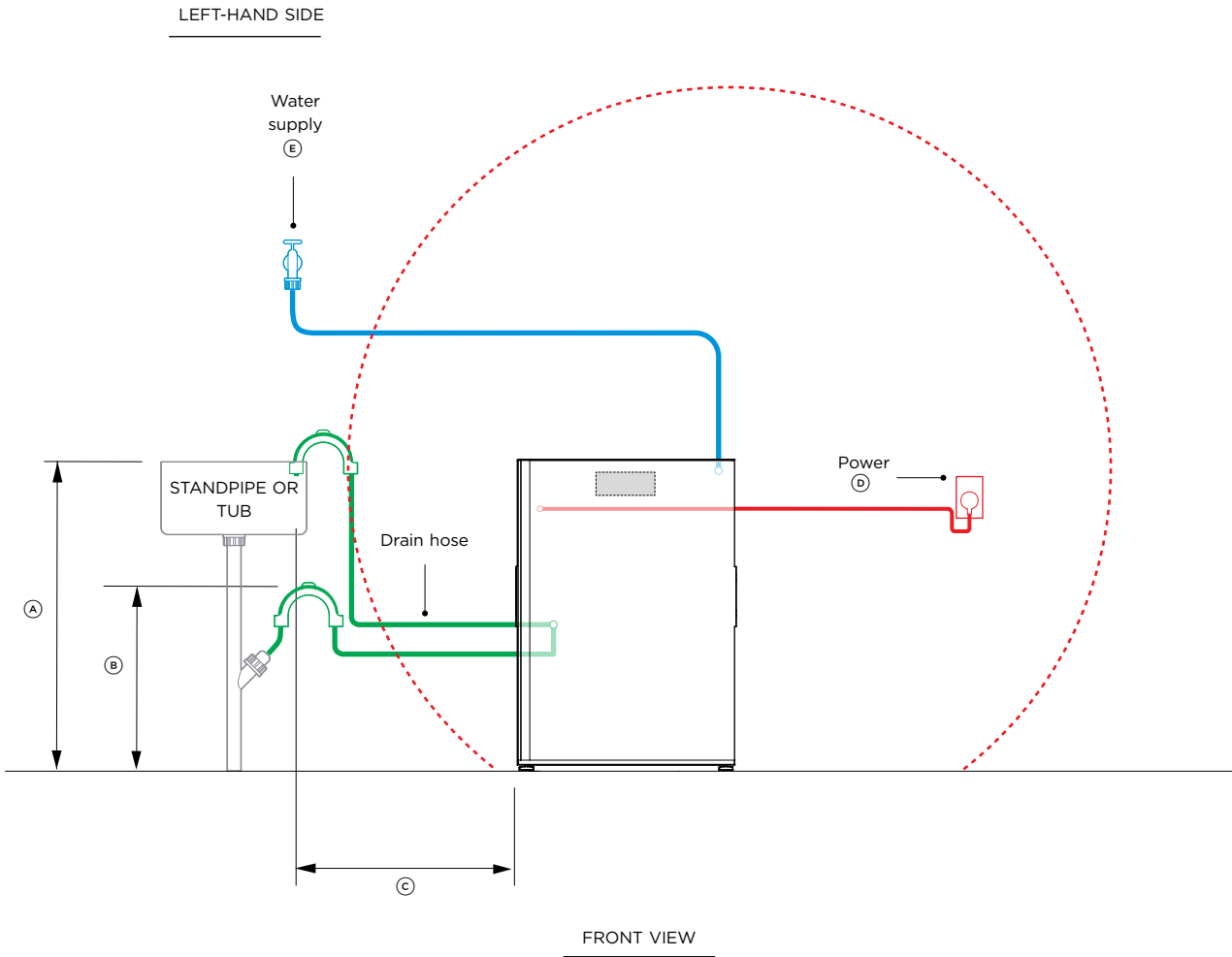
NOTES:

Connections may be located in an adjacent cabinet to either side of the washer. Ensure power will remain accessible following install to allow access for any future product maintenance.

A washer and dryer without separate cold-water inlets shall be no more than 900mm apart in order to use steam cycles on the dryer.

Multiple product installation requires the design of water and power outlets according to local regulations.

IMPORTANT NOTE: Throughout this guide, dimensions may vary by ±2mm (1/16"). Please read the Installation Guide for detailed information on installing the product. For full installation instructions visit fisherpaykel.com



Maximum Distance of Hoses and Power Cord

Model nos:

DH1060YZB5 - Series 11 Heat Pump Dryer, Display, Grey Glass
DH1060MZB5 - Series 7 Heat Pump Dryer, Display, Grey Glass

(Display-free Heat Pump Dryer DH1060YZLB5 information refer to page 27 and 28)

Product Dimensions

	mm
(A) Maximum standpipe or tub height with storage plinth	1000 1200
(B) Minimum standpipe or tub height with storage plinth	600 800
(C) Maximum distance to standpipe when located on the left Maximum distance to standpipe when located on the right	1000 400
(D) Maximum power cord length from power outlet	1400
(E) Maximum length water supply	600

Specifications

Electrical

Supply	220 - 240 VAC, 50 Hz
Service	10 A
Outlet	3-prong grounding-type

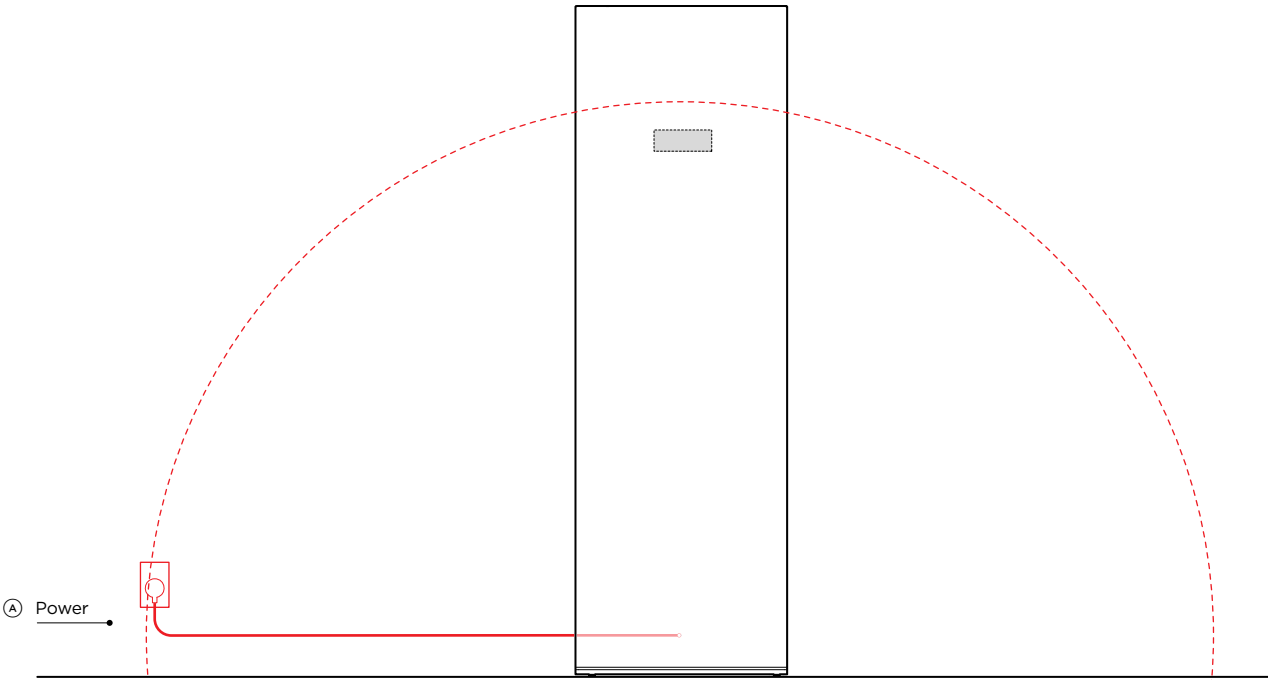
Plumbing

Supply	Hose set provided
Pressure	Max. 1MPa (150psi) Min. 50KPa (7psi); Min 6 litres/min

NOTES:

Connections may be located in an adjacent cabinet to either side of dryer
 A washer and dryer without separate cold-water inlets shall be no more than 900mm apart.
 Ensure power will remain accessible following install to allow access for any future product maintenance.
 Multiple product installation requires the design of water and power outlets according to local regulations.

IMPORTANT NOTE: Throughout this guide, dimensions may vary by ±2mm (1/16"). Please read the Installation Guide for detailed information on installing the product. For full installation instructions visit fisherpaykel.com



FRONT VIEW

Maximum Distance Power Cord

Model nos:
FC1260HG1 - Series 11 Fabric Care Cabinet, Grey Glass

Product Dimensions	mm
A Maximum power cord length from power outlet	1400

Specifications

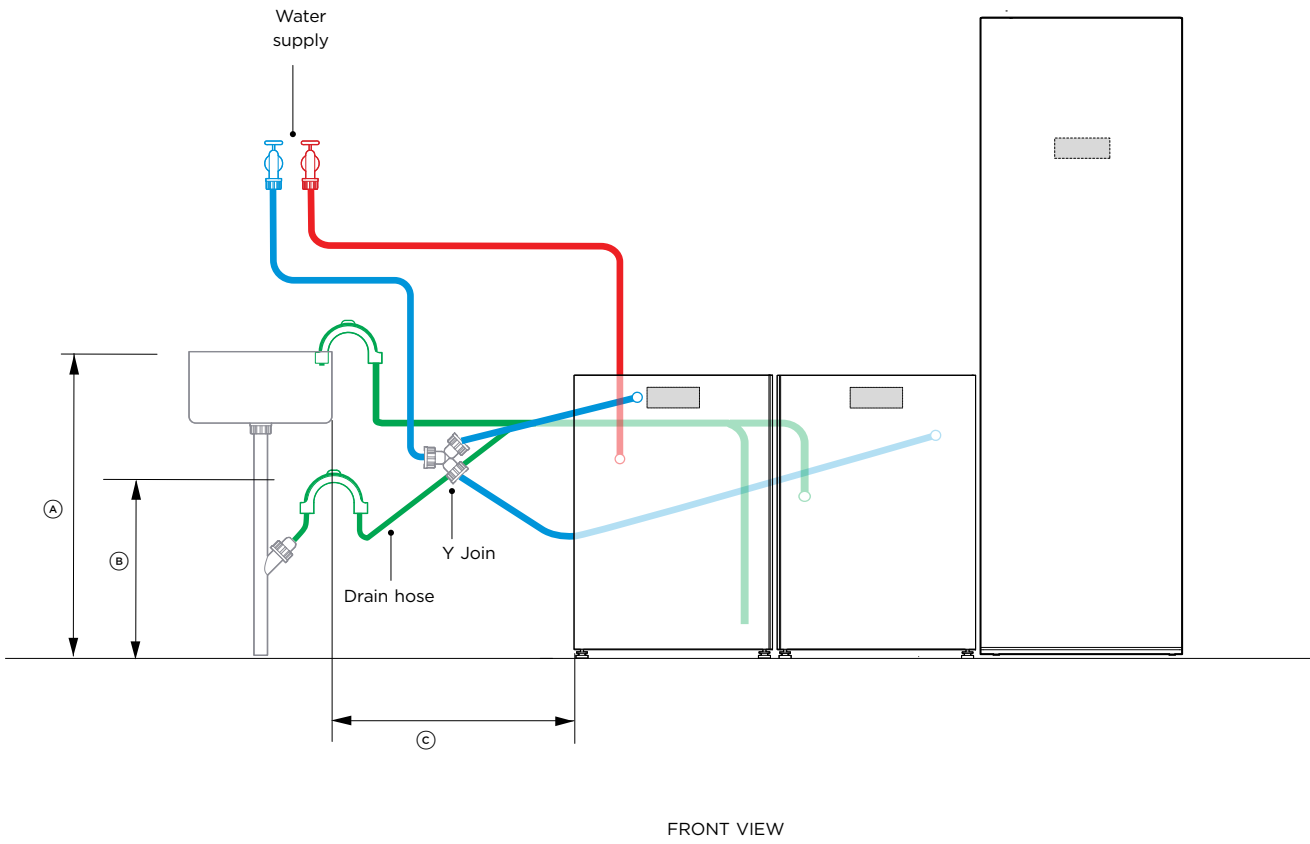
Electrical	
Supply	220 - 240 VAC, 50 Hz
Service	10 A
Outlet	3-prong grounding-type

NOTES:
Connections may be located in an adjacent cabinet to either side of the cabinet

Ensure power will remain accessible following install to allow access for any future product maintenance.

Multiple product installation requires the design of water and power outlets according to local regulations.

IMPORTANT NOTE: Throughout this guide, dimensions may vary by ±2mm (1/16"). Please read the Installation Guide for detailed information on installing the product. For full installation instructions visit fisherpaykel.com



Maximum Distance of Water Supply and Drainage Hoses

Model nos:

- WH1260YZB5 - Series 11 Front Loader Washing Machine
- WH1260MZB5 - Series 7 Front Loader Washing Machine
- DH1060YZB5 - Series 11 Heat Pump Dryer
- DH1060MZB5 - Series 7 Heat Pump Dryer
- FC1260YZB2 - Series 11 Fabric Care Cabinet

Product Dimensions

	mm
Ⓐ Maximum standpipe or tub height with storage plinth	1000 1200
Ⓑ Minimum standpipe or tub height with storage plinth	600 800
Ⓒ Maximum distance to standpipe from washer and dryer	400

Specifications (per product)

Electrical

Supply	220 - 240 VAC, 50 Hz
Service	10 A
Outlet	3-prong grounding-type

Plumbing

Supply	Hose set provided
Pressure	Max. 1MPa (150psi) Min. 50KPa (7psi); Min 6 litres/min

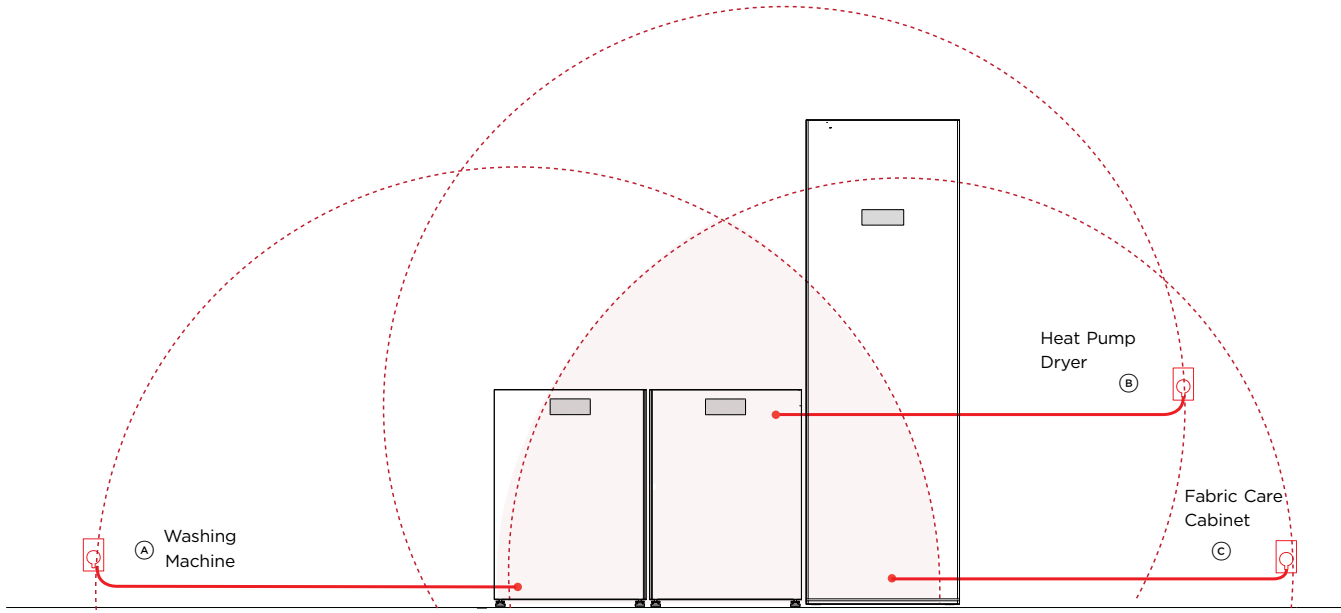
NOTES:

Connections may be located in an adjacent cabinet to either side of dryer

A washer and dryer without separate cold-water inlets shall be no more than 900mm apart.

Multiple product installation requires the design of water and power outlets according to local regulations.

IMPORTANT NOTE: Throughout this guide, dimensions may vary by ±2mm (1/16"). Please read the Installation Guide for detailed information on installing the product. For full installation instructions visit fisherpaykel.com



FRONT VIEW

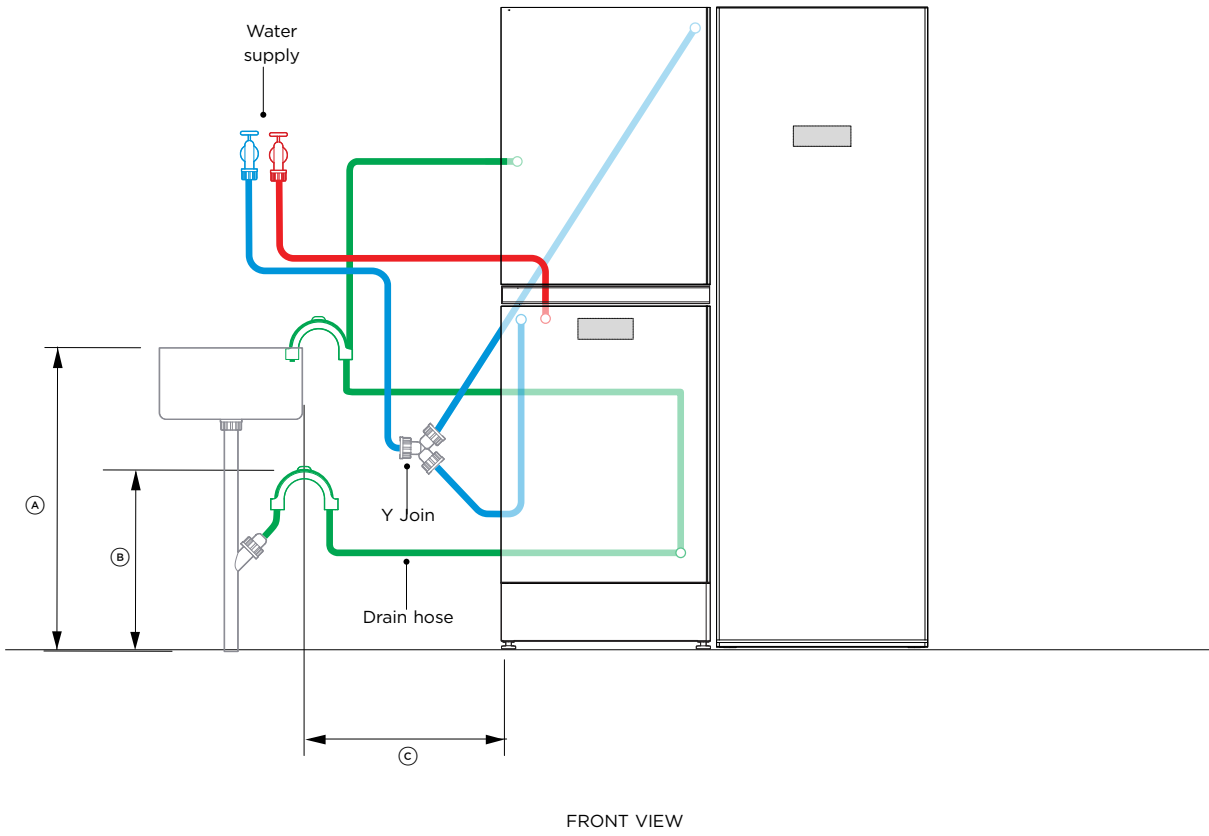
Maximum Distance of Power Cords

Model nos:
 WH1260YZB5 - Series 11 Front Loader Washing Machine
 WH1260MZB5 - Series 7 Front Loader Washing Machine
 DH1060YZB5 - Series 11 Heat Pump Dryer
 DH1060MZB5 - Series 7 Heat Pump Dryer
 FC1260YZB2 - Series 11 Fabric Care Cabinet

Product Dimensions	mm
(A) Maximum power cord length from power outlet	1400
(B) Maximum power cord length from power outlet	1400
(C) Maximum power cord length from power outlet	1400

NOTES:
 Connections may be located in an adjacent cabinet to either side of dryer
 Ensure power will remain accessible following install to allow access for any future product maintenance.
 Multiple product installation requires the design of water and power outlets according to local regulations.

IMPORTANT NOTE: Throughout this guide, dimensions may vary by ±2mm (1/16"). Please read the Installation Guide for detailed information on installing the product. For full installation instructions visit fisherpaykel.com



Maximum Distance of Water Supply and Drainage Hoses

Model nos:

WH1260YZB5 - Series 11 Front Loader Washing Machine
 WH1260MZB5 - Series 7 Front Loader Washing Machine
 DH1060YZBL5 - Series 11 Display-free Heat Pump Dryer
 FC1260YZB2 - Series 11 Fabric Care Cabinet

Product Dimensions

	mm
Ⓐ Maximum standpipe or tub height	1000
with storage plinth	1200
Ⓑ Minimum standpipe or tub height	600
with storage plinth	800
Ⓒ Maximum distance to standpipe from washer and dryer	400

Specifications (per product)

Electrical

Supply	220 - 240 VAC, 50 Hz
Service	10 A
Outlet	3-prong grounding-type

Plumbing

Supply	Hose set provided
Pressure	Max. 1MPa (150psi) Min. 50KPa (7psi); Min 6 litres/min

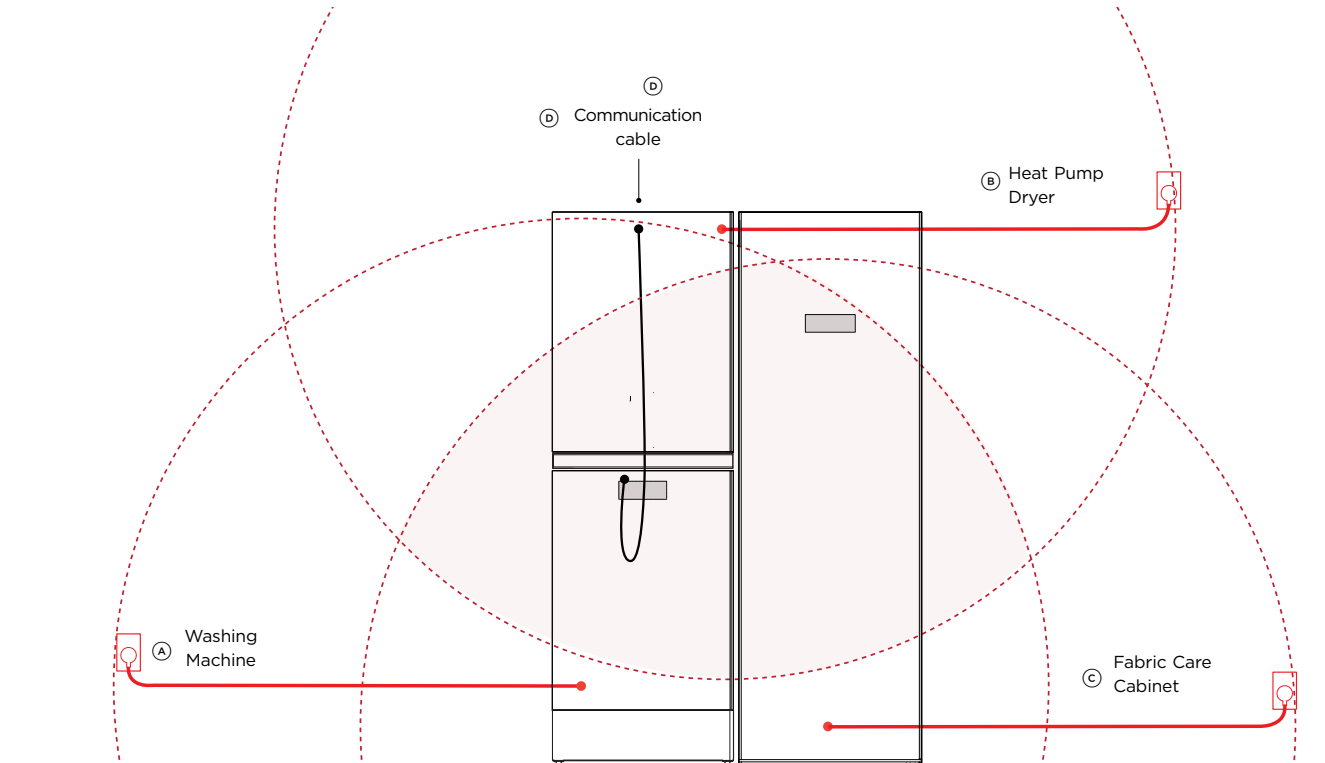
NOTES:

Connections may be located in an adjacent cabinet to either side of dryer

A washer and dryer without separate cold-water inlets shall be no more than 900mm apart.

Multiple product installation requires the design of water and power outlets according to local regulations.

IMPORTANT NOTE: Throughout this guide, dimensions may vary by ±2mm (1/16"). Please read the Installation Guide for detailed information on installing the product. For full installation instructions visit fisherpaykel.com



FRONT VIEW

Maximum Distance of Power and Communication Cord

Model nos:

- WH1260YZB5 - Series 11 Front Loader Washing Machine
- WH1260MZB5 - Series 7 Front Loader Washing Machine
- DH1060YZBL5 - Series 11 Display-free Heat Pump Dryer
- FC1260YZB2 - Series 11 Fabric Care Cabinet

Maximum Cord Length	mm
A Washer	1400
B Dryer	1400
C Fabric Care Cabinet	1400
D Communication Cable	1300

NOTES:

Connections may be located in an adjacent cabinet to either side of dryer
 Ensure power will remain accessible following install to allow access for any future product maintenance.
 Multiple product installation requires the design of water and power outlets according to local regulations.

IMPORTANT NOTE: Throughout this guide, dimensions may vary by ±2mm (1/16"). Please read the Installation Guide for detailed information on installing the product. For full installation instructions visit fisherpaykel.com

