

INTEGRATED SINGLE DISHDRAWER

PLANNING GUIDE

DD60SI9 | DD60SHI9
DD60STI9 | DD60STHI9
DD60STX6I1 | DD60STX6HI1

FISHER & PAYKEL

DD60SI9 | DD60SHI9 | DD60STI9 | DD60STHI9 | DD60STX6I1 | DD60STX6HI1

This comprehensive Planning Guide provides you with the framework and tools to achieve your desired design outcome with Fisher & Paykel appliances. In this guide, you will find a range of conceptual, detailed, and dimensional product information to bring your ideas to life and create spaces that truly reflect your vision.

CONTENTS

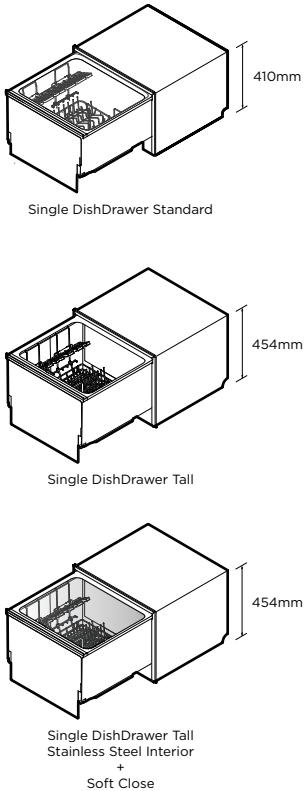
CONCEPT DESIGN	PAGE	DEVELOPED AND DETAILED DESIGN	PAGE	DEVELOPED AND DETAILED DESIGN	PAGE
Design Choices	4	Data Sheets DD60SI9, DD60SHI9	5	Data Sheets Handles	18
		Stainless Steel Door Panel	6	Contemporary Square	19
		Custom Door Panel	7	Contemporary Square Fine	20
				Contemporary Round	21
		Data Sheets DD60STI9, DD60STHI9	8	Professional Round Flush	22
		Stainless Steel Door Panel	9	Classic Round	23
		Custom Door Panel	10		
		Stainless Recessed Handle Door Panel	11		
		Glass Recessed Handle Door Panel	12		
		Data Sheets DD60STX6I1, DD60STX6HI1	13		
		Stainless Steel Door Panel	14		
		Custom Door Panel	15		
		Stainless Recessed Handle Door Panel	16		
		Glass Recessed Handle Door Panel	17		

The models shown in this Planning Guide may not be available in all markets and are subject to change at any time. Product specifications may vary from those shown. This Planning Guide should not be used as installation guidance for any product. Further information is required to safely and correctly install the products featured here. Specific installation guidance will be available on our website fisherpaykel.com

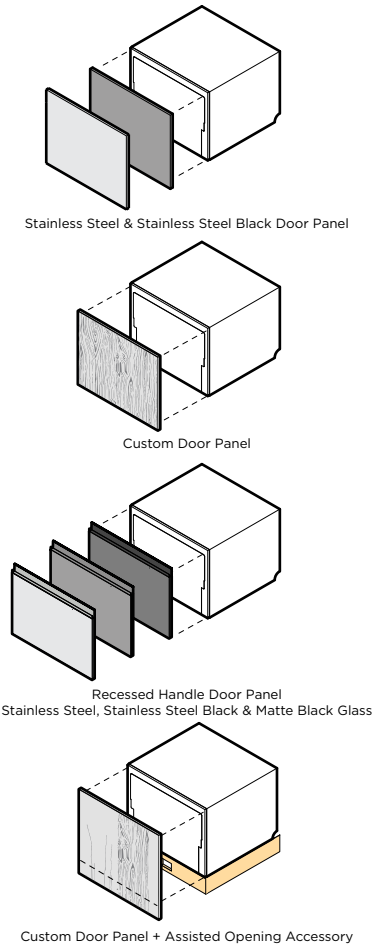
DESIGN CHOICES

DESIGN CHOICES | INTEGRATED SINGLE DISHDRAWER

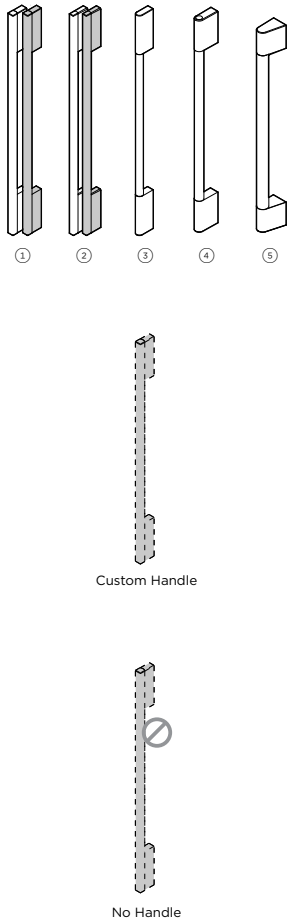
SIZE & INTERIOR



DOOR PANEL STYLE



HANDLE OPTION

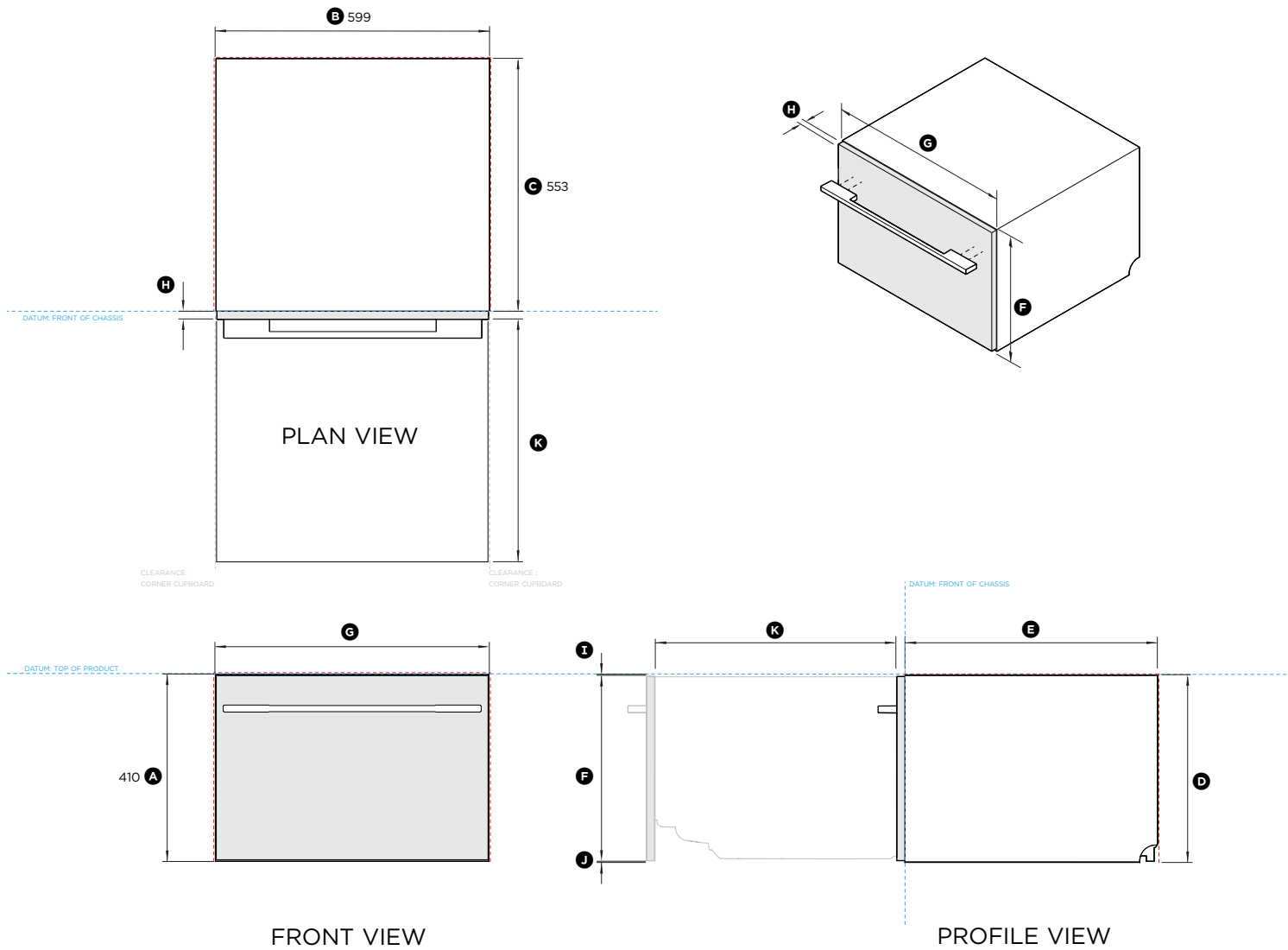


SIZE & INTERIOR	MODELS	
	Standard Height	Tall Height
Single DishDrawer Standard	DD60SI9, DD60SHI9*	
Single DishDrawer Tall		DD60STI9, DD60STHI9*
Single DishDrawer Tall with Stainless Steel interior + Soft Close		DD60STX6I1, DD60STX6HI1*
*Water softener models in selected markets only		
Note: Custom door panels, toe-kick and handles to be manufactured / fitted by cabinetmaker.		

DOOR PANEL MODELS		
	Standard Height	Tall Height
Stainless Steel Door Panels	ADDD60SPX	ADDD60STPX
Black Stainless Steel Door Panels	ADDD60SPB	ADDD60STPB
Recessed Handle Stainless Steel Door Panels*		ADDD60STNX
Recessed Handle Stainless Steel Black Door Panels*		ADDD60STNB
Recessed Handle Matte Black Glass Door Panels*		ADDD60STZB
*Coming soon and in some markets available as pre-finished models		
Assisted Opening - Coming soon		

HANDLE MODELS*			
	Brushed Aluminium	Brushed Aluminium Black	Stainless Steel
① Contemporary Square Handle*		AHD30BDD60SB	
② Contemporary Square Fine Handle*	AHD50BDD60SX	AHD50BDD60SB	
③ Contemporary Round Handle*	AHS0BDD60S		
④ Classic Handle*			AHCLDDDW60X
⑤ Professional Flush*			AHP3DWDD60S
*One Handle kit required for Single Dishdrawer. Two Handle Kits required for Double Dishdrawers			
Handles are not required for the Recessed Door Panels			
Not all handles may be available in all markets			

DATA SHEETS
DD60SI9 & DD60SHI9



Model nos:
DD60SI9 & DD60SHI9
Shown with Stainless Steel Door Panel, ADDD60SPX
Available Black Stainless Steel Door Panel, ADDD60SPB
Shown with Contemporary Square Fine Handle, AHD5-OBDD-60SX

NOTE:
Refer to page 4 - Design Choices for all door panel and handle options

Product Dimensions	mm
A Overall height of product	410
B Overall width of product	599
C Overall depth of product*	553
D Height of chassis	410
E Depth of chassis	553
F Height of door panel	403
G Width of door panel	595
H Depth of door panel	18
I Height from top of door panel to top of chassis	2
J Height of ventilation gap below door panel	2
K Maximum extension of drawer*	527

*excluding door panel and handle

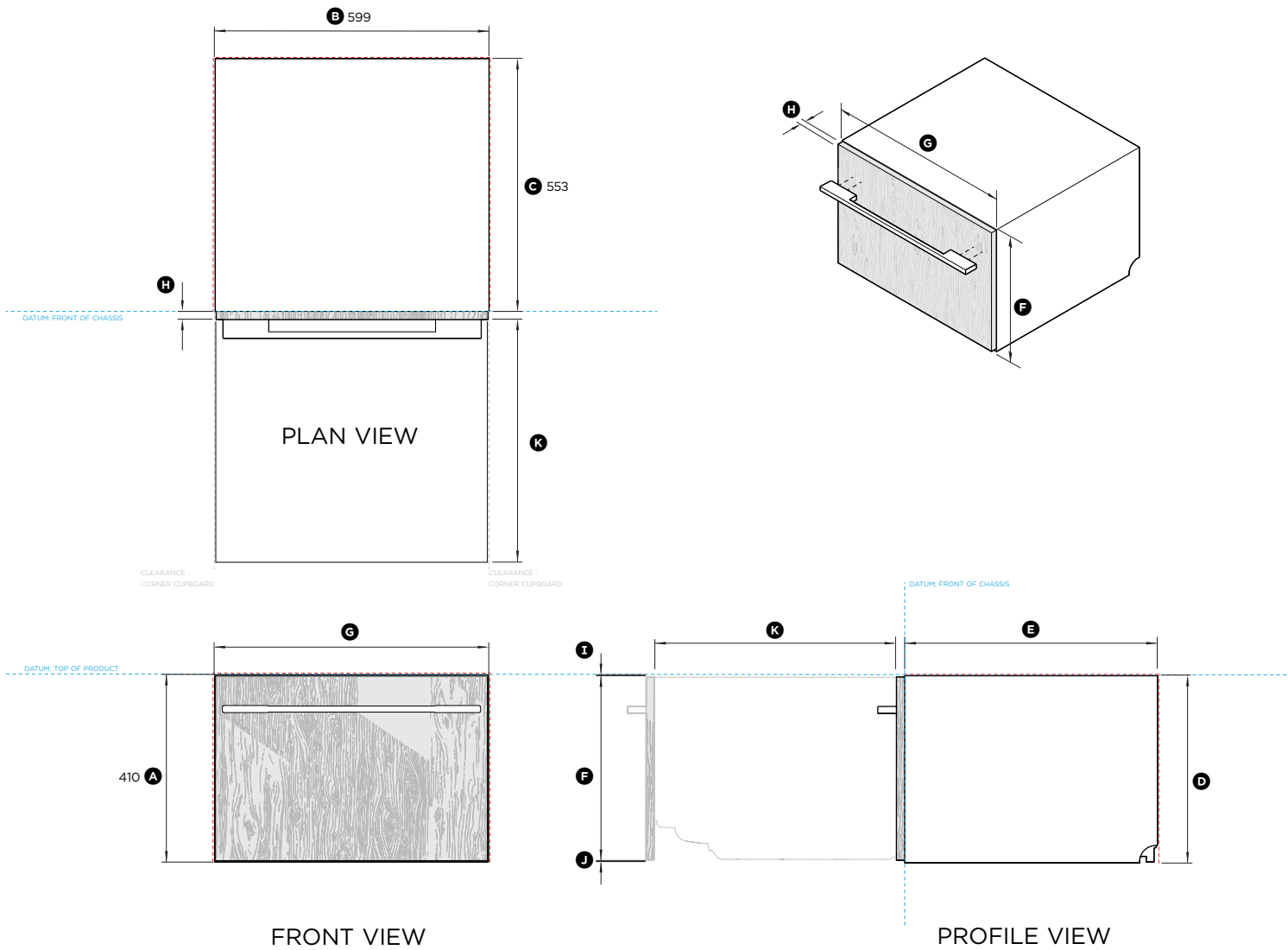
Minimum Clearances	mm
Minimum inside height of cavity	412
Minimum inside width of cavity	600
Minimum overall depth of cavity*	579
Minimum clearance to corner cupboard	13
Minimum clearance to adjacent cupboard door	2

*Including 19mm door panels on adjacent cabinetry.

For venting consideration for the toe kick design, please refer to the installation guide

INDICATES PRODUCT DATUM -----
INDICATES CABINETRY CLEARANCES -----

IMPORTANT NOTE: Throughout this guide, dimensions may vary by $\pm 2\text{mm}$ (1/16"). Please read the installation manual for detailed information on installing the product. For full installation instructions & specifications visit fisherpaykel.com



Model nos:
DD60SI9 & DD60SHI9
Shown with Custom Door Panel
Shown with Contemporary Square Fine Handle, AHD5-OBDD-60SX

NOTE:
Refer to page 4 - Design Choices for all door panel and handle options

Product Dimensions	mm
A Overall height of product	410
B Overall width of product	599
C Overall depth of product*	553
D Height of chassis	410
E Depth of chassis	553
F Minimum height of door panel	408
G Width of door panel	595
H Depth of door panel	16-20
I Minimum clearance on top of door panel	2
J Minimum clearance between base of door panel and cabinetry	2
K Maximum extension of drawer*	527

*excluding door panel and handle

Minimum Clearances	mm
Minimum inside height of cavity	412
Minimum inside width of cavity	600
Minimum overall depth of cavity*	579
Minimum clearance to corner cupboard	13
Minimum clearance to adjacent cupboard door	2

*Including 19mm door panels on adjacent cabinetry.


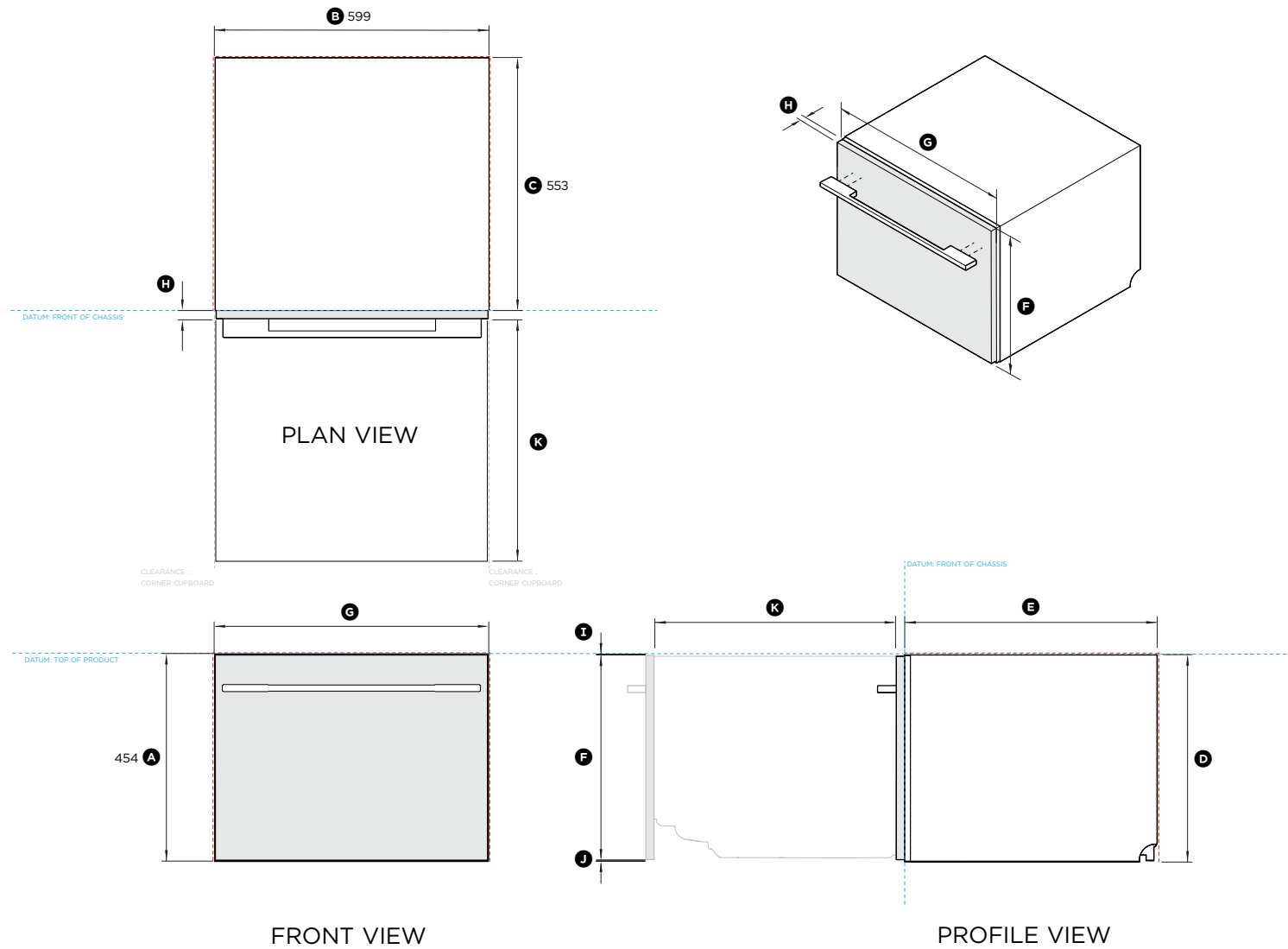
Note: Custom door panel and toe kicks to be manufactured/fitted by cabinetmaker.

For venting consideration for the toe kick design, please refer to the installation guide

INDICATES PRODUCT DATUM -----
INDICATES CABINETRY CLEARANCES -----

IMPORTANT NOTE: Throughout this guide, dimensions may vary by $\pm 2\text{mm}$ (1/16"). Please read the installation manual for detailed information on installing the product. For full installation instructions & specifications visit fisherpaykel.com

DATA SHEETS
DD60STI9 & DD60STHI9



Model nos:
DD60STI9 & DD60STHI9
Shown with Stainless Steel Door Panel, ADDD60STPX
Available Black Stainless Steel Door Panel, ADDD60STPB
Shown with Contemporary Square Fine Handle, AHD5-OBDD-60SX

NOTE:
Refer to page 4 - Design Choices for all door panel and handle options

Product Dimensions	mm
A Overall height of product	454
B Overall width of product	599
C Overall depth of product*	553
D Height of chassis	454
E Depth of chassis	553
F Height of door panel	447
G Width of door panel	595
H Depth of door panel	18
I Height from top of door panel to top of chassis	2
J Height of ventilation gap below door panel	2
K Maximum extension of drawer*	527

*excluding door panel and handle

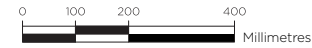
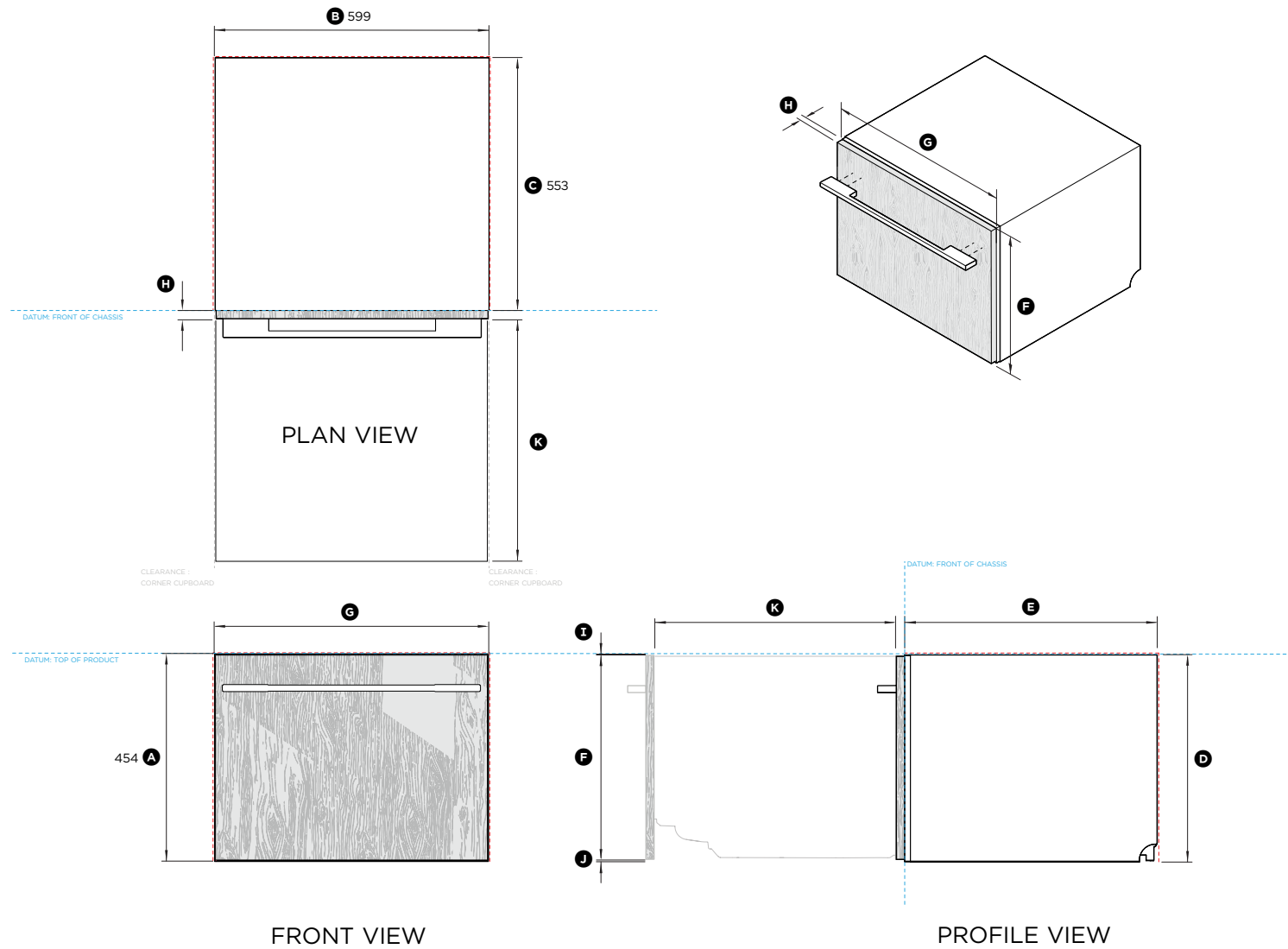
Minimum Clearances	mm
Minimum inside height of cavity	456
Minimum inside width of cavity	600
Minimum overall depth of cavity*	579
Minimum clearance to corner cupboard	13
Minimum clearance to adjacent cupboard door	2

*Including 19mm door panels on adjacent cabinetry.

For venting consideration for the toe kick design, please refer to the installation guide

INDICATES PRODUCT DATUM -----
INDICATES CABINETRY CLEARANCES -----

IMPORTANT NOTE: Throughout this guide, dimensions may vary by $\pm 2\text{mm}$ (1/16"). Please read the installation manual for detailed information on installing the product. For full installation instructions & specifications visit fisherpaykel.com



Model nos:
DD60STI9 & DD60STHI9
Shown with Custom Door Panel
Shown with Contemporary Square Fine Handle, AHD5-OBDD-60SX

NOTE:
Refer to page 4 - Design Choices for all door panel and handle options

Product Dimensions	mm
(A) Overall height of product	454
(B) Overall width of product	599
(C) Overall depth of product*	553
(D) Height of chassis	454
(E) Depth of chassis	553
(F) Minimum Height of door panel	452
(G) Width of door panel	595
(H) Depth of door panel	16-20
(I) Minimum clearance on top of door panel	2
(J) Minimum clearance between base of door panel and cabinetry	2
(K) Maximum extension of drawer*	527

*excluding door panel and handle

Minimum Clearances	mm
Minimum inside height of cavity	456
Minimum inside width of cavity	600
Minimum overall depth of cavity*	579
Minimum clearance to corner cupboard	13
Minimum clearance to adjacent cupboard door	2

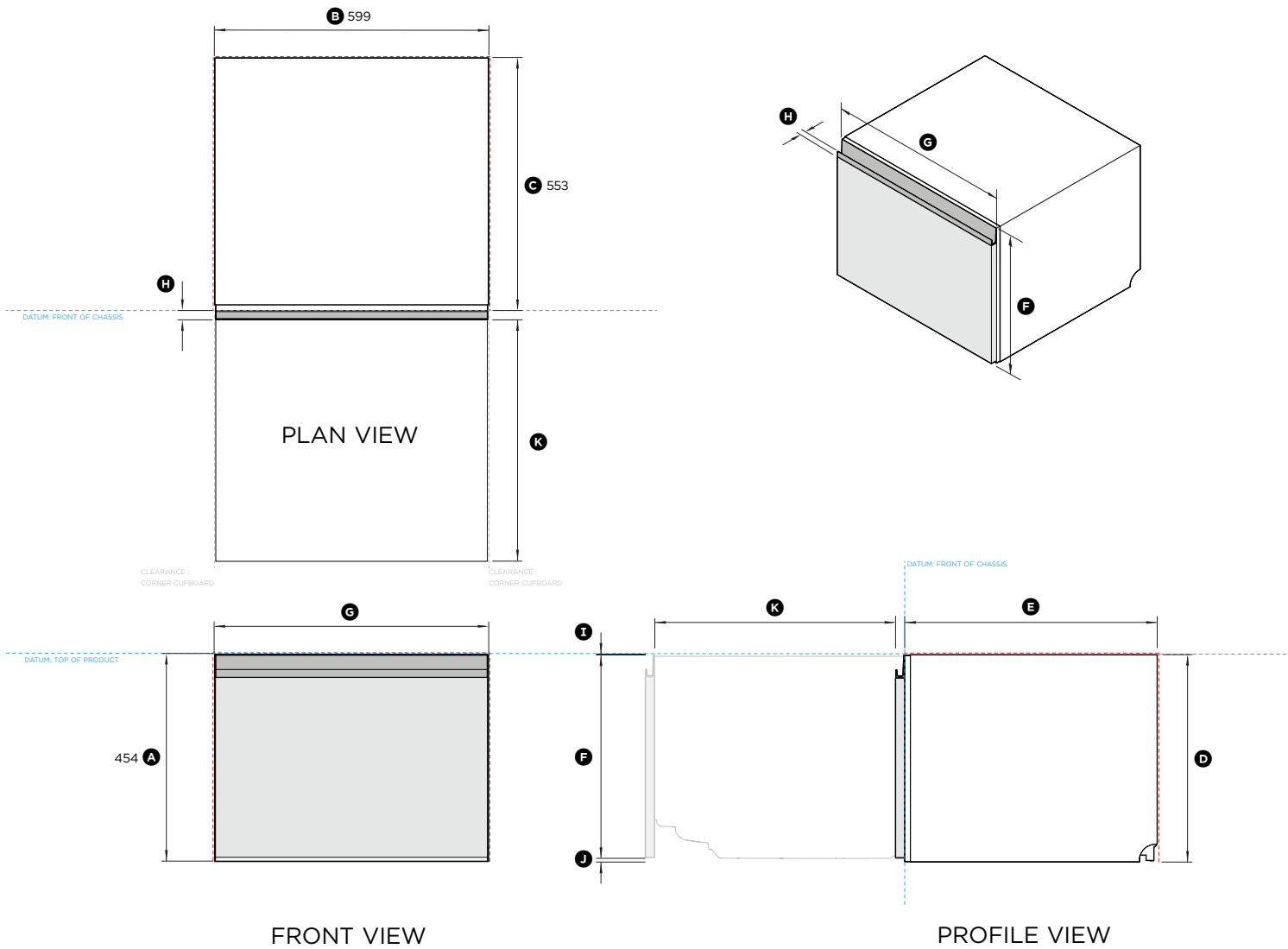
*Including 19mm door panels on adjacent cabinetry.

Note: Custom door panel and toe kicks to be manufactured/fitted by cabinetmaker

For venting consideration for the toe kick design, please refer to the installation guide

INDICATES PRODUCT DATUM -----
INDICATES CABINETRY CLEARANCES -----

IMPORTANT NOTE: Throughout this guide, dimensions may vary by $\pm 2\text{mm}$ (1/16"). Please read the installation manual for detailed information on installing the product. For full installation instructions & specifications visit fisherpaykel.com



Model nos:
DD60STI9 & DD60STHI9
Shown with Recessed Handle Stainless Steel Door Panel, ADDD60STNX

NOTE:
Refer to page 4 - Design Choices for all door panel and handle options

Product Dimensions	mm
(A) Overall height of product	454
(B) Overall width of product	599
(C) Overall depth of product*	553
(D) Height of chassis	454
(E) Depth of chassis	553
(F) Height of door panel	442
(G) Width of door panel	595
(H) Depth of door panel	20
(I) Height from top of door panel to top of chassis	2
(J) Height of ventilation gap below door panel	8
(K) Maximum extension of drawer*	527

*excluding door panel and handle

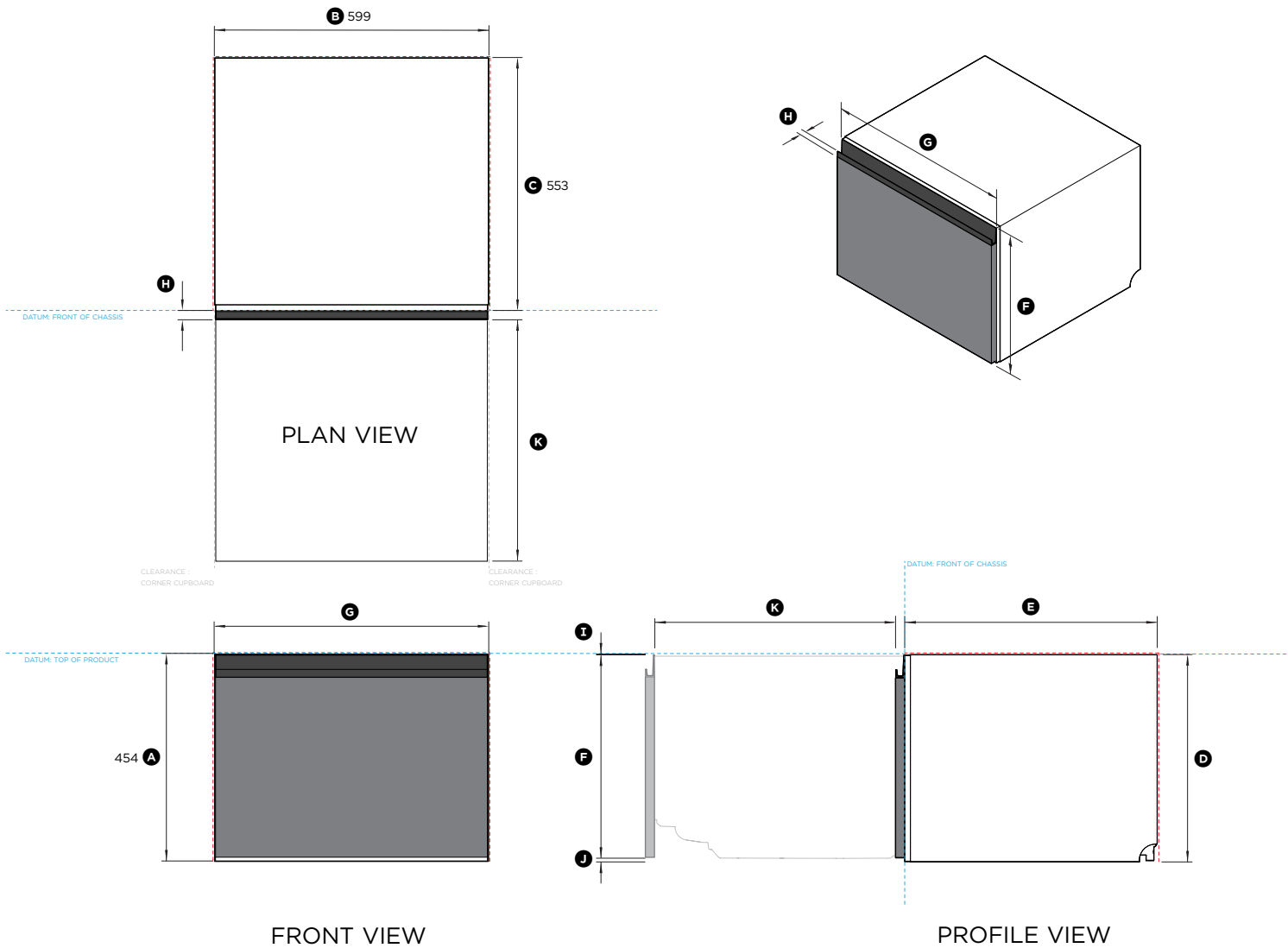
Minimum Clearances	mm
Minimum inside height of cavity	456
Minimum inside width of cavity	600
Minimum overall depth of cavity*	579
Minimum clearance to corner cupboard	13
Minimum clearance to adjacent cupboard door	2

*Including 19mm door panels on adjacent cabinetry.

For venting consideration for the toe kick design, please refer to the installation guide

INDICATES PRODUCT DATUM -----
INDICATES CABINETRY CLEARANCES -----

IMPORTANT NOTE: Throughout this guide, dimensions may vary by $\pm 2\text{mm}$ (1/16"). Please read the installation manual for detailed information on installing the product. For full installation instructions & specifications visit fisherpaykel.com



Model nos:
DD60STI9 & DD60STHI9
Shown with Recessed Handle Matte Black Glass Door Panel, ADDD60STZB

NOTE:
Refer to page 4 - Design Choices for all door panel and handle options

Product Dimensions	mm
A Overall height of product	454
B Overall width of product	599
C Overall depth of product*	553
D Height of chassis	454
E Depth of chassis	553
F Height of door panel	442
G Width of door panel	595
H Depth of door panel	20
I Height from top of door panel to top of chassis	2
J Height of ventilation gap below door panel	8
K Maximum extension of drawer*	527

*excluding door panel and handle

Minimum Clearances	mm
Minimum inside height of cavity	456
Minimum inside width of cavity	600
Minimum overall depth of cavity*	579
Minimum clearance to corner cupboard	13
Minimum clearance to adjacent cupboard door	2


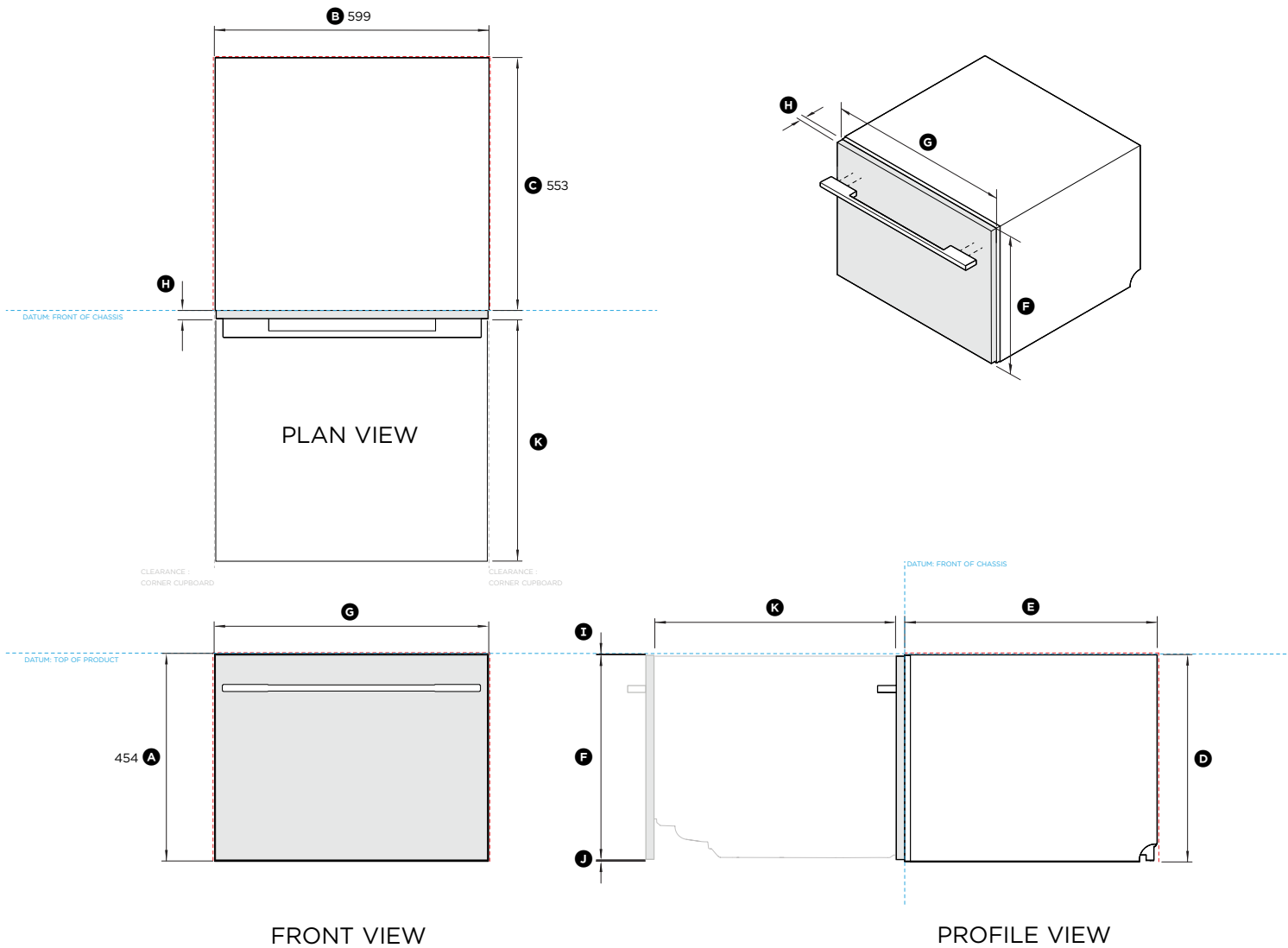
*Including 19mm door panels on adjacent cabinetry.

For venting consideration for the toe kick design, please refer to the installation guide

INDICATES PRODUCT DATUM -----
INDICATES CABINETRY CLEARANCES -----

IMPORTANT NOTE: Throughout this guide, dimensions may vary by $\pm 2\text{mm}$ (1/16"). Please read the installation manual for detailed information on installing the product. For full installation instructions & specifications visit fisherpaykel.com

DATA SHEETS
DD60STX6I1 & DD60STX6HI1



Model nos:
DD60STX6I1 & DD60STX6HI1
Shown with Stainless Steel Door Panel, ADDD60STPX
Available Black Stainless Steel Door Panel, ADDD60STPB
Shown with Contemporary Square Fine Handle, AHD5-OBDD-60SX

NOTE:
Refer to page 4 - Design Choices for all door panel and handle options

Product Dimensions	mm
Ⓐ Overall height of product	454
Ⓑ Overall width of product	599
Ⓒ Overall depth of product*	553
Ⓓ Height of chassis	454
Ⓔ Depth of chassis	553
Ⓕ Height of door panel	447
Ⓖ Width of door panel	595
Ⓜ Depth of door panel	18
Ⓜ Height from top of door panel to top of chassis	2
Ⓜ Height of ventilation gap below door panel	2
Ⓜ Maximum extension of drawer*	527

*excluding door panel and handle

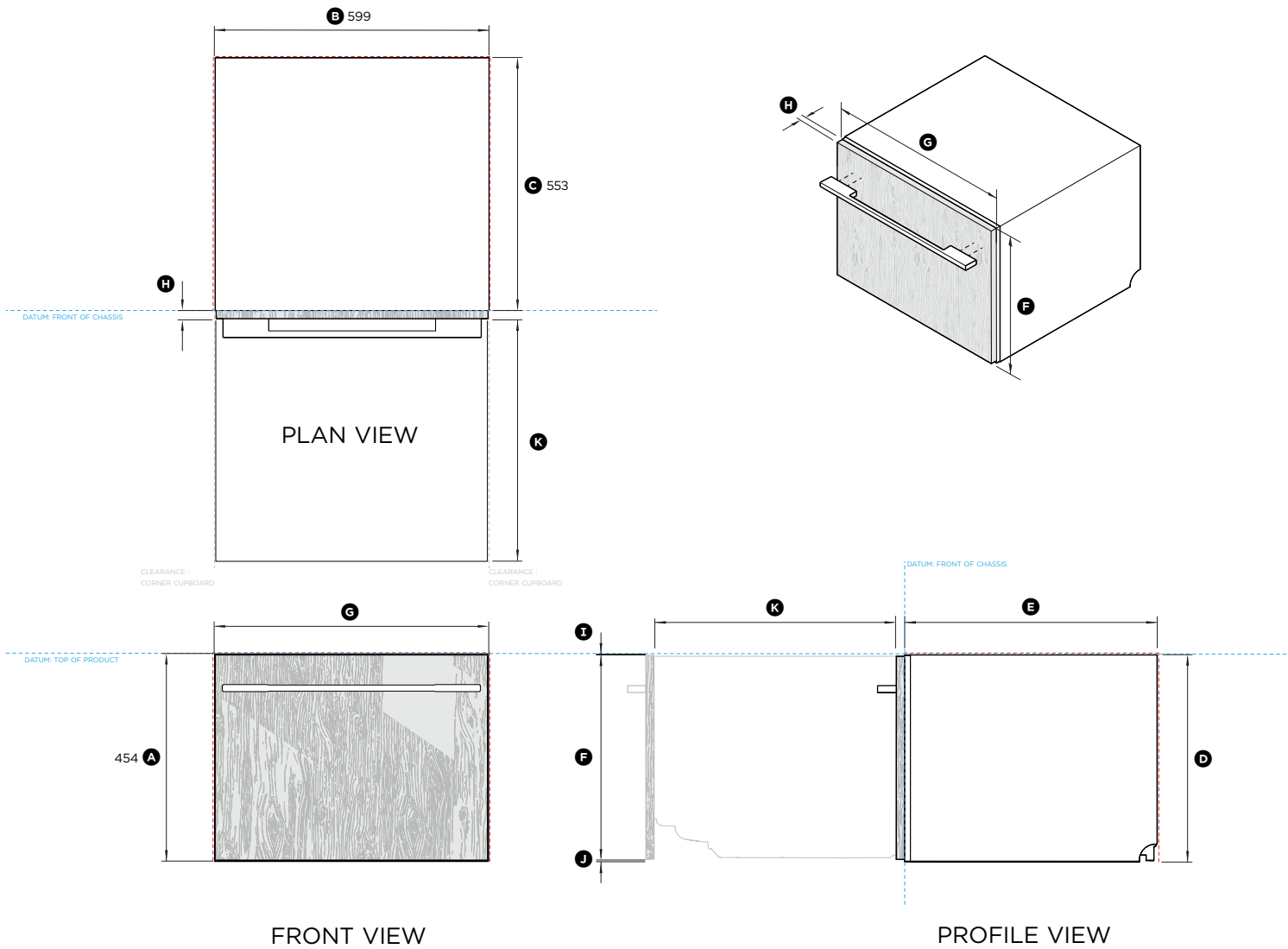
Minimum Clearances	mm
Minimum inside height of cavity	456
Minimum inside width of cavity	600
Minimum overall depth of cavity*	579
Minimum clearance to corner cupboard	13
Minimum clearance to adjacent cupboard door	2

*Including 19mm door panels on adjacent cabinetry.

For venting consideration for the toe kick design, please refer to the installation guide

INDICATES PRODUCT DATUM -----
INDICATES CABINETRY CLEARANCES -----

IMPORTANT NOTE: Throughout this guide, dimensions may vary by ±2mm (1/16"). Please read the installation manual for detailed information on installing the product. For full installation instructions & specifications visit fisherpaykel.com



Model nos:
DD60STX6I1 & DD60STX6HI1
Shown with Custom Door Panel
Shown with Contemporary Square Fine Handle, AHD5-OBDD-60SX

NOTE:
Refer to page 4 - Design Choices for all door panel and handle options

Product Dimensions	mm
A Overall height of product	454
B Overall width of product	599
C Overall depth of product*	553
D Height of chassis	454
E Depth of chassis	553
F Minimum height of door panel	452
G Width of door panel	595
H Depth of door panel	16-20
I Minimum clearance on top of door panel	2
J Minimum clearance between base of door panel and cabinetry	2
K Maximum extension of drawer*	527

*excluding door panel and handle

Minimum Clearances	mm
Minimum inside height of cavity	456
Minimum inside width of cavity	600
Minimum overall depth of cavity*	579
Minimum clearance to corner cupboard	13
Minimum clearance to adjacent cupboard door	2

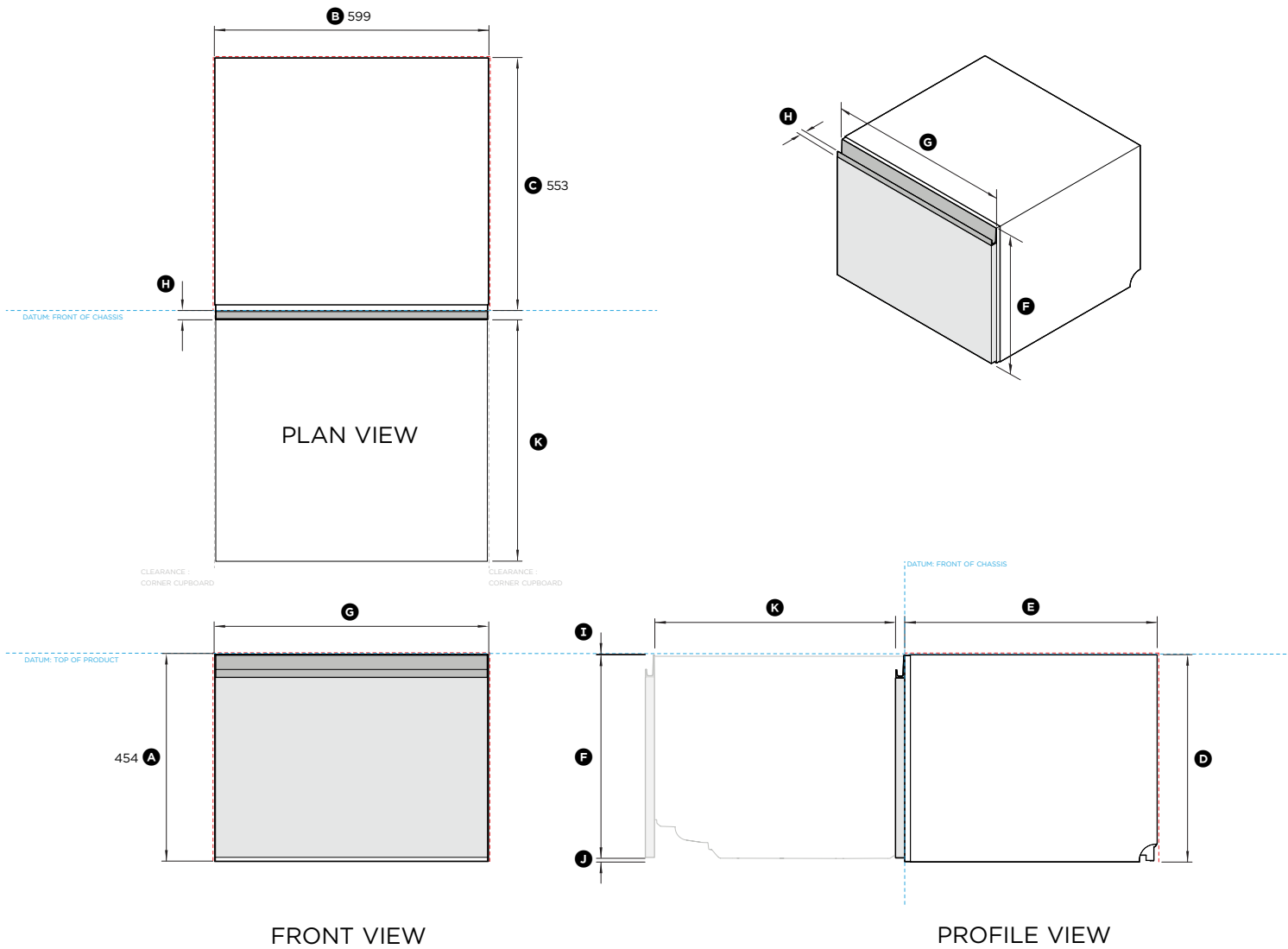
*Including 19mm door panels on adjacent cabinetry.

Note: Custom door panel and toe kicks to be manufactured/fitted by cabinetmaker

For venting consideration for the toe kick design, please refer to the installation guide

INDICATES PRODUCT DATUM -----
INDICATES CABINETRY CLEARANCES -----

IMPORTANT NOTE: Throughout this guide, dimensions may vary by $\pm 2\text{mm}$ (1/16"). Please read the installation manual for detailed information on installing the product. For full installation instructions & specifications visit fisherpaykel.com



Model nos:
DD60STX6I1 & DD60STX6HI1
Shown with Recessed Handle Stainless Steel Door Panel, ADDD60STNX
Available Recessed Handle Stainless Steel Black Door Panel, ADDD60STNB

NOTE:
Refer to page 4 - Design Choices for all door panel and handle options

Product Dimensions	mm
A Overall height of product	454
B Overall width of product	599
C Overall depth of product*	553
D Height of chassis	454
E Depth of chassis	553
F Height of door panel	442
G Width of door panel	595
H Depth of door panel	20
I Height from top of door panel to top of chassis	2
J Height of ventilation gap below door panel	8
K Maximum extension of drawer*	527

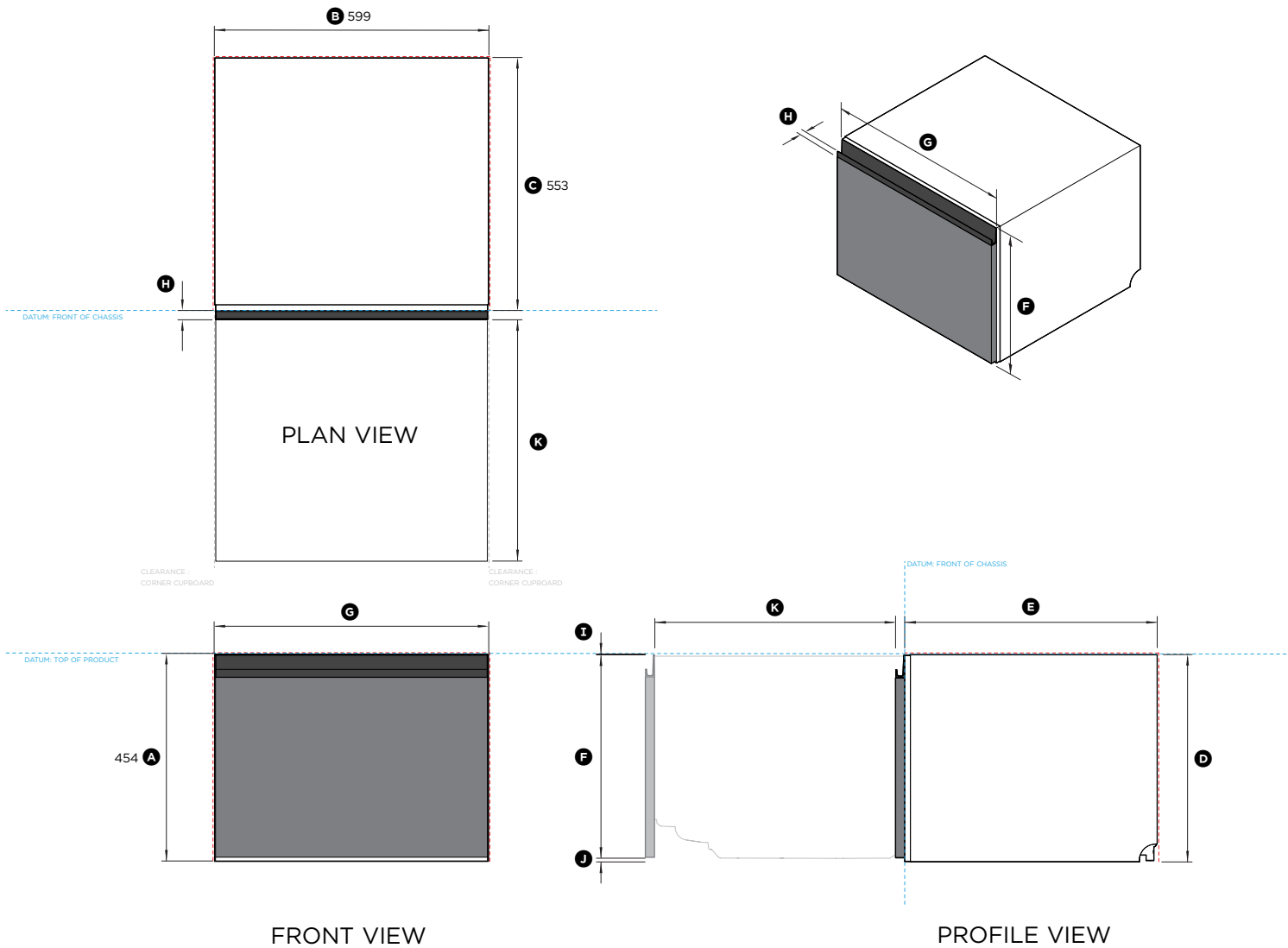
*excluding door panel and handle

Minimum Clearances	mm
Minimum inside height of cavity	456
Minimum inside width of cavity	600
Minimum overall depth of cavity*	579
Minimum clearance to corner cupboard	13
Minimum clearance to adjacent cupboard door	2

*Including 19mm door panels on adjacent cabinetry.

For venting consideration for the toe kick design, please refer to the installation guide

IMPORTANT NOTE: Throughout this guide, dimensions may vary by $\pm 2\text{mm}$ (1/16"). Please read the installation manual for detailed information on installing the product. For full installation instructions & specifications visit fisherpaykel.com



Model nos:
DD60STX6I1 & DD60STX6HI1
Shown with Recessed Handle Matte Black Glass Door Panel, ADDD60STZB

NOTE:
Refer to page 4 - Design Choices for all door panel and handle options

Product Dimensions	mm
A Overall height of product	454
B Overall width of product	599
C Overall depth of product*	553
D Height of chassis	454
E Depth of chassis	553
F Height of door panel	442
G Width of door panel	595
H Depth of door panel	20
I Height from top of door panel to top of chassis	2
J Height of ventilation gap below door panel	8
K Maximum extension of drawer*	527

*excluding door panel and handle

Minimum Clearances	mm
Minimum inside height of cavity	456
Minimum inside width of cavity	600
Minimum overall depth of cavity*	579
Minimum clearance to corner cupboard	13
Minimum clearance to adjacent cupboard door	2

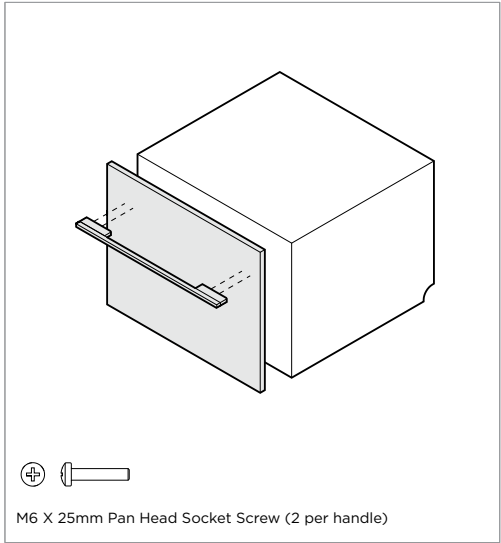
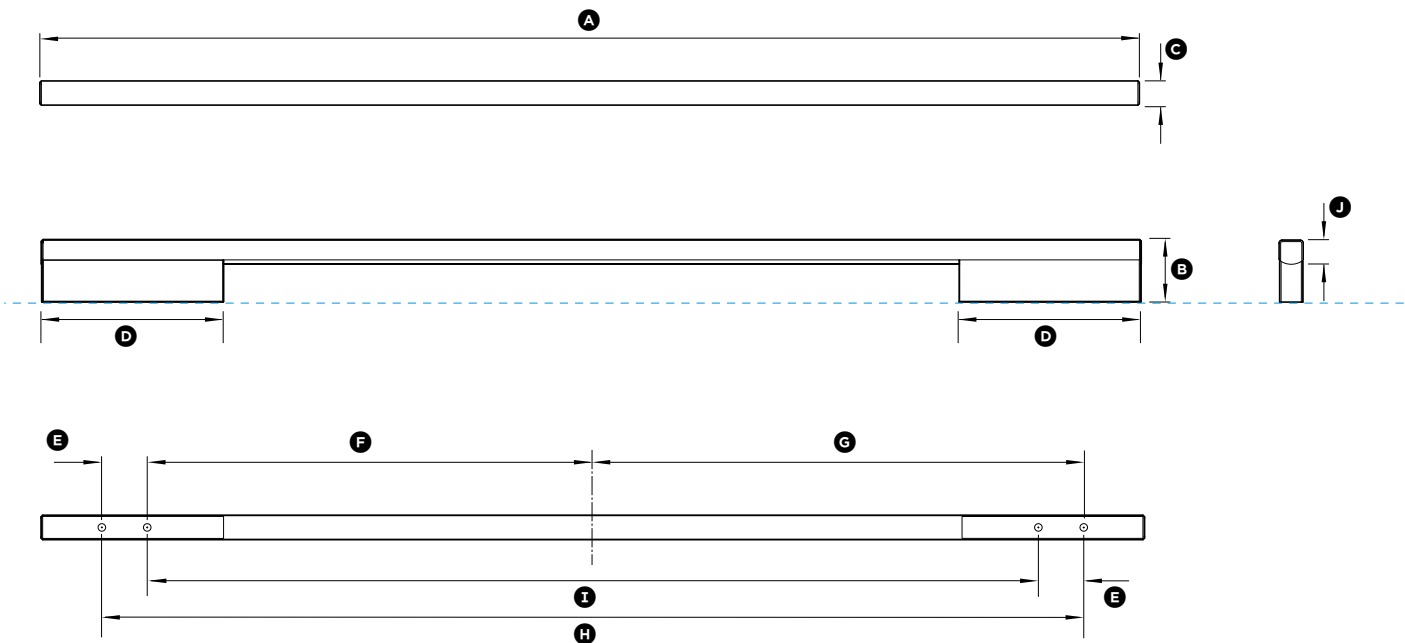
*Including 19mm door panels on adjacent cabinetry.

For venting consideration for the toe kick design, please refer to the installation guide

INDICATES PRODUCT DATUM -----
INDICATES CABINETRY CLEARANCES -----

IMPORTANT NOTE: Throughout this guide, dimensions may vary by $\pm 2\text{mm}$ (1/16"). Please read the installation manual for detailed information on installing the product. For full installation instructions & specifications visit fisherpaykel.com

HANDLE DATA SHEETS



Model no:
Square Handle AHD3OBDD60S
Black Square Handle AHD3OBDD60B

For Models:
DD60SI9, DD60SHI9, DD60STI9, DD60STHI9, DD60STX6I1 & DD60STX6HI1

Compatible with door panel kits:
Square Handle for Door Panel Kits ADDD60SPX, ADDD60STPX
Black Square Handle for Door Panel Kits ADDD60SPB, ADDD60STPB
Custom Door Panels

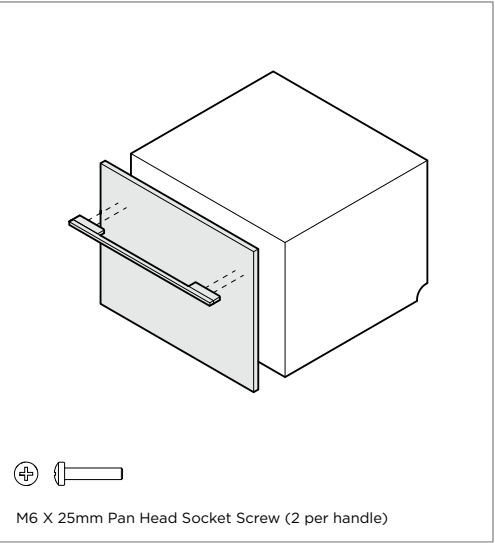
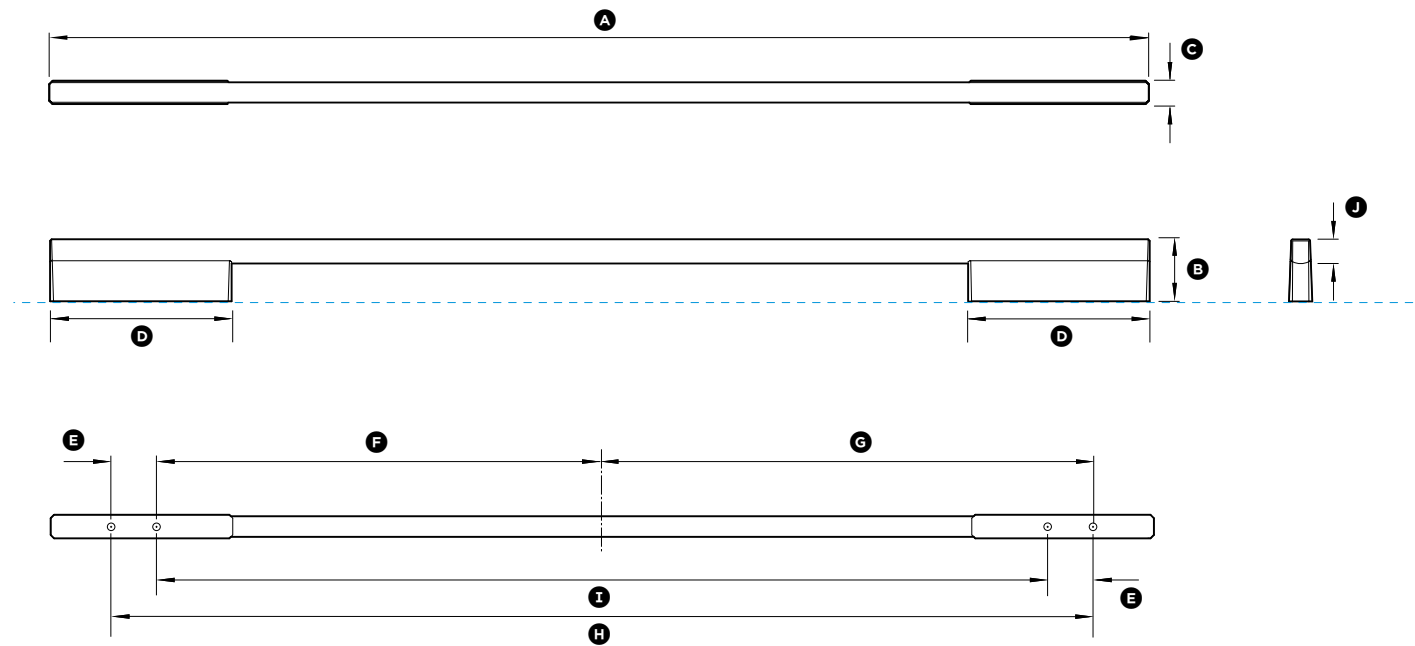
Handle Dimensions	mm
A Overall length of handle	565
B Overall depth of handle	41
C Overall height of handle	16
D Length of off-stand	100
E Distance between attachment holes between each off-stand	32
F Distance from centreline to inner attachment holes	216
G Distance from centreline to outer attachment holes	248.5
H Distance between inner attachment holes	432
I Distance between outer attachment holes	497
J Thickness of handle rail	16

*Suits standard 19mm door panel. Thicker door panels may require counterboring or longer screws.

Note: Single DishDrawer requires one Handle kit, double DishDrawer requires two handle kits.

INDICATES PRODUCT DATUM -----

IMPORTANT NOTE: Throughout this guide, dimensions may vary by $\pm 2\text{mm}$ (1/16"). Please read the installation manual for detailed information on installing the product. For full installation instructions & specifications visit fisherpaykel.com



Model no:
Square Fine Handle AHD5-OBDD-60SX
Black Square Fine Handle AHD5-OBDD-60SB

For Models:
DD60SI9, DD60SHI9, DD60STI9, DD60STHI9, DD60STX6I1 & DD60STX6HI1

Compatible with door panel kits:
Square Fine Handle for Door Panel Kits ADDD60SPX, ADDD60STPX
Black Square Fine Handle for Door Panel Kits ADDD60SPB, ADDD60STPB
Custom Door Panels

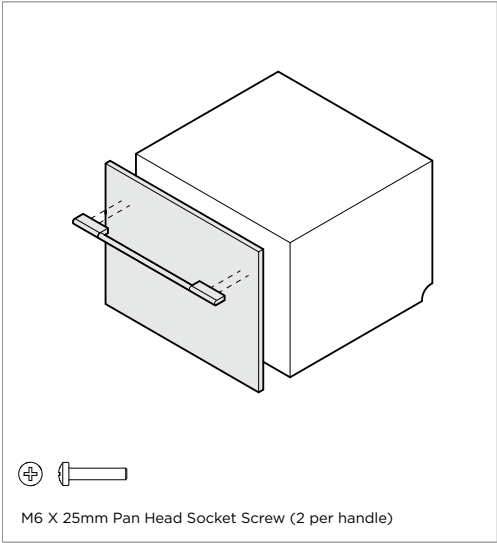
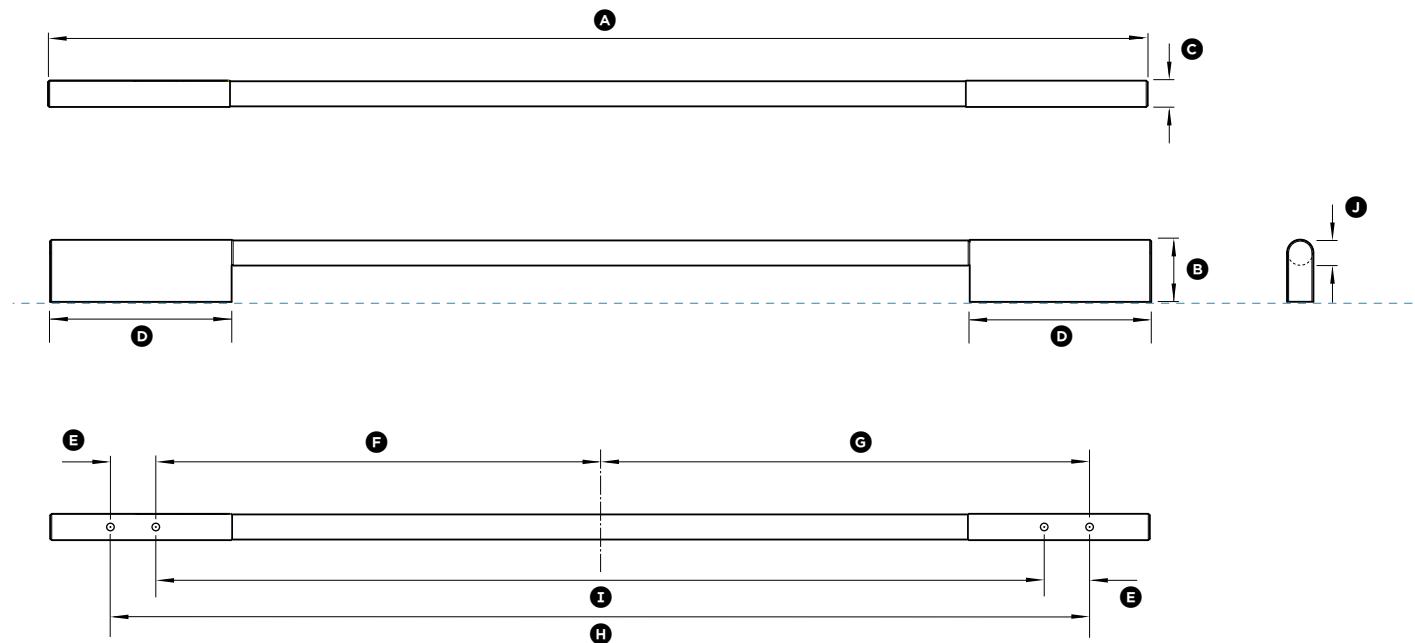
Handle Dimensions	mm
(A) Overall length of handle	565
(B) Overall depth of handle	41
(C) Overall height of handle	15
(D) Length of off-stand	100
(E) Distance between attachment holes between each off-stand	32
(F) Distance from centreline to inner attachment holes	216
(G) Distance from centreline to outer attachment holes	248.5
(H) Distance between inner attachment holes	432
(I) Distance between outer attachment holes	497
(J) Thickness of handle rail	16

*Suits standard 19mm door panel. Thicker door panels may require counterboring or longer screws.

Note: Single DishDrawer requires one handle kit. Double DishDrawer requires two handle kits.

INDICATES PRODUCT DATUM -----

IMPORTANT NOTE: Throughout this guide, dimensions may vary by $\pm 2\text{mm}$ (1/16"). Please read the installation manual for detailed information on installing the product. For full installation instructions & specifications visit fisherpaykel.com



Model no:
Round Handle AHS-OBDD-60S

For Models:
DD60SI9, DD60SHI9, DD60STI9, DD60STHI9, DD60STX6I1 & DD60STX6HI1

Compatible with door panel kits:
Round Handle for Door Panel Kits ADDD60SPX, ADDD60STPX
Custom Door Panels

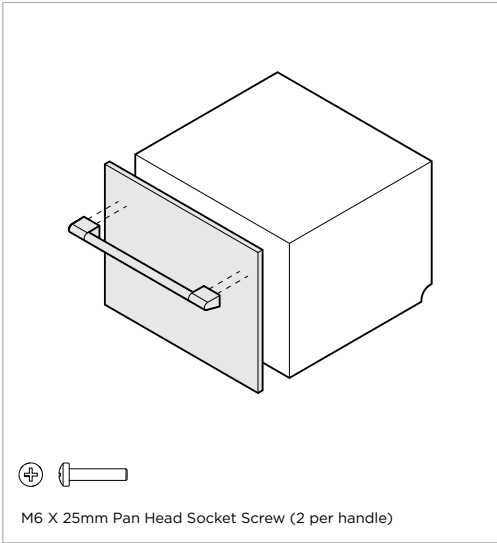
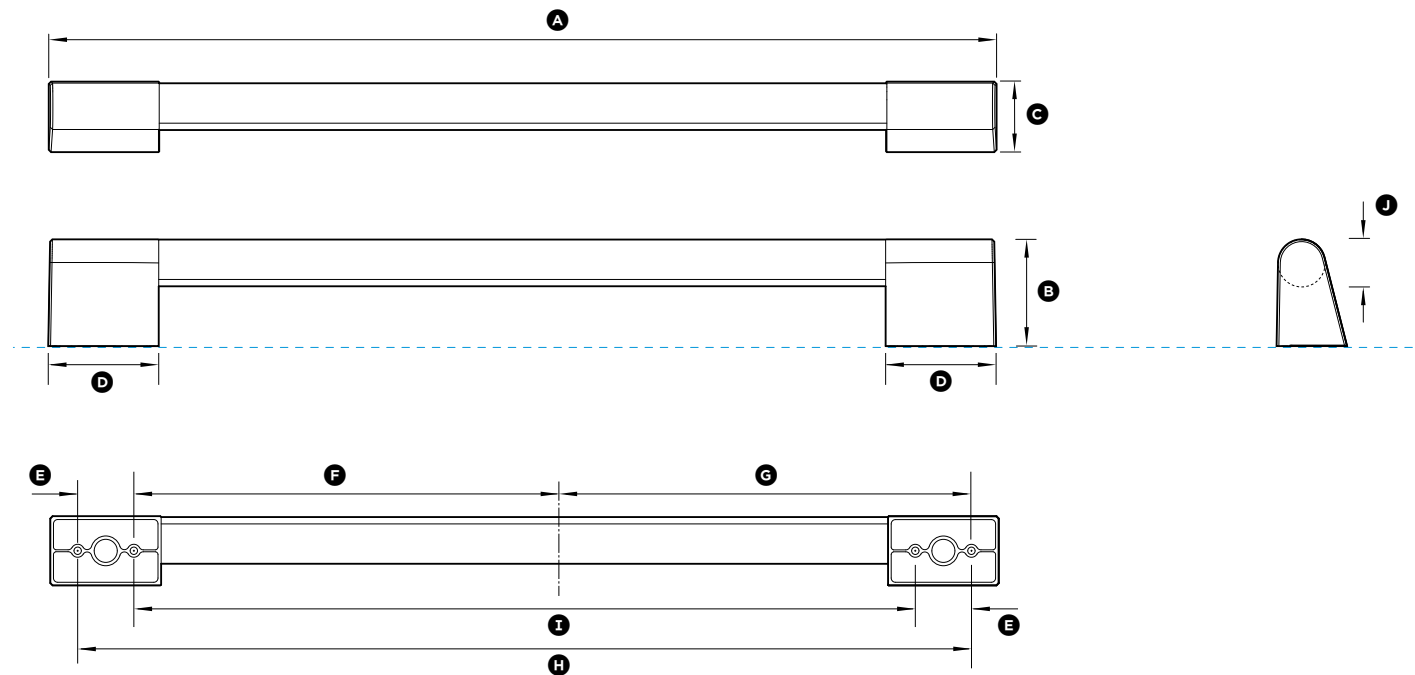
Handle Dimensions	mm
A Overall length of handle	565
B Overall depth of handle	41
C Overall height of handle	17
D Length of off-stand	100
E Distance between attachment holes between each off-stand	32
F Distance from centreline to inner attachment holes	216
G Distance from centreline to outer attachment holes	248.5
H Distance between inner attachment holes	432
I Distance between outer attachment holes	497
J Thickness of handle rail	16

*Suits standard 19mm door panel. Thicker door panels may require counterboring or longer screws.

Note: Single DishDrawer requires one handle kit. Double DishDrawer requires two handle kits.

INDICATES PRODUCT DATUM -----

IMPORTANT NOTE: Throughout this guide, dimensions may vary by $\pm 2\text{mm}$ (1/16"). Please read the installation manual for detailed information on installing the product. For full installation instructions & specifications visit fisherpaykel.com



Model no:
Professional Round Flush Handle AHP3-DWDD-60S

For Models:
DD60SI9, DD60SHI9, DD60STI9, DD60STHI9, DD60STX6I1 & DD60STX6HI1

Compatible with door panel kits:
Professional Flush Handle for door Panel Kits ADDD60SPX, ADDD60STPX
Custom Door Panels

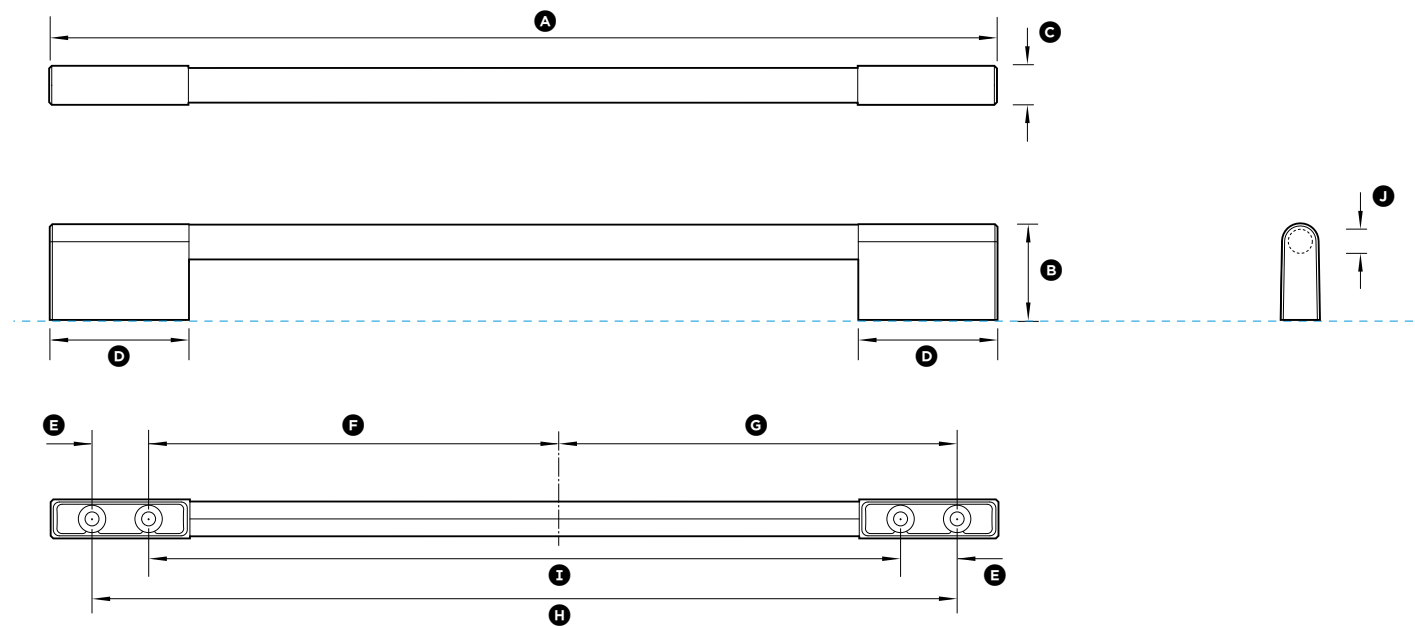
Handle Dimensions	mm
A Overall length of handle	515
B Overall depth of handle	58
C Overall height of handle	38
D Length of off-stand	60
E Distance between attachment holes between each off-stand	32
F Distance from centreline to inner attachment holes	216
G Distance from centreline to outer attachment holes	248.5
H Distance between inner attachment holes	432
I Distance between outer attachment holes	497
J Thickness of handle rail	25

*Suits standard 19mm door panel. Thicker door panels may require counterboring or longer screws.

Note: Single DishDrawer requires one handle kit. Double DishDrawer requires two handle kits.

INDICATES PRODUCT DATUM -----

IMPORTANT NOTE: Throughout this guide, dimensions may vary by $\pm 2\text{mm}$ (1/16"). Please read the installation manual for detailed information on installing the product. For full installation instructions & specifications visit fisherpaykel.com



Model no:
Classic Round Handle AHCL-DDDW-60X

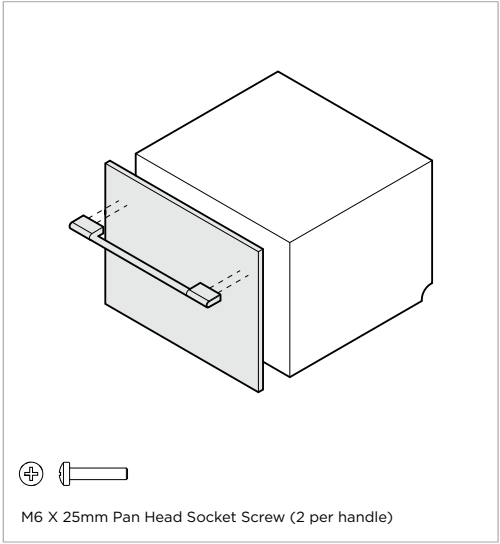
For Models:
DD60SI9, DD60SHI9, DD60STI9, DD60STHI9, DD60STX6I1 & DD60STX6HI1

Compatible with door panel kits:
Classic Round Handle for Door Panel Kits ADDD60SPX, ADDD60STPX
Custom Door Panels

Handle Dimensions		mm
A	Overall length of handle	544
B	Overall depth of handle	55
C	Overall height of handle	22
D	Length of off-stand	80
E	Distance between attachment holes between each off-stand	32
F	Distance from centreline to inner attachment holes	216
G	Distance from centreline to outer attachment holes	248.5
H	Distance between inner attachment holes	432
I	Distance between outer attachment holes	497
J	Thickness of handle rail	20

*Suits standard 19mm door panel. Thicker door panels may require counterboring or longer screws.

Note: Single DishDrawer requires one handle kit. Double DishDrawer requires two handle kits.



M6 X 25mm Pan Head Socket Screw (2 per handle)

INDICATES PRODUCT DATUM -----

IMPORTANT NOTE: Throughout this guide, dimensions may vary by $\pm 2\text{mm}$ (1/16"). Please read the installation manual for detailed information on installing the product. For full installation instructions & specifications visit fisherpaykel.com

