

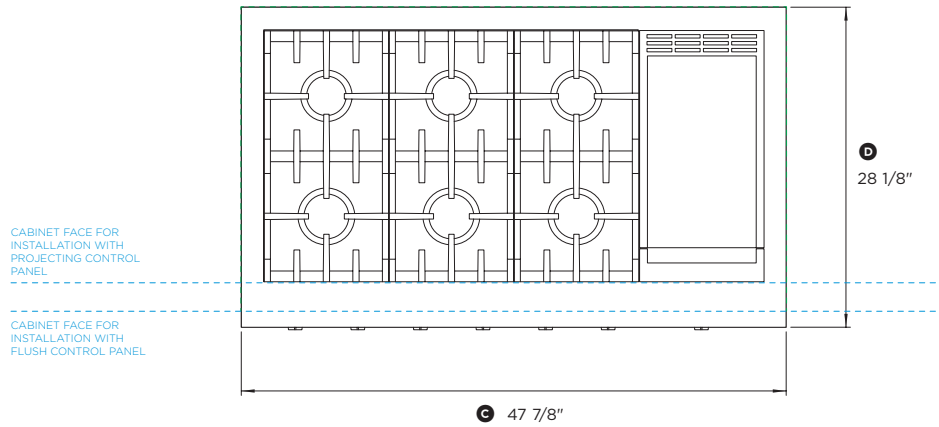
FISHER & PAYKEL

DATA SHEET 48" Professional Gas Cooktop

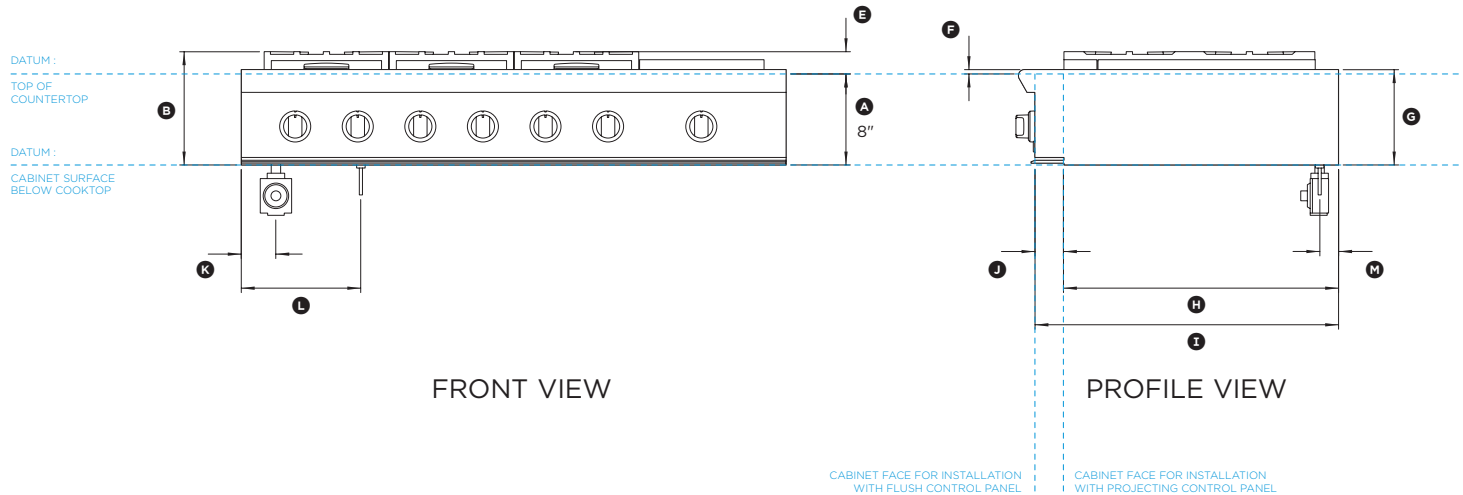
Model no:

CPV2-486GD

(refer page 3 for metric measurements)



PLAN VIEW



FRONT VIEW

PROFILE VIEW



Product Dimensions	in
Ⓐ Height below countertop datum to bottom of chassis	8"
Ⓑ Overall height of product (bottom of chassis to top of grates)	9 15/16"
Ⓒ Overall width of cooktop	47 7/8"
Ⓓ Overall depth of cooktop	28 1/8"
Ⓔ Height above countertop datum to top of grates	1 15/16"
Ⓕ Height from countertop datum to chassis top surface	3/8"
Ⓖ Height of chassis	8 3/8"
Ⓗ Depth from rear of chassis to cabinetry datum - projecting	24 3/16"
Ⓘ Depth from rear of chassis to cabinetry datum - flush	26 11/16"
Ⓚ Depth of control panel	2 1/2"
Ⓛ Distance from left edge of chassis to center line of gas inlet	3"
Ⓜ Distance from left edge of chassis to center line of power cord	10 1/2"
Ⓝ Distance from rear edge of chassis to center line of gas/power	1 5/8"

Cutout Dimensions	in
Overall height of cutout	8"
Overall width of cutout	min 48"
Overall depth of cutout for projecting control panel	max 24 3/16"
Overall depth of cutout for flush control panel	max 26 11/16"

INDICATES CABINETRY DATUM -----
INDICATES CUTOUT -----

DATE: **24.04.2018**

IMPORTANT: Throughout this guide, dimensions may vary by ±2mm (1/16"). Read the installation guide for detailed information on installing the product. For full installation instructions and specifications visit fisherpaykel.com

FISHER & PAYKEL

DATA SHEET 48" Professional Gas Cooktop

Model no:

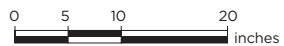
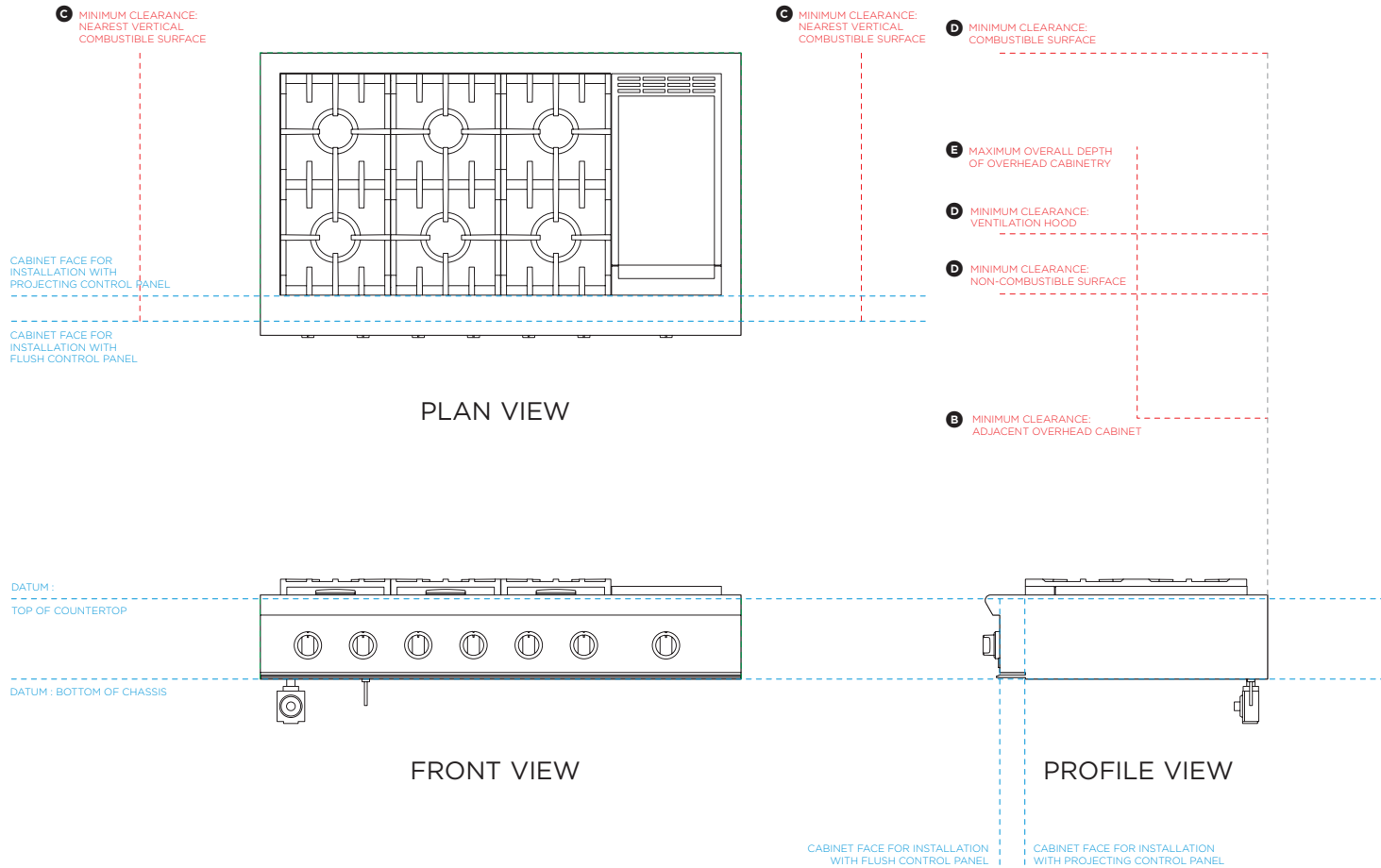
CPV2-486GD

(refer page 4 for metric measurements)

Cabinetry Dimensions

in

Ⓐ	Minimum width of ventilation hood installed above cooktop - not shown*	48"
ⓑ	Minimum vertical distance between countertop and cabinet extending above counter	18"
ⓒ	Minimum clearance from left and right edge of range to nearest vertical combustible surface	12"
ⓓ	Minimum clearance from cooking surface to: - combustible surface centered above the cooking surface - combustible covering for ventilation hood centered above the cooking surface - non-combustible surface centered above the cooking surface	54" 36" 30"
ⓔ	Maximum overall depth of overhead cabinetry	13"



INDICATES CABINERY CLEARANCES -----
INDICATES PRODUCT DATUM -----

DATE: **24.04.2018**

IMPORTANT: Throughout this guide, dimensions may vary by $\pm 2\text{mm}$ (1/16"). Read the installation guide for detailed information on installing the product. For full installation instructions and specifications visit fisherpaykel.com

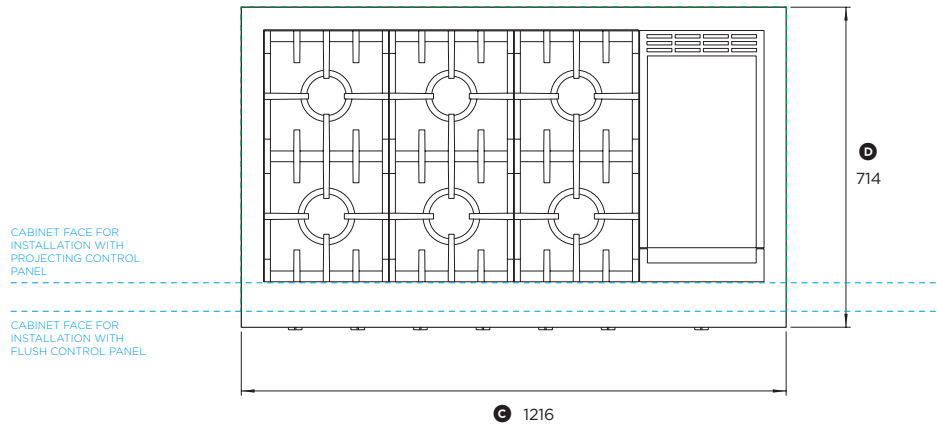
FISHER & PAYKEL

DATA SHEET 48" Professional Gas Cooktop

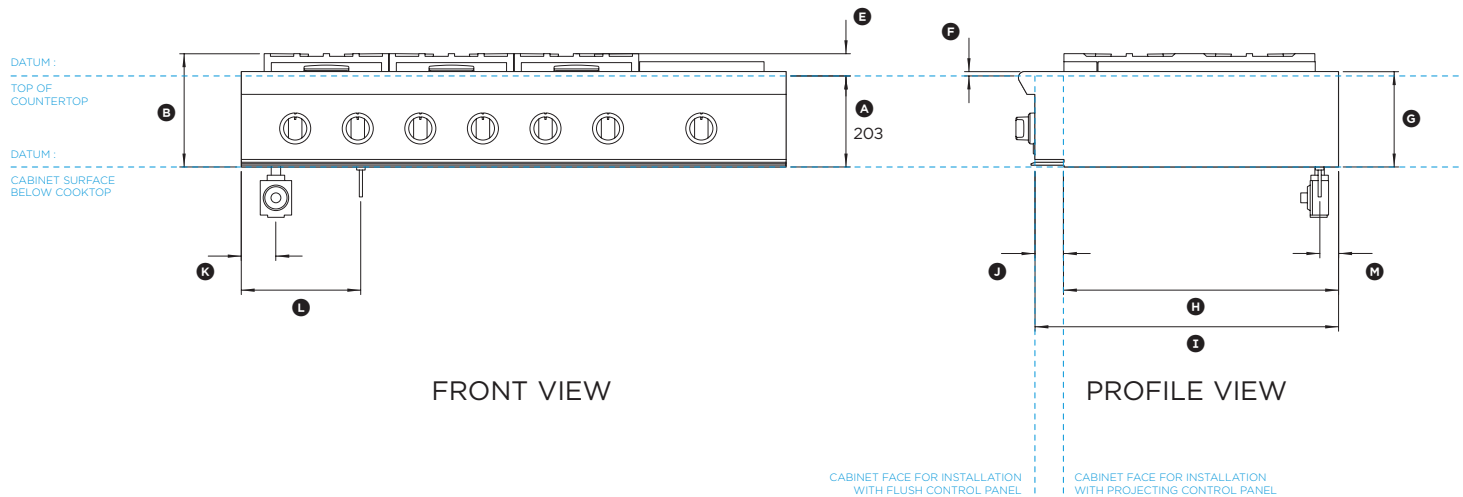
Model no:

CPV2-486GD

(refer page 1 for imperial measurements)



PLAN VIEW



FRONT VIEW

PROFILE VIEW



Product Dimensions	mm
Ⓐ Height below countertop datum to bottom of chassis	203
Ⓑ Overall height of product (bottom of chassis to top of grates)	253
Ⓒ Overall width of cooktop	1216
Ⓓ Overall depth of cooktop	714
Ⓔ Height above countertop datum to top of grates	50
Ⓕ Height from countertop datum to chassis top surface	10
Ⓖ Height of chassis	213
Ⓗ Depth from rear of chassis to cabinetry datum - projecting	614
Ⓘ Depth from rear of chassis to cabinetry datum - flush	677
Ⓚ Depth of control panel	64
Ⓛ Distance from left edge of chassis to centre line of gas inlet	77
Ⓚ Distance from left edge of chassis to centre line of power cord	267
Ⓜ Distance from rear edge of chassis to centre line of gas/power	42

Cutout Dimensions	mm
Overall height of cutout	203
Overall width of cutout	min 1219
Overall depth of cutout for projecting control panel	max 614
Overall depth of cutout for flush control panel	max 678

INDICATES CABINETRY DATUM -----
INDICATES CUTOUT -----

DATE: **24.04.2018**

IMPORTANT: Throughout this guide, dimensions may vary by $\pm 2\text{mm}$ (1/16"). Read the installation guide for detailed information on installing the product. For full installation instructions and specifications visit fisherpaykel.com

FISHER & PAYKEL

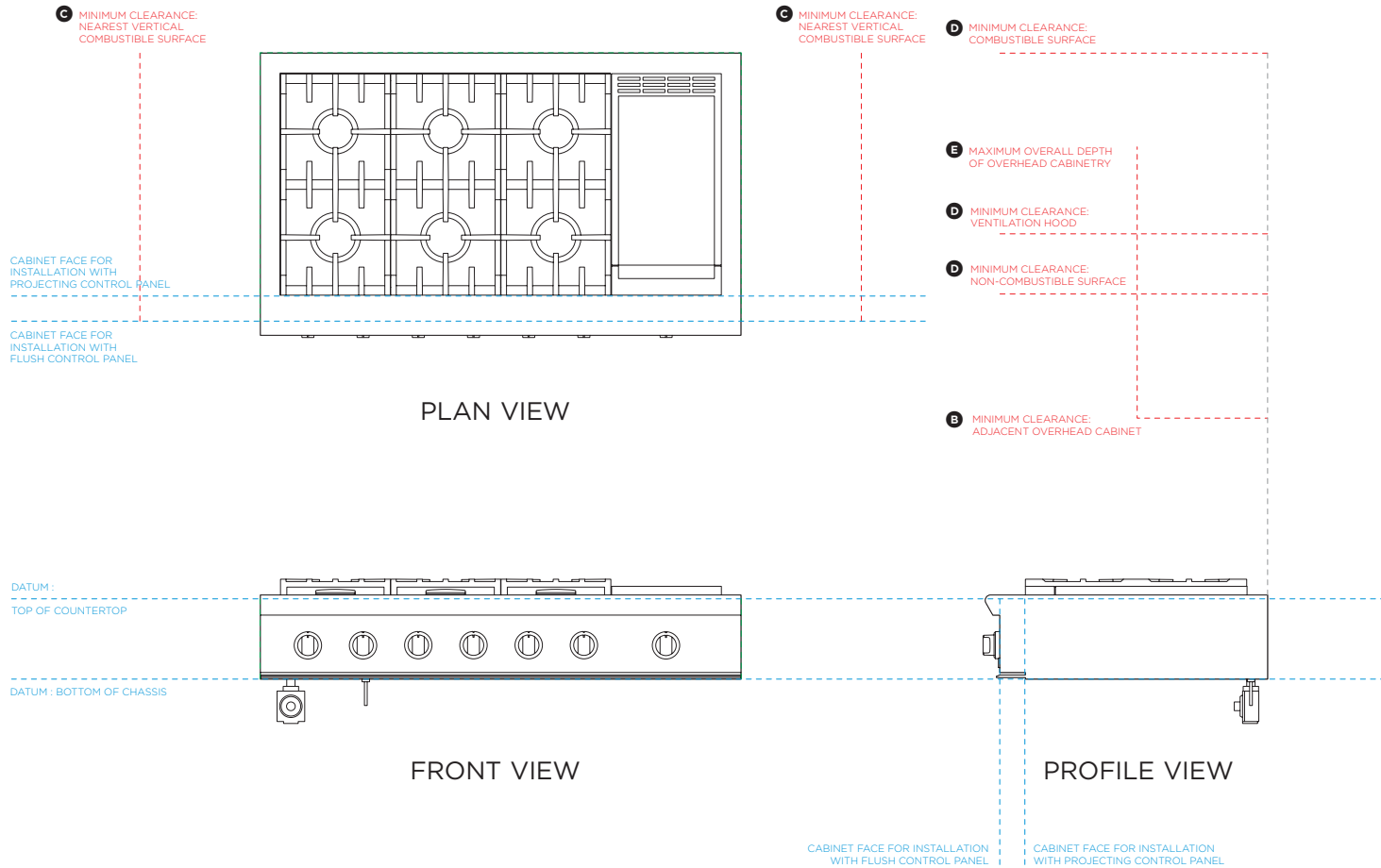
DATA SHEET 48" Professional Gas Cooktop

Model no:

CPV2-486GD

(refer page 2 for imperial measurements)

Cabinetry Dimensions	mm
Ⓐ Minimum width of ventilation hood installed above cooktop not shown*	1219
ⓑ Minimum vertical distance between countertop and cabinet extending above counter	457
ⓒ Minimum clearance from left and right edge of range to nearest vertical combustible surface	305
ⓓ Minimum clearance from cooking surface to:	
- combustible surface centered above the cooking surface	54"
- combustible covering for ventilation hood centered above the cooking surface	36"
- non-combustible surface centered above the cooking surface	30"
ⓔ Maximum overall depth of overhead cabinetry	330



INDICATES CABINERY CLEARANCES -----

INDICATES PRODUCT DATUM -----

DATE: **24.04.2018**

IMPORTANT: Throughout this guide, dimensions may vary by $\pm 2\text{mm}$ (1/16"). Read the installation guide for detailed information on installing the product. For full installation instructions and specifications visit fisherpaykel.com