

FISHER & PAYKEL

SPECIFICATION GUIDE

SINGLE DISHDRAWER™ DISHWASHER, TALL, SANITISE SERIES 7, CONTEMPORARY STYLE



OVERVIEW

Created with extra height for large dishes and designed to be placed anywhere in your kitchen, for loading dishes with less bending

MODELS

Single DishDrawer™ Dishwasher, Tall, Sanitise

Stainless Steel
DD60SCTX9

Single DishDrawer™ Dishwasher, Tall, Sanitise

Stainless Steel
DD60SCTHX9

Single DishDrawer™ Dishwasher, Tall, Sanitise

White
DD60SCTW9

SERIES & STYLE

Series 7
Contemporary Style

FEATURES

- ① DishDrawer™ Dishwashers are designed to match the Fisher & Paykel family of kitchen appliances
- ② Six wash programs, from delicate to heavy to suit any load
- ③ Quick, Sanitise and Extra Dry provide extra wash options
- ④ With extra height for taller dishes, including round plates up to 310mm
- ⑤ Flexible racking allows you to customise internal shelf to suit your needs

ACCESORIES

- ① Cutlery basket
- ② Knife clip and multipurpose clip

FISHER & PAYKEL

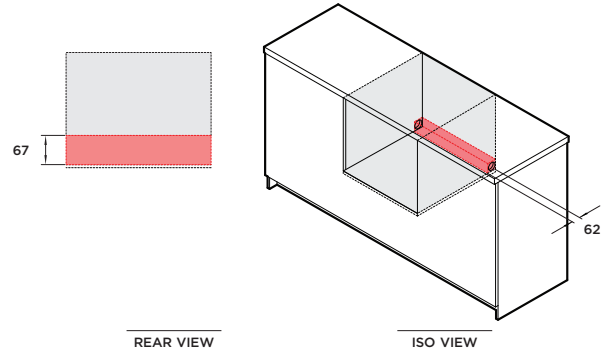
SPECIFICATION GUIDE

SINGLE DISHDRAWER™ DISHWASHER, TALL, SANITISE SERIES 7, CONTEMPORARY STYLE

SPECIFICATIONS

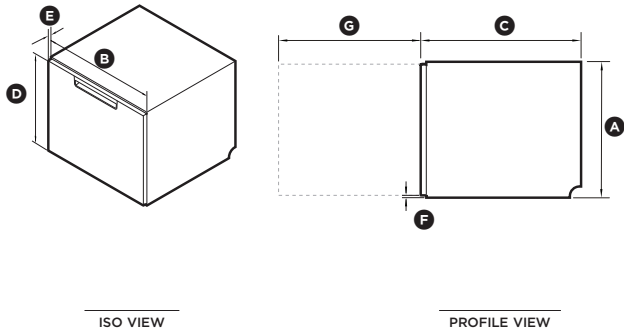
Model No.	DD60SCTX9, DD60SCTHX9, DD60SCTW9
Dimensions	H 454mm x W 599mm x D 573mm
Weight	31kg
Electrical	
Supply	220-240V, 50Hz
Service	4.2A
Receptacle	3 pin earthing-type
Plumbing	
Supply	3/4" BSP (GB20) to suit flat washer.
Pressure	Water softener models: max. 1 MPa (145 psi), min. 0.1 MPa (14.5 psi) Non-water softener models: max. 1 MPa (145 psi), min. 0.03 MPa (4.3 psi)

PLUMBING AND ELECTRICAL

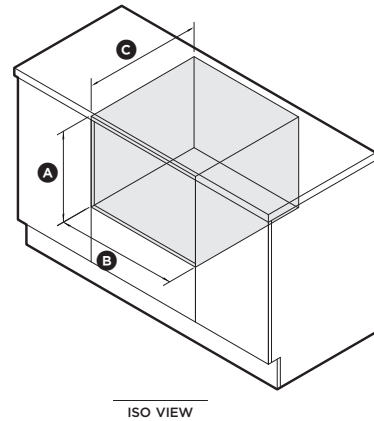


Service outlet at rear extends both sides, hoses and cords can be routed to either or both sides

PRODUCT DIMENSIONS



CAVITY DIMENSIONS: STANDARD INSTALLATION



	mm
Ⓐ Overall height	454
Ⓑ Overall width	599
Ⓒ Overall depth	573
Ⓓ Height of front panel	437
Ⓔ Depth of front panel	20
Ⓕ Height of ventilation gap below front panel	7
Ⓖ Depth of open drawer	547

	mm
Ⓐ Overall height	min 465
Ⓑ Overall width	599
Ⓒ Overall depth*	580

*Includes front panels