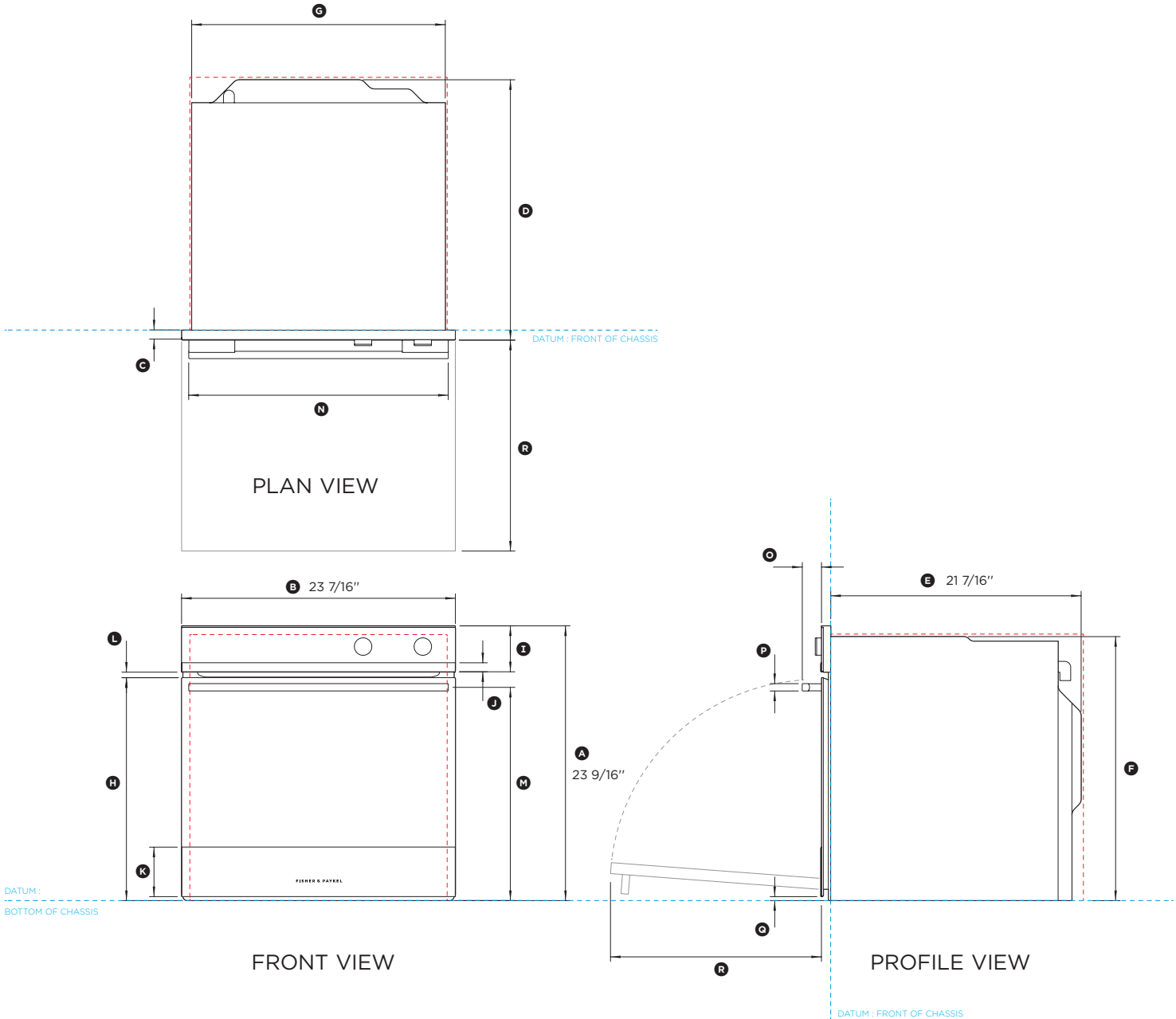


FISHER & PAYKEL

DATA SHEET 24" Built-in Oven

Model no:
OB24SCDEPX1, OB24SCDEX1, OB24SCD9PX1, OB24SCD7PX1, OB24SCD5PX1
 (refer page 2 for metric measurements)



Product Dimensions	in
Ⓐ Overall height of oven	23 9/16"
Ⓑ Overall width of oven	23 7/16"
Ⓒ Depth of oven frame and door (excludes dials, handle and front stainless trim)	13/16"
Ⓓ Depth of oven door and chassis (excludes handle and front stainless trim)	22 1/4"
Ⓔ Depth of chassis	21 7/16"
Ⓕ Height of chassis	22 5/8"
Ⓖ Width of chassis	21 7/8"
Ⓖ Height from bottom datum to top of oven door	19 1/8"
Ⓗ Height of control panel	3 15/16"
Ⓘ Height of stainless steel strip on control panel	3/4"
Ⓚ Height of stainless steel strip on door	4 1/4"
Ⓛ Gap between door and control panel	1/2"
Ⓜ Height from bottom datum to centerline of handle	18 1/4"
Ⓝ Width of handle	22 1/4"
Ⓞ Depth of handle (measured from front of door)	1 5/8"
Ⓟ Thickness of handle	5/8"
Ⓠ Distance from bottom of door to bottom of product	5/16"
Ⓡ Depth of door (open) (measured from front of door)	18 1/8"

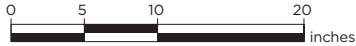
Minimum Clearances	in
Minimum inside height of cavity:	22 13/16"
Minimum inside width of cavity	22 1/16"
Minimum inside depth of cavity	21 5/8"

IMPORTANT NOTE: For full installation and clearance details please refer to our installation manual.

INDICATES PRODUCT DATUM -----
 INDICATES CABINETRY CLEARANCES -----

DATE: **21.02.2019**

IMPORTANT NOTE: Throughout this guide, dimensions may vary by ±2mm (1/16"). Please read the installation manual for detailed information on installing the product. For full installation instructions & specifications visit fisherpaykel.com



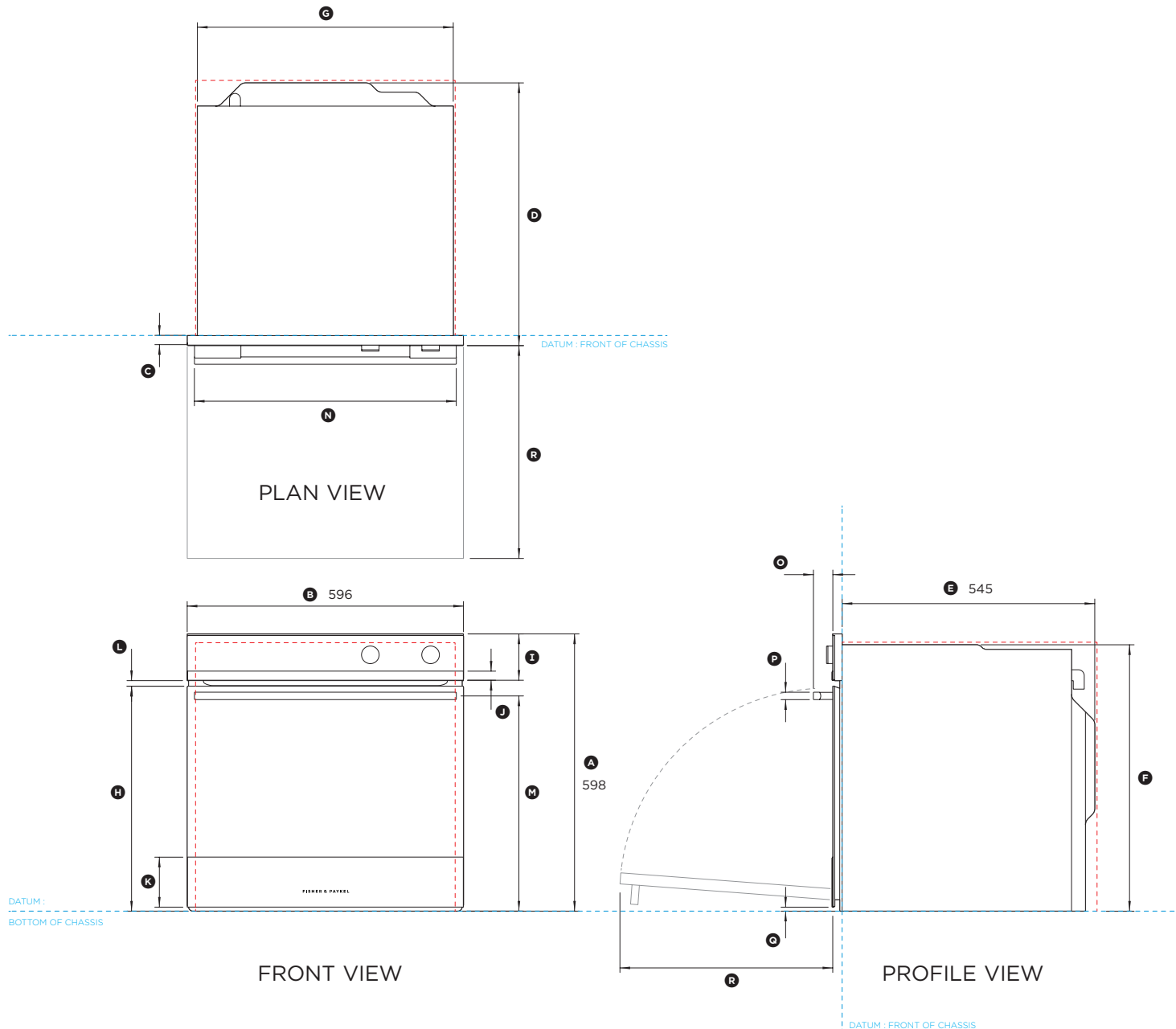
FISHER & PAYKEL

DATA SHEET 24" Built-in Oven

Model no:

OB24SCDEPX1, OB24SCDEX1, OB24SCD9PX1, OB24SCD7PX1, OB24SCD5PX1

(refer page 1 for imperial measurements)



Product Dimensions	mm
Ⓐ Overall height of oven	598
Ⓑ Overall width of oven	596
Ⓒ Depth of oven frame and door (excludes dials, handle and front stainless trim)	20
Ⓓ Depth of oven door and chassis (excludes handle and front stainless trim)	565
Ⓔ Depth of chassis	545
Ⓕ Height of chassis	575
Ⓖ Width of chassis	556
Ⓗ Height from bottom datum to top of oven door	461
Ⓘ Height of control panel	100
Ⓚ Height of stainless steel strip on control panel	20
Ⓛ Height of stainless steel strip on door	108
Ⓚ Gap between door and control panel	12
Ⓜ Height from bottom datum to centreline of handle	464
Ⓝ Width of handle	565
Ⓞ Depth of handle (measured from front of door)	41
Ⓟ Thickness of handle	16
Ⓠ Distance from bottom of door to bottom of product	9
Ⓡ Depth of door (open) (measured from front of door)	460

Minimum Clearances	mm
Minimum inside height of cavity:	580
Minimum inside width of cavity	560
Minimum inside depth of cavity	550

IMPORTANT NOTE: For full installation and clearance details please refer to our installation manual.

INDICATES PRODUCT DATUM -----
INDICATES CABINETRY CLEARANCES - - - - -

DATE: **21.02.2019**

IMPORTANT NOTE: Throughout this guide, dimensions may vary by ±2mm (1/16"). Please read the installation manual for detailed information on installing the product. For full installation instructions & specifications visit fisherpaykel.com

