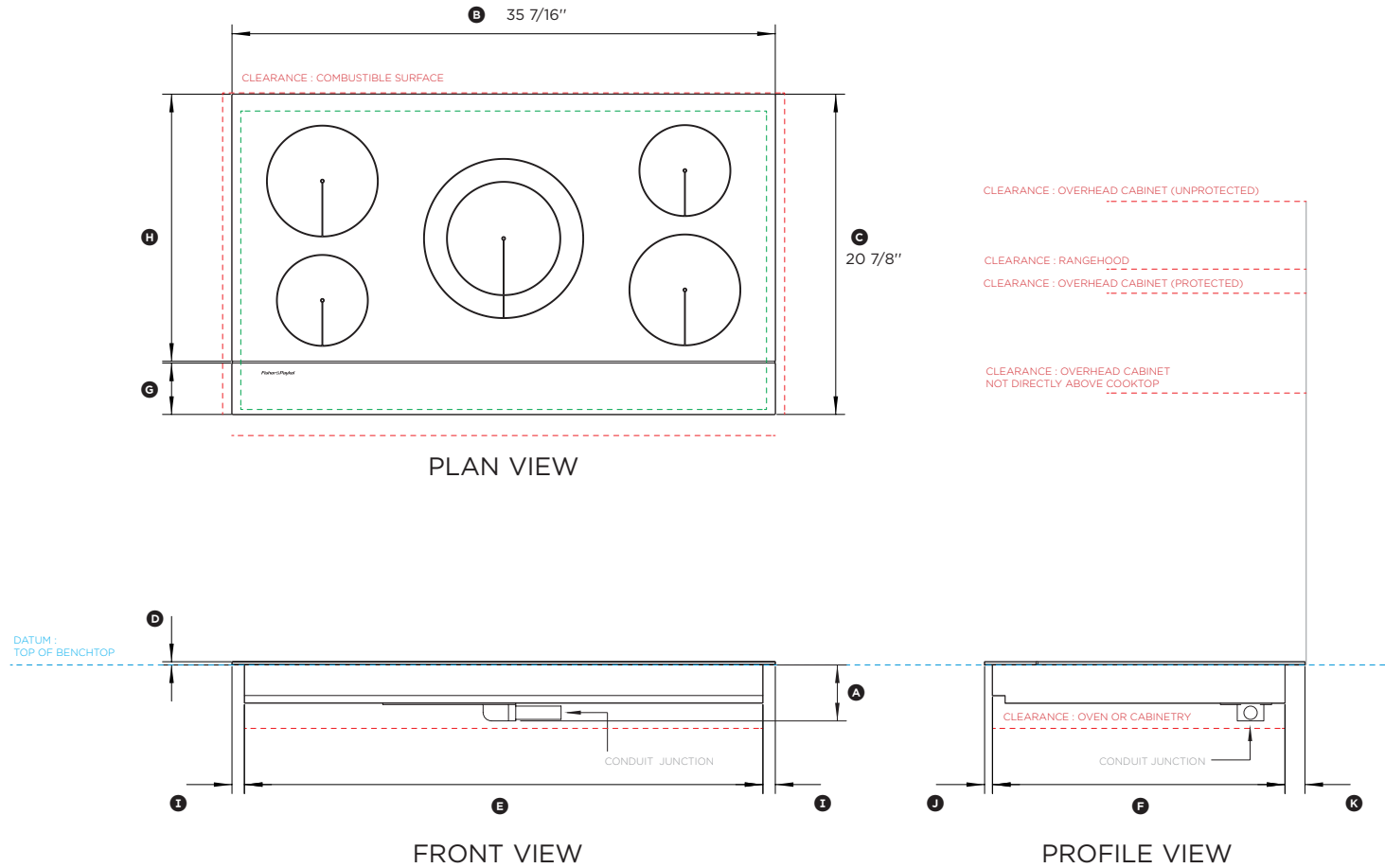


Model no:

CI365DTB2 (refer page 2 for metric measurements)



Product Dimensions	in
Ⓐ Height of chassis including conduit junction (below countertop)	3 11/16"
Ⓑ Overall width of cooktop	35 7/16"
Ⓒ Overall depth of cooktop	20 7/8"
Ⓓ Height from countertop datum to top of cooktop glass	3/16"
Ⓔ Width of chassis	33 3/4"
Ⓕ Depth of chassis	19 1/16"
Ⓖ Depth of front control panel	3 3/8"
Ⓙ Depth of cooktop cooking area	17 3/8"
Ⓚ Distance from side edges of cooktop to chassis	13/16"
Ⓛ Distance from front edge of cooktop to chassis	1/2"
Ⓜ Distance from back edge of cooktop to chassis	1 5/16"

Minimum Clearances	in
Minimum clearance from side edges of cutout to nearest combustible surface	1 3/16"
Minimum clearance from rear edge of cutout to nearest combustible surface	1 3/16"
Minimum clearance from front edge of cutout to front edge of counter	1 3/8"
Minimum clearance below top of countertop to: Top of oven* installed below cooktop or cabinetry	4 1/8"
Top of drawer or other obstruction below cooktop	4 1/8"
Minimum clearance from glass surface to: - overhead cabinet centered above the cooktop (unprotected)	30"
- overhead cabinet centered above the cooktop (protected)	24"
- rangehood	25 5/8"
Minimum clearance from glass surface to overhead cabinet not directly above the cooktop	23 1/2"
Minimum ventilation gap between bottom of counter and top of cabinetry fronts (not shown)	3/16"

*NOTE: The oven installed below the cooktop MUST have a cooling fan. It is important that the induction cooktop receives adequate air supply. For ventilation requirements please refer to the installation manual.

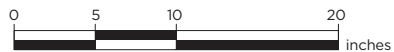
Cutout Dimensions	in
Overall width of cutout	34 1/4"
Overall depth of cutout**	19 7/16"

**Note cutout position is centered to the cooktop width, but offset to the cooktop depth. Cutout front depth is 5/16" from the front edge of the product.

INDICATES CUTOUT -----
INDICATES CABINERY / PRODUCT DATUM -----
INDICATES CABINERY CLEARANCES -----

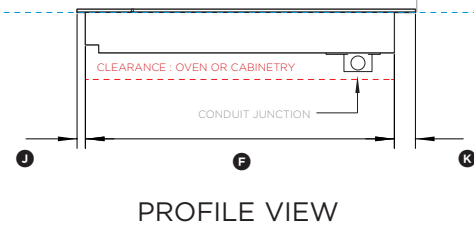
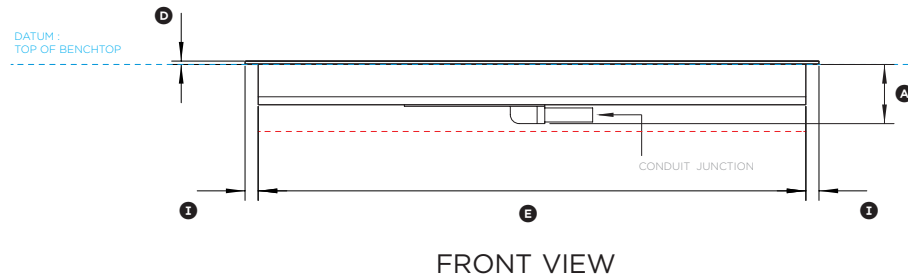
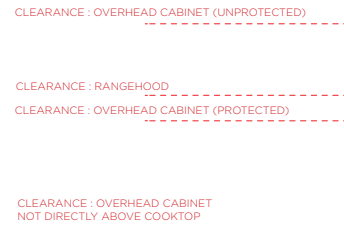
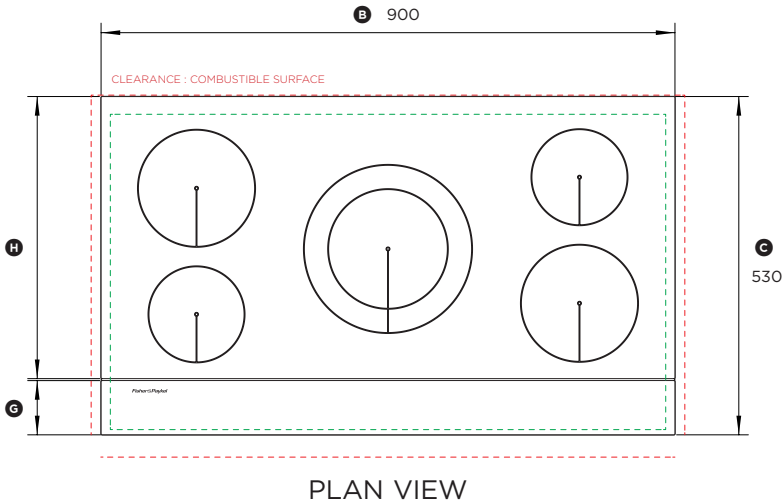
DATE: 28.08.2016

IMPORTANT NOTE: Throughout this guide, dimensions may vary by ±2mm (3/32"). Please read the installation manual for detailed information on installing the product. For full installation instructions & specifications visit fisherpaykel.com



Model no:

CI365DTB2 (refer page 1 for imperial measurements)



Product Dimensions	mm
Ⓐ Height of chassis including conduit junction (below countertop)	93
Ⓑ Overall width of cooktop	900
Ⓒ Overall depth of cooktop	530
Ⓓ Height from countertop datum to top of cooktop glass	5
Ⓔ Width of chassis	858
Ⓕ Depth of chassis	484
Ⓖ Depth of front control panel	85
Ⓗ Depth of cooktop cooking area	442
Ⓘ Distance from side edges of cooktop to chassis	21
Ⓚ Distance from front edge of cooktop to chassis	13
Ⓛ Distance from back edge of cooktop to chassis	33

Minimum Clearances	mm
Minimum clearance from side edges of cutout to nearest combustible surface	30
Minimum clearance from rear edge of cutout to nearest combustible surface	30
Minimum clearance from front edge of cutout to front edge of counter	35
Minimum clearance below top of countertop to: Top of oven* installed below cooktop or cabinetry	105
Top of drawer or other obstruction below cooktop	105
Minimum clearance from glass surface to: - overhead cabinet centred above the cooktop (unprotected)	762
- overhead cabinet centred above the cooktop (protected)	610
- rangehood	650
Minimum clearance from glass surface to overhead cabinet not directly above the cooktop	450
Minimum ventilation gap between bottom of counter and top of cabinetry fronts (not shown)	4

*NOTE: The oven installed below the cooktop MUST have a cooling fan. It is important that the induction cooktop receives adequate air supply. For ventilation requirements please refer to the installation manual.

Cutout Dimensions	mm
Overall width of cutout	870
Overall depth of cutout**	494

**Note cutout position is centred to the cooktop width, but offset to the cooktop depth. Cutout front depth is 8mm from the front edge of the product.

INDICATES CUTOUT -----
INDICATES CABINERY / PRODUCT DATUM -----
INDICATES CABINERY CLEARANCES -----

DATE: 28.08.2016

IMPORTANT NOTE: Throughout this guide, dimensions may vary by ±2mm (3/32"). Please read the installation manual for detailed information on installing the product. For full installation instructions & specifications visit fisherpaykel.com

