

Model no: **C1804CTB1**

| Product Dimensions                                     | mm   |
|--|------|
| Ⓐ Height of chassis (below top of benchtop)            | 56   |
| Ⓑ Overall width of cooktop                             | 800  |
| Ⓒ Overall depth of cooktop                             | 530  |
| Ⓓ Height from benchtop datum to top of cooktop surface | 5    |
| Ⓔ Width of chassis                                     | 755  |
| Ⓕ Depth of chassis                                     | 485  |
| Ⓖ Distance from edge of cooktop to chassis             | 22.5 |

| Minimum Clearances   | mm  |
|--|-----|
| Minimum clearance from rear edge of cutout to nearest combustible surface                                | 30  |
| Minimum clearance from side edges of cutout to nearest combustible surface                               | 25  |
| Minimum clearance below top of benchtop to Fisher & Paykel oven* or cabinetry thermal protection barrier | 72  |
| Minimum clearance from cooktop surface to rangehood  | 650 |
| Minimum clearance from benchtop to adjacent overhead cabinet   | 450 |

\* Note the oven installed below the cooktop MUST have a cooling fan.

| Cutout Dimensions         | mm  |
|---------------------------|-----|
| Overall width of cutout** | 760 |
| Overall depth of cutout** | 490 |

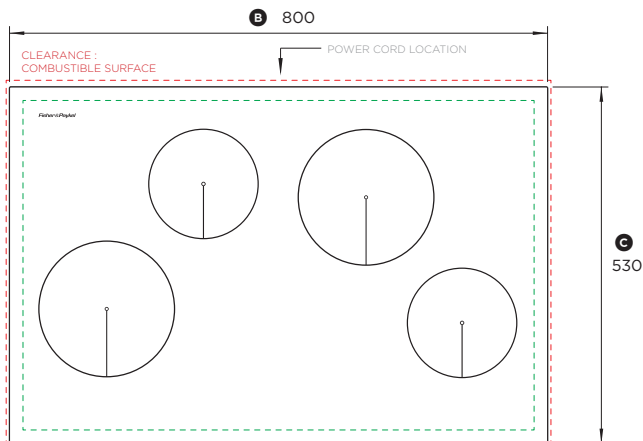
\*\* Note cutout position is centred to the cooktop.

It is important that the induction cooktop receives adequate air supply. For ventilation requirements please refer to the installation manual.

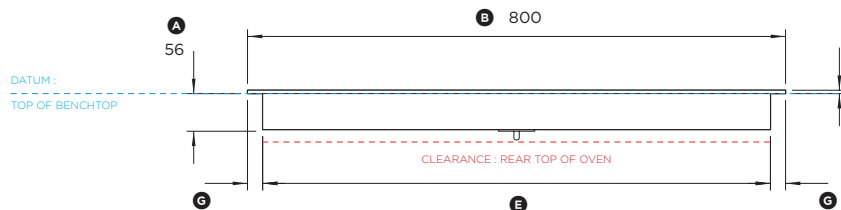
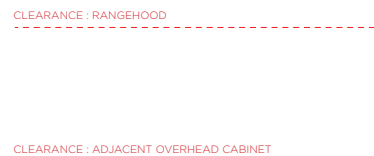
INDICATES PRODUCT DATUM .....  
 INDICATES CLEARANCES .....  
 INDICATES CUTOUT .....

DATE: **12.01.2016**

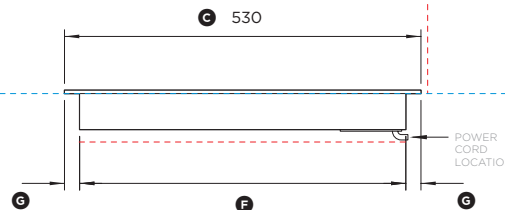
IMPORTANT NOTE: Throughout this guide, dimensions may vary by ±2mm (3/32"). Please read the installation manual for detailed information on installing the product. For full installation instructions & specifications visit [fisherpaykel.com](http://fisherpaykel.com)



PLAN VIEW



FRONT VIEW



PROFILE VIEW

