

# FISHER & PAYKEL

## DATA SHEET 30" Oven

Model no:

**OB30SDPTX1**

(refer page 2 for metric measurements)

Product Dimensions	in
Ⓐ Overall height of oven	27 3/16"
Ⓑ Overall width of oven	29 15/16"
Ⓒ Depth of front frame (excludes handle and front stainless steel trim)	1 9/16"
Ⓓ Depth of oven chassis and front frame (excludes handle and front stainless steel trim)	24"
Ⓔ Depth of chassis	22 7/16"
Ⓕ Height of chassis	26 9/16"
Ⓖ Width of chassis	28 3/8"
Ⓗ Height of control panel	3 15/16"
Ⓘ Height of stainless steel trim on control panel	3/4"
Ⓚ Height of stainless steel trim on door	4 1/4"
Ⓛ Height from bottom datum to top of oven door	22 3/4"
Ⓜ Height from bottom datum to centerline of handle	21 3/4"
Ⓝ Height from bottom datum to bottom of door	11 1/8"
Ⓞ Width of handle	28 5/8"
Ⓟ Depth of handle	1 5/8"
Ⓠ Thickness of handle	5/8"
Ⓡ Depth of door (open) (measured from front of door)	21 11/16"

Minimum Clearances	in
Minimum inside height of cavity	26 13/16"
Minimum inside width of cavity	28 1/2"
Minimum inside depth of cavity (proud installation*)	22 5/8"

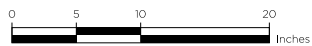
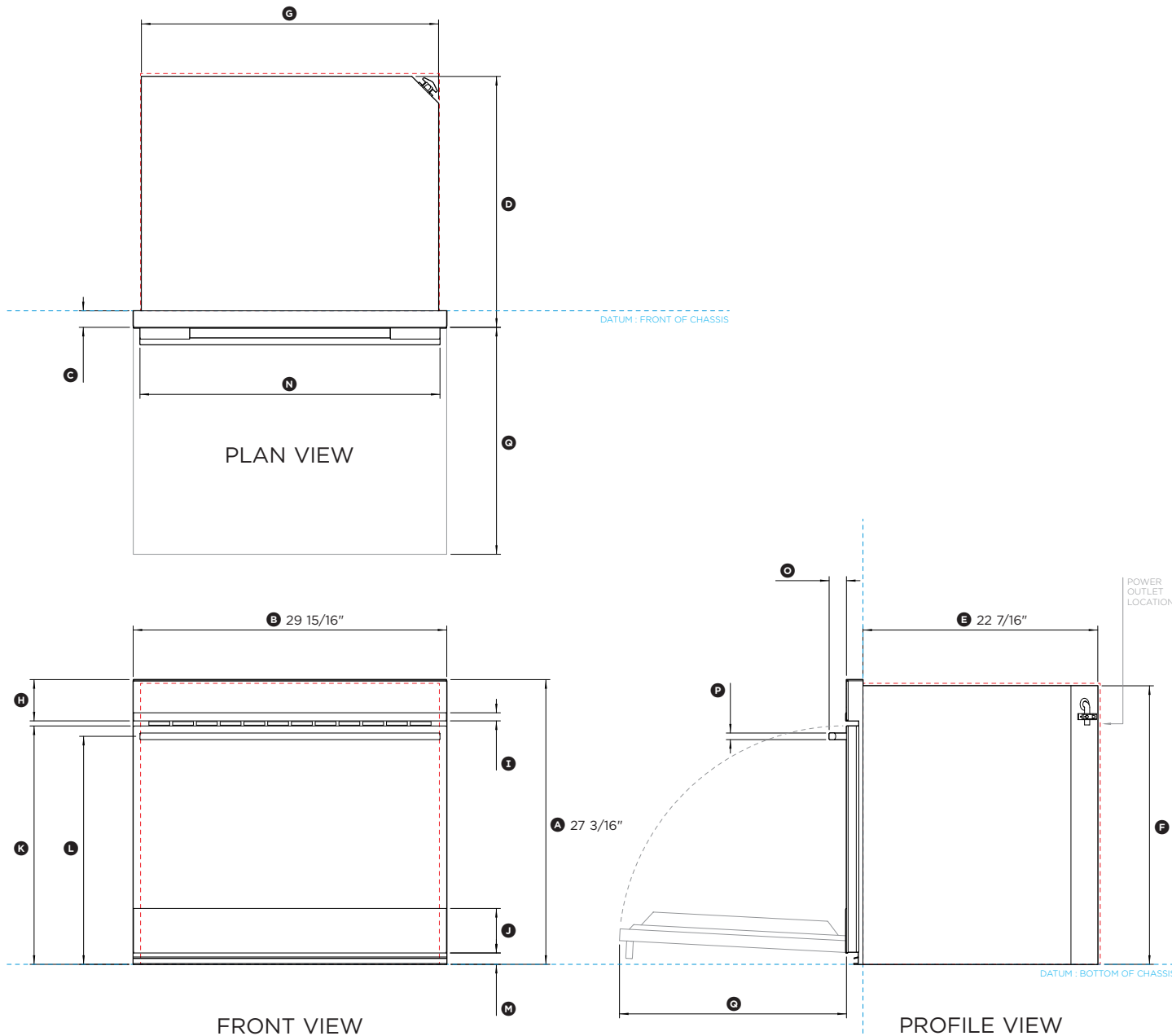
\*Flush installation possible. Depending on cabinet panel thickness a rebate around front frame might be required, refer Installation Manual.

IMPORTANT NOTE: For full installation and clearance details please refer to our installation manual.

INDICATES PRODUCT DATUM -----  
INDICATES CABINETRY CLEARANCES -----

DATE: 31.10.2019

IMPORTANT NOTE: Throughout this guide, dimensions may vary by ±2mm (1/16"). Please read the installation manual for detailed information on installing the product. For full installation instructions & specifications visit [fisherpaykel.com](http://fisherpaykel.com)



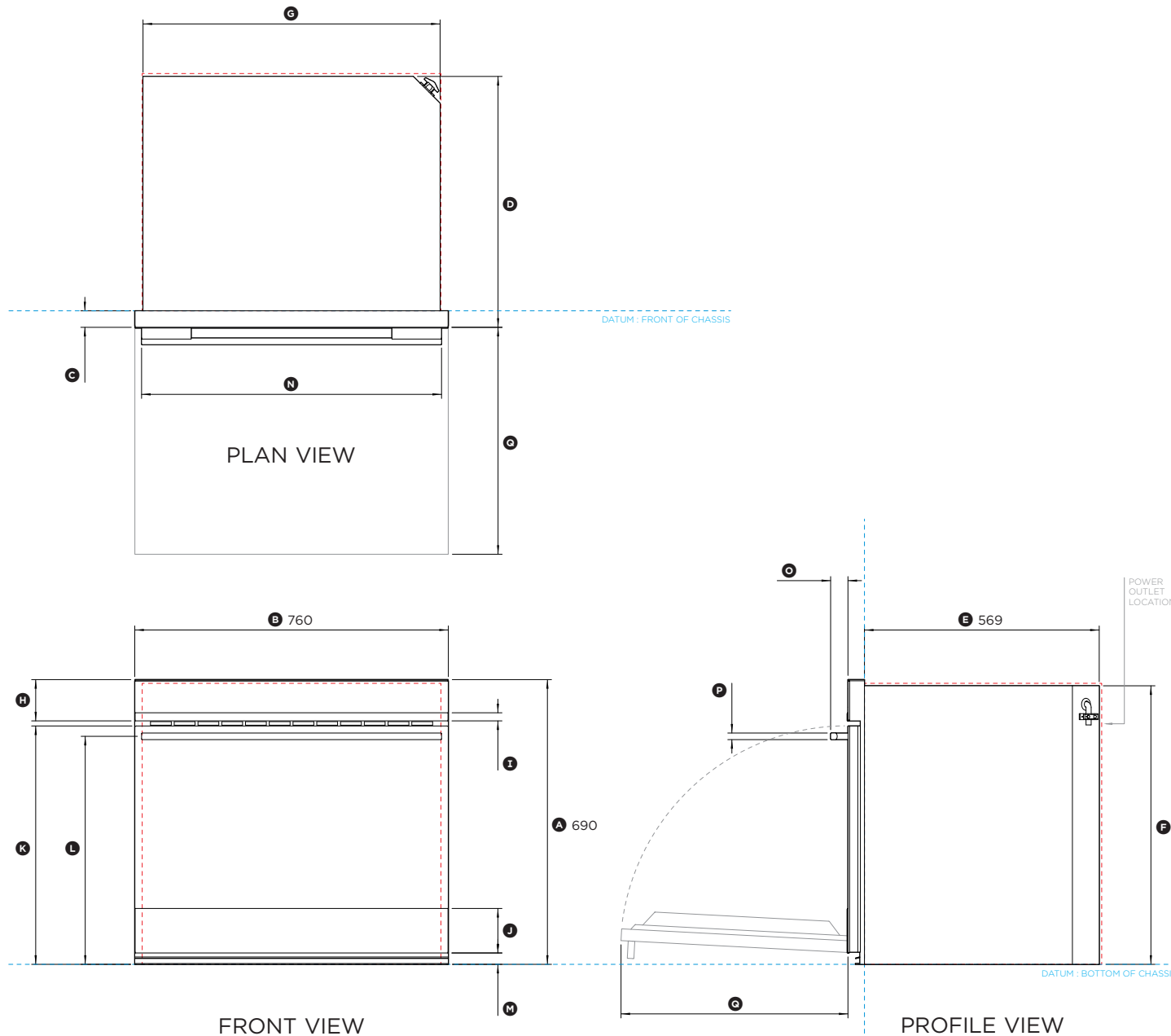
# FISHER & PAYKEL

## DATA SHEET 30" Oven

Model no:

**OB30SDPTX1**

(refer page 1 for imperial measurements)



Product Dimensions	mm
Ⓐ Overall height of oven	690
Ⓑ Overall width of oven	760
Ⓒ Depth of front frame (excludes handle and front stainless steel trim)	40
Ⓓ Depth of oven chassis and front frame (excludes handle and front stainless steel trim)	609
Ⓔ Depth of chassis	569
Ⓕ Height of chassis	675
Ⓖ Width of chassis	720
Ⓗ Height of control panel	100
Ⓘ Height of stainless steel trim on control panel	20
Ⓚ Height of stainless steel trim on door	108
Ⓛ Height from bottom datum to top of oven door	578
Ⓜ Height from bottom datum to centerline of handle	553
Ⓝ Height from bottom datum to bottom of door	28
Ⓞ Width of handle	727
Ⓟ Depth of handle	42
Ⓠ Thickness of handle	16
Ⓡ Depth of door (open) (measured from front of door)	550

Minimum Clearances	mm
Minimum inside height of cavity	681
Minimum inside width of cavity	724
Minimum inside depth of cavity (proud installation*)	575

\*Flush installation possible. Depending on cabinet panel thickness a rebate around front frame might be required, refer Installation Manual.

IMPORTANT NOTE: For full installation and clearance details please refer to our installation manual.

INDICATES PRODUCT DATUM -----  
INDICATES CABINETRY CLEARANCES -----

DATE: 31.10.2019

IMPORTANT NOTE: Throughout this guide, dimensions may vary by  $\pm 2\text{mm}$  (1/16"). Please read the installation manual for detailed information on installing the product. For full installation instructions & specifications visit [fisherpaykel.com](http://fisherpaykel.com)

