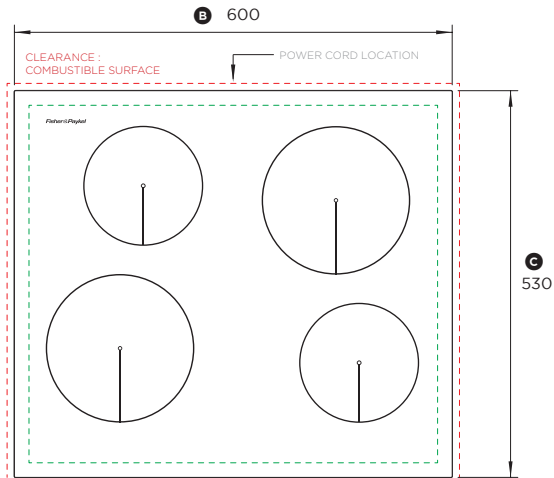
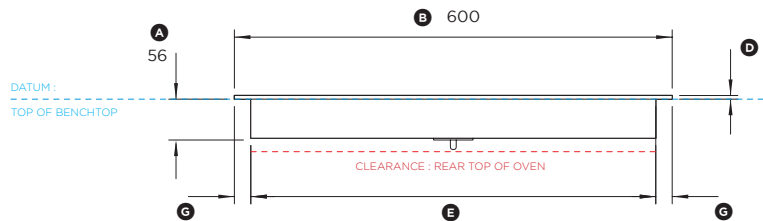
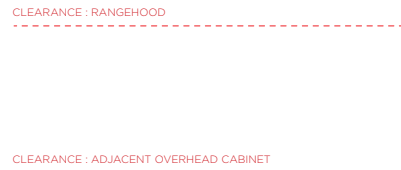


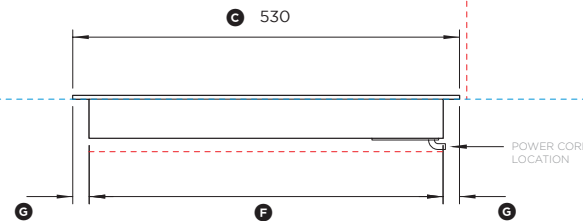
Model no: CI604CTPB1



PLAN VIEW



FRONT VIEW



PROFILE VIEW

Product Dimensions

	mm
Ⓐ Height of chassis (below top of benchtop)	56
Ⓑ Overall width of cooktop	600
Ⓒ Overall depth of cooktop	530
Ⓓ Height from benchtop datum to top of cooktop surface	5
Ⓔ Width of chassis	555
Ⓕ Depth of chassis	485
Ⓖ Distance from edge of cooktop to chassis	22.5

Minimum Clearances

	mm
Minimum clearance from rear edge of cutout to nearest combustible surface	30
Minimum clearance from side edges of cutout to nearest combustible surface	30
Minimum clearance below top of benchtop to Fisher & Paykel oven* or cabinetry thermal protection barrier	72
Minimum clearance from cooktop surface to rangehood	650
Minimum clearance from benchtop to adjacent overhead cabinet	450

* Note the oven installed below the cooktop MUST have a cooling fan.

Cutout Dimensions

	mm
Overall width of cutout**	560
Overall depth of cutout**	490

** Note cutout position is centred to the cooktop.

It is important that the induction cooktop receives adequate air supply. For ventilation requirements please refer to the installation manual.

INDICATES PRODUCT DATUM
 INDICATES CLEARANCES
 INDICATES CUTOUT

DATE: 15.06.2023

IMPORTANT NOTE: Throughout this guide, dimensions may vary by ±2mm (3/32"). Please read the installation manual for detailed information on installing the product. For full installation instructions & specifications visit fisherpaykel.com

FISHER & PAYKEL

