

Top Loader Washing Machine, 6kg

Series 3 | Top Load

White

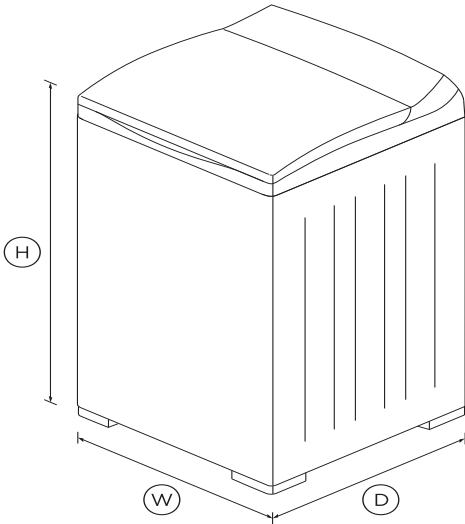


A powerful, quiet washing machine with SmartDrive™ technology, perfect for a small household.

- Four wash cycles including Wool and Delicate
- With SmartDrive™ technology for a quiet and reliable wash
- Auto out of balance correction for a hassle-free wash
- Detergent and fabric softener dispenser

DIMENSIONS

Height	1030 - 1060mm
Width	560mm
Depth	560mm



FEATURES & BENEFITS

Easy To Use

This machine has four cycles to suit a variety of fabric types: Delicate, Heavy, Regular and Wool. Select a cycle with easy-to-use controls.

Cares For Clothes

The flexible finned agitator ensures less tangling for superior clothes care.

SPECIFICATIONS

Consumption

Energy rating	2 star
Energy usage	505kWh/year
In-use energy carbon	68.4kgCO2e/year
Water consumption per cycle	78L
Water efficiency	3 star (WELS)

Features

Agitator	Flexible finned
Auto out of balance correction	•
Detergent dispenser	•
Eco rinse	•
Fabric softener dispenser	•
Lid lock	•
Manual water levels	3
No spin / Spin Hold	•
Rinse options	3
Spin speeds	3
Stainless steel drum	•
Water temperature controls	3

Performance

Auto-Lint disposal	•
Load sensing	•
Maximum spin speed	1000rpm
Number of spin speeds	3
SmartDrive™ technology	•

Product dimensions

Depth	560mm
Height	1030 - 1060mm

Height (Lid open)	1350mm
Width	560mm
<hr/>	
Warranty	
Parts and labour	2 years
Parts only SmartDrive™ Motor	10 years
<hr/>	
Wash Cycles	
Delicate	•
Heavy	•
Number of wash cycles	4
Regular	•
Wool	•
<hr/>	
SKU	93259
<hr/>	





The product dimensions and specifications in this page apply to the specific product and model. Under our policy of continuous improvement, these dimensions and specifications may change at any time. You should therefore check with Fisher & Paykel's Customer Care Centre to ensure this page correctly describes the model currently available. Fisher & Paykel Appliances Ltd 2020


Where applicable:

All appliances use energy, and energy usage typically generates carbon emissions. **Fisher & Paykel Appliances' In-use Energy Carbon Emissions Estimate** indicates carbon emissions from a product's in-use energy. This is calculated either annually or per cycle, using the product's market-specific energy label energy consumption data multiplied by the carbon emissions factor for energy in your country or region.

Our In-use Energy Carbon Emissions Estimate is designed to assist customers in making informed purchasing decisions when comparing different Fisher & Paykel products. For example, a heat pump dryer typically has a lower In-use Energy Carbon Emissions Estimate than a vented dryer.

Other product downloads available at fisherpaykel.com

-  User Guide
-  Service & Warranty
-  Energy & Water Label
-  Installation Guide



A PEACE OF MIND SALE

24 Hours 7 Days a Week Customer Support

T 0800 372 273 **W**www.fisherpaykel.com