

Front Loader Washing Machine, 10kg, Steam Care

Series 9 | Front Load

Graphite



In a subtle and sophisticated graphite colour to match any laundry design, this Steam Care front loader has advanced wash functions including Steam Refresh, and uses quiet and reliable SmartDrive™ technology.

- Refresh, revive and dewrinkle garments using the 20 minute Steam Refresh cycle
- Save time, minimise noise and reduce water usage with Optimise Wash options
- Add a Garment function allows you to add items of any size mid cycle

- With Auto Dose mode, there's no need to fill the detergent dispenser for every wash

DIMENSIONS

Height	850mm
Width	600mm
Depth	675mm

FEATURES & BENEFITS

The pinnacle of fabric care

With 14 fabric care cycles including Quick 15, Wool, Sports and Allergy. The specially-designed cushioned drum provides a gentle, effective washing action, protecting clothes while delivering an optimal wash performance.

Refresh, revive, respect

Bring lightly-worn clothes, musty stored garments and even soft furnishings back to life with Steam Refresh. The 20-minute cycle removes odours so clothes can be worn again without the need for a full wash cycle, while steam reduces creases to save you precious time spent ironing.

EXTRA PROTECTION

Our Sanitise cycle provides extra protection for your clothes. The higher wash temperature and extra rinse cycle is designed to kill more than 99.9% of bacteria and reduce allergens.

Less Waste With Auto Dose

Auto Dose dispenses the exact amount of liquid detergent required based on load size – resulting in less waste, less hassle and less detergent residue, with the added convenience of not needing to fill the dispenser for every wash.

Customise your wash

Shorten your total wash time with our Speed option, or choose

Eco to wash more sustainably. The Quiet mode reduces cycle noise, perfect for late night washing.

Time saving

When time is short you can select a quick 15-minute wash for freshening up new or lightly-soiled garments. In fact, Vortex Wash allows most cycles to take less than one hour to complete. Water is forced from the bottom of the drum so detergent reaches your clothes faster, cleaning quickly and avoiding over-washing.

A smarter, quieter wash

SmartDrive™ technology is a gentle, quiet, and efficient combination of smart electronics and a direct drive motor that senses the load, with less moving parts, to deliver better fabric care.

SPECIFICATIONS

Consumption

Energy rating	4.5 star
Energy usage	290kWh/year
In-use energy carbon	39.3kgCO2e/year
Water consumption per cycle	86L
Water efficiency	4.5 star (WELS)

Features

- Add a garment (immediate)
- Adjustable alert beeps
- Anti-fungal door gasket
- Auto out of balance correction
- Automatic water level
- Child/Keylock
- Choice of cold only or hot and
- Delay start

Excess foam detection	•
Extra rinse option	•
Fabric softener dispenser	•
Flood protection	•
Interior light	•
Pre Wash	•
Progress indicator	•
Quiet mode	•
Regular software updates	•
Rinse +	•
SmartTouch™ control dial	•
Soak	•
Speed mode	•
Spin speeds	5
Stainless steel drum	•
Time to go	•
Timed liquid detergent	•
Wash +	•
Water supply	Hot & Cold
Water temperature controls	5
Wi-Fi capable	•
Woolmark certified	•
Wrinkle Free	•

Performance

Auto-dose	•
Load sensing	•
Maximum spin speed	1400rpm
Number of spin speeds	5
Smart Diagnosis of problems	•

SmartDrive™ technology	•
Spin performance	No Spin, 500, 800, 1100, 1400
Steam Care	•
Vortex Wash	•

Product dimensions

Depth	675mm
Height	850mm
Width	600mm

Warranty

Parts and labour	2 years
Parts only SmartDrive™ Motor	10 years







Wash Cycles

Cottons	•
Delicate	•
Drum Clean	•
Easy Iron	•
Everyday	•
Number of wash cycles	14
Quick 15	•
Quick 30	•
Rinse	•
Sanitise	•
Spin	•
Sports	•
Steam Refresh	•
Wool	•

SKU 92290

The product dimensions and specifications in this page apply to the specific product and model. Under our policy of continuous improvement, these dimensions and specifications may change at any time. You should therefore check with Fisher & Paykel's Customer Care Centre to ensure this page correctly describes the model currently available. ? Fisher & Paykel Appliances Ltd 2020

Other product downloads available at fisherpaykel.com

-  [User Guide](#)
-  [Energy Label](#)
-  [Service & Warranty](#)
-  [Energy & Water Label](#)
-  [Installation Guide](#)
-  [Specification Guide Front Load Washing Machine](#)



A PEACE OF MIND SALE

24 Hours 7 Days a Week Customer Support

T 0800 372 273 **W**www.fisherpaykel.com