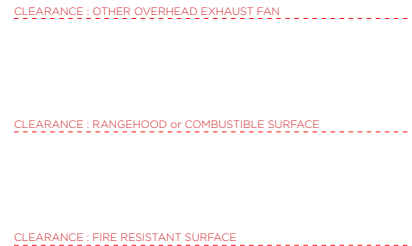
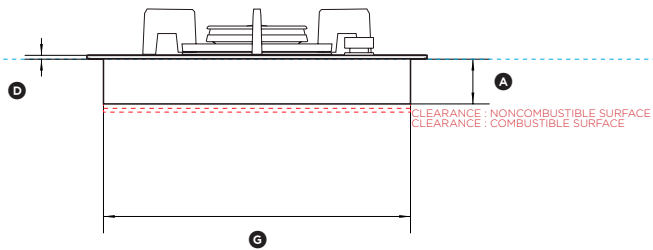


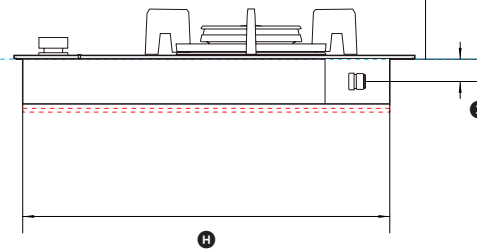
PLAN VIEW



DATUM :
TOP OF BENCHTOP



FRONT VIEW



PROFILE VIEW

450mm Gas on Glass Cooktop

Model no:
CG451DNGGB1

| Product Dimensions | mm |
|--|-----|
| Ⓐ Height of chassis (below top of bench) | 59 |
| Ⓑ Overall width of cooktop | 450 |
| Ⓒ Overall depth of cooktop | 530 |
| Ⓓ Height from benchtop datum to top of cooktop glass | 5 |
| Ⓔ Depth of front control panel | 85 |
| Ⓕ Depth of cooktop cooking area | 442 |
| Ⓖ Width of chassis | 406 |
| Ⓜ Depth of chassis | 486 |
| Ⓜ Distance from top of bench to centre of gas inlet on product | 30 |

| Minimum Clearances | mm |
|--|-----|
| Minimum clearance from left edge of cutout to nearest combustible surface | 60 |
| Minimum clearance from right edge of cutout to nearest combustible surface | 60 |
| Minimum clearance from rear edge of cutout to nearest combustible surface | 85 |
| Minimum clearance from rear edge of cutout to nearest non-combustible surface | 45 |
| Minimum clearance below top of benchtop to combustible surface | 70 |
| Minimum clearance below top of benchtop to Fisher & Paykel oven or nearest non-combustible surface | 65 |
| Minimum clearance from glass surface to downwards-facing tiled or fire resistant surface | 500 |
| Minimum clearance from glass surface to rangehood or downward facing combustible surface | 650 |
| Minimum clearance from glass surface to any other overhead exhaust fan | 800 |

INDICATES CABINETRY BENCHTOP DATUM - - - - -
INDICATES MINIMUM CABINETRY CLEARANCES - - - - -

DATE: 16.06.2014

IMPORTANT NOTE: Throughout this guide, dimensions may vary by $\pm 2\text{mm}$ (3/32"). Please read the installation manual for detailed information on installing the product. www.fisherpaykel.com

