

60CM MINIMAL OVENS AND COMPANIONS

PLANNING GUIDE

SERIES 7 PYROLYTIC OVEN | OB60SAMPTB5

SERIES 7 COMPACT COMBI-STEAM OVEN | OS60NAMVTB5

SERIES 7 COMPACT COMBI-MICROWAVE OVEN | OM60NMTB5

SERIES 9 BUILT-IN COFFEE MAKER | EB60MSB3

SERIES 9 TALL WARMING DRAWER | WB60SMTB3

SERIES 9 INTEGRATED TALL WARMING DRAWER | WB60SDTEI3

SERIES 9 WARMING DRAWER | WB60SMB3

SERIES 9 INTEGRATED WARMING DRAWER | WB60SDEI3

SERIES 9 VACUUM SEAL DRAWER | VB60SMB3

SERIES 9 INTEGRATED VACUUM SEAL DRAWER | VB60SDEI3

INTRODUCTION

This comprehensive planning guide provides you with the framework and tools to achieve your desired design outcome with Fisher & Paykel appliances. In this guide, you will find a range of conceptual, detailed, and dimensional product information to bring your ideas to life and create spaces that truly reflect your vision.

SUPPORT

For additional design planning and installation support please contact the Fisher & Paykel design support team.

designsupport@fisherpaykel.com

NOTES

The models shown in this Planning Guide may not be available in all markets and are subject to change at any time. Refer to our website fisherpaykel.com for the latest document version.

Product specifications may vary from those shown.

This Planning Guide should not be used as installation guidance for any product. Specific installation guidance will be available with the product on delivery and on our website.

CONCEPT DESIGN

PAGE

DESIGN CHOICE

Styles	4
Minimal Style	5
Installation Options	6
Overview	7

SPECIFICATION GUIDE

Pyrolytic Oven	9
Compact Combi-Steam Oven	10
Compact Combi-Microwave Oven	11
Built-in Coffee Maker	12
Tall Warming Drawer	13
Integrated Tall Warming Drawer	14
Warming Drawer	15
Integrated Warming Drawer	16
Vacuum Seal Drawer	17
Integrated Vacuum Seal Drawer	18
Dimensions - Ovens and Built-in Coffee maker	19
Dimensions - Drawers	20
Services	21

DEVELOPED AND DETAILED DESIGN

PAGE

DEVELOPED AND DETAILED DESIGN

PAGE

DESIGN CHOICE



MINIMAL STYLE - HANDLELESS



MINIMAL STYLE



CONTEMPORARY STYLE

Celebrating a singular aesthetic to blend seamlessly into the kitchen, Minimal style ovens feature subtle textural and tonal contrasts for a sense of refinement and purity.

Defined by clean lines and timeless design cues, Contemporary style ovens bring a sense of balance and refinement. A versatile aesthetic that complements a range of kitchen styles.

This Planning Guide is for the Minimal Style featuring 60cm Ovens and Companions. For information on other styles, please visit the Fisher and Paykel website. To see what models are available, head to the 'Overview' section in this Planning Guide.

The models shown in this Planning Guide may not be available in all markets and are subject to change at any time. Product specifications may vary from those shown. This Planning Guide should not be used as installation guidance for any product. Further information is required to safely and correctly install the products featured here. Specific installation guidance will be available with the product on delivery and on our website fisherpaykel.com

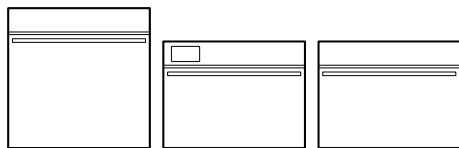
FINISH



Black

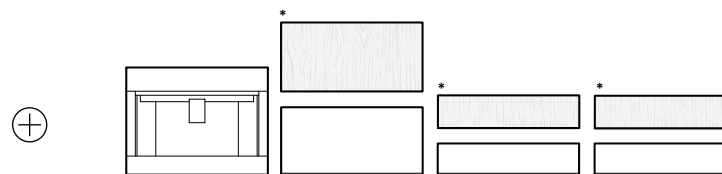
OVENS

- PYROLYTIC
- COMBI-STEAM
- COMBI-MICROWAVE



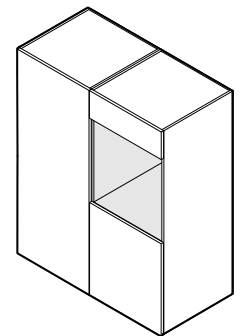
COMPANIONS

- BUILT-IN COFFEE MAKER
- TALL WARMING DRAWER
- WARMING DRAWER
- VACUUM SEAL DRAWER

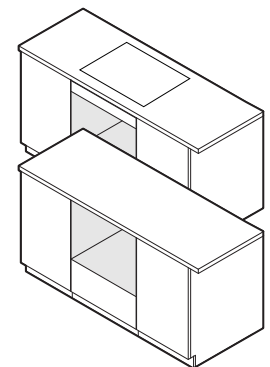


*Integrated model, panel ready for a custom front panel.

INSTALLATION OPTIONS



Installation in wall



Installation under-bench

The models shown in this Planning Guide may not be available in all markets and are subject to change at any time. Product specifications may vary from those shown. This Planning Guide should not be used as installation guidance for any product. Further information is required to safely and correctly install the products featured here. Specific installation guidance will be available with the product on delivery and on our website fisherpaykel.com

CONSIDERATIONS


Different configurations possible, consider heights for grid and row installations.

STACK HEIGHT

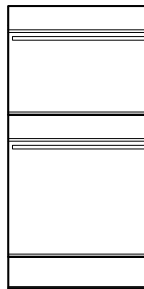
Stack Height is overall product height with minimum clearance above appliance front panel to upper cabinetry front panel or appliance.

STACKED INSTALLATION

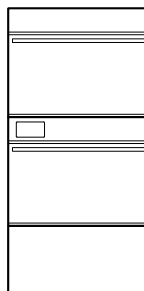
Stack Height
750mm



Stack Height
1200mm

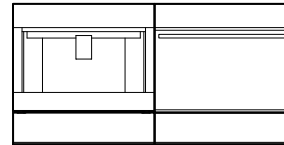


Stack Height
1210mm

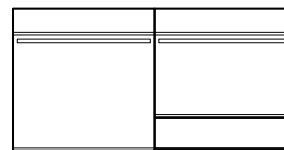


GRID INSTALLATION

Stack Height
600mm

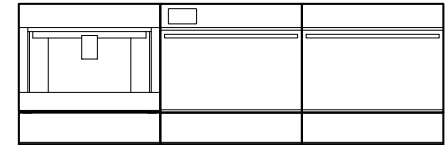


Stack Height
600mm

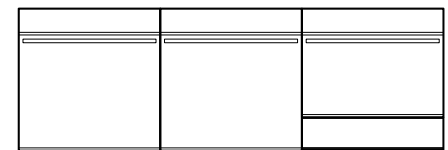


ROW INSTALLATION

Stack Height
600mm

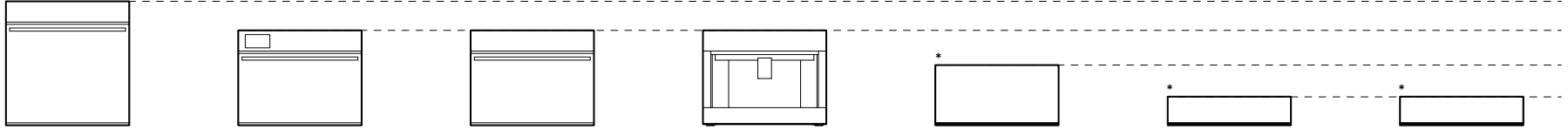


Stack Height
600mm

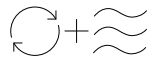
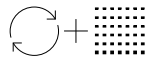
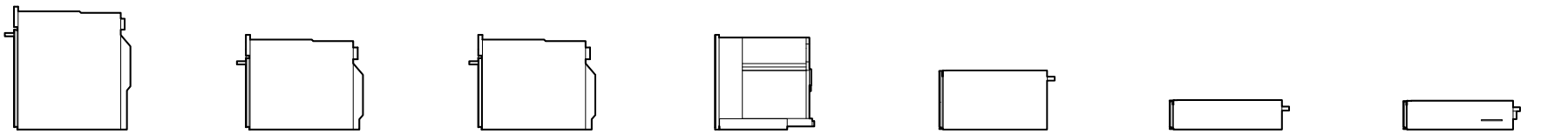


The models shown in this Planning Guide may not be available in all markets and are subject to change at any time. Product specifications may vary from those shown. This Planning Guide should not be used as installation guidance for any product. Further information is required to safely and correctly install the products featured here. Specific installation guidance will be available with the product on delivery and on our website fisherpaykel.com

FRONT ELEVATION



SIDE ELEVATION



	PYROLYTIC OVEN	COMPACT COMBI-STEAM OVEN	COMPACT COMBI-MICROWAVE OVEN	BUILT-IN COFFEE	TALL WARMING DRAWER	WARMING DRAWER	VACUUM SEAL DRAWER
Series	Series 7	Series 7	Series 7	Series 9	Series 9	Series 9	Series 9
Black	OB60SAMPTB5	OS60NAMVTB5	OM60NMTB5	EB60MSB3	WB60SMTB3	WB60SMB3	VB60SMB3
Integrated Models	-	-	-	-	WB60SDTEI3	WB60SDEI3	VB60SDEI3
Interface	5" Touchscreen	5" Touchscreen	5" Touchscreen	4.3" Touchscreen	-	-	-
Overall Height	598mm	458mm	458mm	458mm	290mm	140mm	140mm
Overall Width	596mm	596mm	596mm	596mm	596mm	596mm	596mm
Control Panel/Front Panel Thickness	20mm	20mm	20mm	20mm	20mm	20mm	20mm

*Integrated models available.

The models shown in this Planning Guide may not be available in all markets and are subject to change at any time. Product specifications may vary from those shown. This Planning Guide should not be used as installation guidance for any product. Further information is required to safely and correctly install the products featured here. Specific installation guidance will be available with the product on delivery and on our website fisherpaykel.com

SPECIFICATION GUIDE

SERIES 7 & 9



OVERVIEW

Designed to complement Minimal style appliances, this oven delivers a seamless, flush finish – ideal for modern kitchen designs. The pyrolytic self-cleaning function breaks down food residue for an easy clean, while precise cooking methods with temperature and heat type recommendations for a wide range of food types are easily accessed via the touch screen and SmartHQ™.

PRODUCTS

OB60SAMPTB5 - Black
60cm Series 7 Minimal Pyrolytic Oven

SERIES & STYLE

Series 7
Minimal

ACCESSORIES

- ① Pyro-proof Side Ladders
- ② Telescopic Sliding Runners
- ③ Wire Shelf
- ④ Multi-functional Air Fry Tray

FEATURES

- ① Minimal style is designed to fit flush with cabinetry. Matches our Minimal style family of appliances
- ② Self-cleaning pyrolytic function breaks down food residue for an easy clean
- ③ Premium soft open and close door
- ④ Generous 72L useable capacity
- ⑤ 5" touchscreen is intuitive and easy to use
- ⑥ Create perfect results with precise cooking methods, with temperature and heat type recommendations for your food type
- ⑦ Moisture control and even heat distribution thanks to ActiveVent™ and AeroTech™ technology
- ⑧ Includes a wired temperature sensor for real-time monitoring of cooking temperatures
- ⑨ Connected capability via the SmartHQ™ app gives control & visibility from anywhere at anytime

ACCESSORIES

- ⑤ Roasting Dish
- ⑥ Flat Brushed Baking Tray
- ⑦ Wired Temperature Sensor



The models shown in this Planning Guide may not be available in all markets and are subject to change at any time. Product specifications may vary from those shown. This Planning Guide should not be used as installation guidance for any product. Further information is required to safely and correctly install the products featured here. Specific installation guidance will be available with the product on delivery and on our website fisherpaykel.com



OVERVIEW

Designed to complement Minimal style appliances, this Combi-Steam oven delivers a seamless, flush finish – ideal for modern kitchen designs. With versatile cooking options including steam or convection, plus a Steam Clean function for easy maintenance. Precise cooking methods with temperature and heat type recommendations for a wide range of food types are easily accessed via the touch screen and SmartHQ™.

PRODUCTS

OS60NAMVTB5 - Black
60cm Series 7 Minimal Compact Combi-Steam Oven

SERIES & STYLE

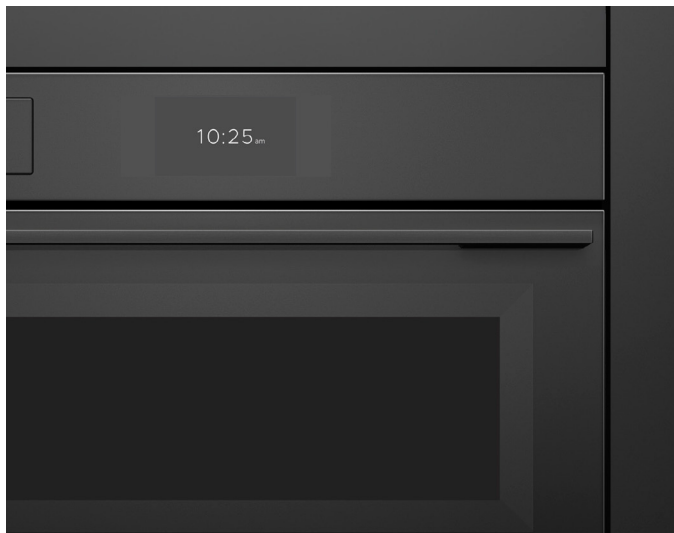
Series 7
Minimal

ACCESSORIES

- ① Chrome Side Ladders
- ② Telescopic Sliding Runners
- ③ Wire Shelf
- ④ Multi-functional Air Fry Tray
- ⑤ Roasting Dish

FEATURES

- ① Minimal style is designed to fit flush with cabinetry. Matches our Minimal style family of appliances
- ② Versatile cooking options with steam or convection heat for optimal results
- ③ Premium soft open and close door
- ④ Compact 45L useable capacity
- ⑤ 5” touchscreen is intuitive and easy to use
- ⑥ Create perfect results with precise cooking methods, with temperature and heat type recommendations for your food type
- ⑦ Moisture control and even heat distribution thanks to ActiveVent™ and AeroTech™ technology
- ⑧ Includes a wired temperature sensor for real-time monitoring of cooking temperatures
- ⑨ Connected capability via the SmartHQ™ app gives control & visibility from anywhere at anytime



ACCESSORIES

- ⑥ Large Perforated Steam Dish
- ⑦ Small Perforated Steam Dish
- ⑧ Large Steam Dish
- ⑩ Wired Temperature Sensor
- ⑪ Descale Solution x2 sachets (Part 580295)

The models shown in this Planning Guide may not be available in all markets and are subject to change at any time. Product specifications may vary from those shown. This Planning Guide should not be used as installation guidance for any product. Further information is required to safely and correctly install the products featured here. Specific installation guidance will be available with the product on delivery and on our website fisherpaykel.com



OVERVIEW

Designed to complement Minimal style appliances, this Combi-Microwave oven delivers a seamless, flush finish - ideal for modern kitchen designs. Versatile cooking options including microwave or convection offer efficient heating across a variety of dishes. Precise cooking methods with temperature and heat type recommendations for a wide range of food types are easily accessed via the touch screen and SmartHQ™.

PRODUCTS

OM60NMTB5 - Black
60cm Series 7 Minimal Compact Combi-Microwave Oven



SERIES & STYLE

Series 7
Minimal

FEATURES

- ① Minimal style is designed to fit flush with cabinetry. Matches our Minimal style family of appliances
- ② Combines fast microwave cooking with even convection heat for versatile, efficient heating across a variety of dishes
- ③ With soft open and close, the CoolTouch door is safe to touch from the outside - protecting hands and surrounding cabinetry
- ④ Compact 38L useable capacity
- ⑤ 5" touchscreen is intuitive and easy to use
- ⑥ Create perfect results with precise cooking methods, with temperature and heat type recommendations for your food type
- ⑦ Versatile microwave only, convection only or combi-microwave functions to suit a range of cooking styles
- ⑧ Includes a wired temperature sensor for real-time monitoring of cooking temperatures
- ⑨ Connected capability via the SmartHQ™ app gives control & visibility from anywhere at anytime

ACCESSORIES

- ① Chrome Side Ladders
- ② Wire Shelf
- ③ Step Down Wire Shelf
- ④ Glass Tray
- ⑤ Grill Rack
- ⑥ Wired Temperature Sensor

The models shown in this Planning Guide may not be available in all markets and are subject to change at any time. Product specifications may vary from those shown. This Planning Guide should not be used as installation guidance for any product. Further information is required to safely and correctly install the products featured here. Specific installation guidance will be available with the product on delivery and on our website fisherpaykel.com



OVERVIEW

Designed to complement Minimal style appliances, this Coffee Maker delivers a seamless, flush finish – ideal for modern kitchen designs. It learns your preferences over time, offering personalised coffee at the touch of a button. With precise grinding, creamy milk frothing, and effortless self-cleaning, it brings barista-quality coffee home.

PRODUCTS

EB60MSB3 - Black
60cm Series 9 Minimal Built-in Coffee Maker

SERIES & STYLE

Series 9
Minimal



FEATURES

- ① Minimal style is designed to fit flush with cabinetry. Matches our Minimal style family of appliances
- ② Intuitive touch display brews a perfect cup of coffee at the touch of a button
- ③ Programmable timer turns on the Coffee Maker at the ideal time each day
- ④ Personalised coffee and smart self-learning menu preferences with 13 functions to suit any taste
- ⑤ Allows you to prepare hot milk or creamy froth in seconds
- ⑥ Stainless steel conical burr grinder with 13 coarseness positions
- ⑦ 15 bar pump pressure
- ⑧ Self-cleaning function and easy-to-empty coffee grounds container and drip tray
- ⑨ 2.4L water tank capacity

ACCESSORIES

- ① Milk Container (Auto-Froth)
- ② Steam Wand
- ③ Coffee Spoon
- ④ Cleaning Brush
- ⑤ Descaler Solution - 1 bottle
- ⑥ Water Hardness Indicator Paper
- ⑦ Water Filter

The models shown in this Planning Guide may not be available in all markets and are subject to change at any time. Product specifications may vary from those shown. This Planning Guide should not be used as installation guidance for any product. Further information is required to safely and correctly install the products featured here. Specific installation guidance will be available with the product on delivery and on our website fisherpaykel.com



OVERVIEW

Designed to complement Minimal style appliances, this Warming Drawer delivers a seamless, flush finish – ideal for modern kitchen designs. Featuring a push-to-open mechanism, intuitive touch controls, and a smooth glass base for easy cleaning. With six tailored programmes and space for 16 place settings, it keeps meals ready to serve.

PRODUCTS

WB60SMTB3 - Black
60cm Series 9 Minimal Tall Warming Drawer

SERIES & STYLE

Series 9
Minimal

FEATURES


- ① Minimal style is designed to fit flush with cabinetry. Matches our Minimal style family of appliances
- ② Push-to-open drawer, designed for added convenience
- ③ Simple and intuitive touch controls for effortless operation
- ④ Easy-to-clean glass base
- ⑤ Automatic switch-off and delayed start functionality to help keep dishes warm until it is time to serve
- ⑥ Room for 16 standard-sized place settings
- ⑦ Six tailored programmes including Warming, Proofing, Dehydrating, and Slow Cooking offer convenience and flexibility

ACCESSORIES

- ① Accessory rack for optimising space



The models shown in this Planning Guide may not be available in all markets and are subject to change at any time. Product specifications may vary from those shown. This Planning Guide should not be used as installation guidance for any product. Further information is required to safely and correctly install the products featured here. Specific installation guidance will be available with the product on delivery and on our website fisherpaykel.com



OVERVIEW

Panel ready design allows for seamless integration and customisation of this Warming Drawer with kitchen cabinetry for a cohesive kitchen look. Featuring a push-to-open mechanism, intuitive touch controls, and a smooth glass base for easy cleaning. With six tailored programmes and space for 16 place settings, it keeps meals ready to serve.

PRODUCTS

WB60SDTEI3
60cm Series 9 Integrated Tall Warming Drawer

SERIES & STYLE


Series 9
Integrated

FEATURES

- ① Panel ready design allows for seamless integration and customisation with kitchen cabinetry for a cohesive kitchen look
- ② Push-to-open drawer, designed for added convenience
- ③ Simple and intuitive touch controls for effortless operation
- ④ Easy-to-clean glass base
- ⑤ Automatic switch-off and delayed start functionality to help keep dishes warm until it is time to serve
- ⑥ Room for 16 standard-sized place settings
- ⑦ Six tailored programmes including Warming, Proofing, Dehydrating, and Slow Cooking offer convenience and flexibility

ACCESSORIES

- ① Accessory rack for optimising space



The models shown in this Planning Guide may not be available in all markets and are subject to change at any time. Product specifications may vary from those shown. This Planning Guide should not be used as installation guidance for any product. Further information is required to safely and correctly install the products featured here. Specific installation guidance will be available with the product on delivery and on our website fisherpaykel.com



OVERVIEW

Designed to complement Minimal style appliances, this Warming Drawer delivers a seamless, flush finish – ideal for modern kitchen designs. Featuring a push-to-open mechanism, intuitive touch controls, and a smooth glass base for easy cleaning. With six tailored programmes and space for 6 place settings, it keeps meals ready to serve.

PRODUCTS

WB60SMB3 - Black
60cm Series 9 Minimal Warming Drawer


SERIES & STYLE

Series 9
Minimal

FEATURES

- ① Minimal style is designed to fit flush with cabinetry. Matches our Minimal style family of appliances
- ② Push-to-open drawer, designed for added convenience
- ③ Simple and intuitive touch controls for effortless operation
- ④ Easy-to-clean glass base
- ⑤ Automatic switch-off and delayed start functionality to help keep dishes warm until it is time to serve
- ⑥ Room for 6 standard-sized place settings
- ⑦ Six tailored programmes including Warming, Proofing, Dehydrating, and Slow Cooking offer convenience and flexibility

The models shown in this Planning Guide may not be available in all markets and are subject to change at any time. Product specifications may vary from those shown. This Planning Guide should not be used as installation guidance for any product. Further information is required to safely and correctly install the products featured here. Specific installation guidance will be available with the product on delivery and on our website fisherpaykel.com

**OVERVIEW**

Panel ready design allows for seamless integration and customisation of this Warming Drawer with kitchen cabinetry for a cohesive kitchen look. Featuring a push-to-open mechanism, intuitive touch controls, and a smooth glass base for easy cleaning. With six tailored programmes and space for 6 place settings, it keeps meals ready to serve.

PRODUCTS

WB60SDEI3
60cm Series 9 Integrated Warming Drawer


SERIES & STYLE

Series 9
Integrated

FEATURES

- ① Panel ready design allows for seamless integration and customisation with kitchen cabinetry for a cohesive kitchen look
- ② Push-to-open drawer, designed for added convenience
- ③ Simple and intuitive touch controls for effortless operation
- ④ Easy-to-clean glass base
- ⑤ Automatic switch-off and delayed start functionality to help keep dishes warm until it is time to serve
- ⑥ Room for 6 standard-sized place settings
- ⑦ Six tailored programmes including Warming, Proofing, Dehydrating, and Slow Cooking offer convenience and flexibility





OVERVIEW


Designed to complement Minimal style appliances, this Vacuum Seal Drawer delivers a seamless, flush finish – ideal for modern kitchen designs. A push-to-open mechanism and intuitive touch controls offer effortless use, while three vacuum and heat sealing levels support sous vide preparation, marinating, and food storage, using reusable and BPA-free food-grade bags.

PRODUCTS

VB60SMB3 - Black
60cm Series 9 Minimal Vacuum Seal Drawer

SERIES & STYLE

Series 9
Minimal




FEATURES

- ① Minimal style is designed to fit flush with cabinetry. Matches our Minimal style family of appliances
- ② Push-to-open drawer, designed for added convenience
- ③ Simple and intuitive touch controls for effortless operation
- ④ Easy-to-clean glass base
- ⑤ Three levels of vacuum and heat sealing - for easy re-sealing, food portioning, marinating, storage and extending shelf life
- ⑥ Allows effortless preparation for sous vide cooking
- ⑦ Our food-grade, BPA-free bags are an excellent storage option – these can be re-used if sealed and cut appropriately

ACCESSORIES

- ① External Vacuuming Accessory Kit
- ② Large BPA-free Vacuum Seal Bags - 50 bags (Part 793034)
- ③ Small size BPA-free Vacuum Seal Bags - 50 bags (Part 793033)

The models shown in this Planning Guide may not be available in all markets and are subject to change at any time. Product specifications may vary from those shown. This Planning Guide should not be used as installation guidance for any product. Further information is required to safely and correctly install the products featured here. Specific installation guidance will be available with the product on delivery and on our website fisherpaykel.com



OVERVIEW

Panel ready design allows for seamless integration and customisation of this Vacuum Seal Drawer with kitchen cabinetry for a cohesive kitchen look. A push-to-open mechanism and intuitive touch controls offer effortless use, while three vacuum and heat sealing levels support sous vide preparation, marinating, and food storage, using reusable and BPA-free food-grade bags.

PRODUCTS

VB60SDEI3

60cm Series 9 Integrated Vacuum Seal Drawer

SERIES & STYLE

Series 9
Integrated



FEATURES

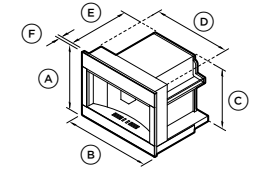
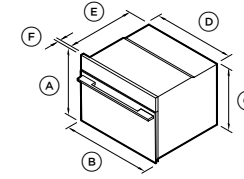
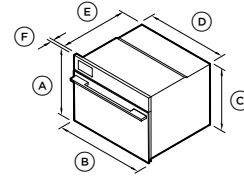
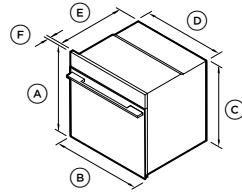
- ① Panel ready design allows for seamless integration and customisation with kitchen cabinetry for a cohesive kitchen look
- ② Push-to-open drawer, designed for added convenience
- ③ Simple and intuitive touch controls for effortless operation
- ④ Easy-to-clean glass base
- ⑤ Three levels of vacuum and heat sealing - for easy re-sealing, food portioning, marinating, storage and extending shelf life
- ⑥ Allows effortless preparation for sous vide cooking
- ⑦ Our food-grade, BPA-free bags are an excellent storage option – these can be re-used if sealed and cut appropriately

ACCESSORIES

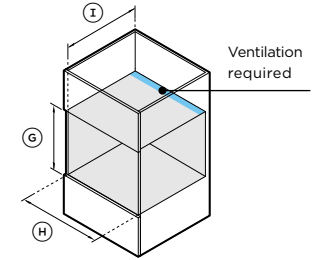
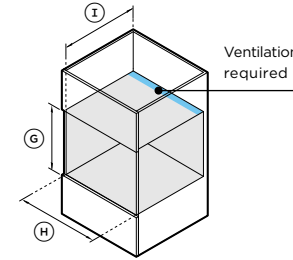
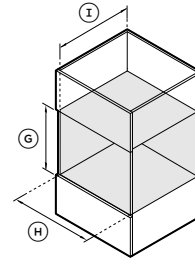
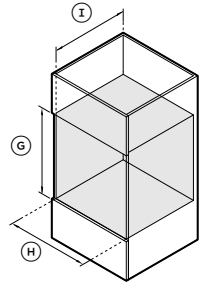
- ① External Vacuuming Accessory Kit
- ② Large BPA-free Vacuum Seal Bags - 50 bags (Part 793034)
- ③ Small size BPA-free Vacuum Seal Bags - 50 bags (Part 793033)

The models shown in this Planning Guide may not be available in all markets and are subject to change at any time. Product specifications may vary from those shown. This Planning Guide should not be used as installation guidance for any product. Further information is required to safely and correctly install the products featured here. Specific installation guidance will be available with the product on delivery and on our website fisherpaykel.com

PRODUCT DIMENSIONS



CAVITY DIMENSIONS



PYROLYTIC OVEN
OB60SAMPTB5

PRODUCT DIMENSIONS

(A) Overall height	598
(B) Overall width	596
(C) Chassis height	575
(D) Chassis width	556
(E) Chassis depth	545
(F) Control panel thickness	20
Depth with door/drawer fully open*	463

*Measured from front of control panel.

CAVITY DIMENSIONS

(G) Minimum inside height of cavity	580
(H) Minimum inside width of cavity	560
(I) Minimum inside depth of cavity**	550
Recommended cabinet height	600
Recommended cabinet width	600

*Cabinetry requires additional vertical sidewalls to secure the product. **Measured from front of chassis. ***A rear ventilation air vent totalling 280cm² is required. The air vent must be located at the rear of the cabinet, it can be positioned at the base, sides, back or top of the cavity.

COMPACT COMBI-STEAM OVEN
OS60NAMVTB5

mm	mm
458	458
596	596
435	435
556	556
545	545
20	20
324	324

mm	mm
440	440
560	560
550	550
460	460
600	600

COMPACT MICROWAVE OVEN
OM60NMTB5

mm	mm
458	458
596	596
435	435
556	556
545	545
20	20
324	324

mm	mm
440	440
560	560
550***	550***
460	460
600	600

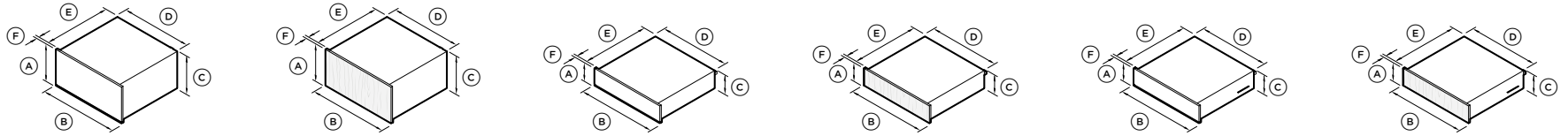
BUILT-IN COFFEE MAKER
EB60MSB3

mm	mm
458	458
596	596
445	445
560	560
460	460
20	20
435	435

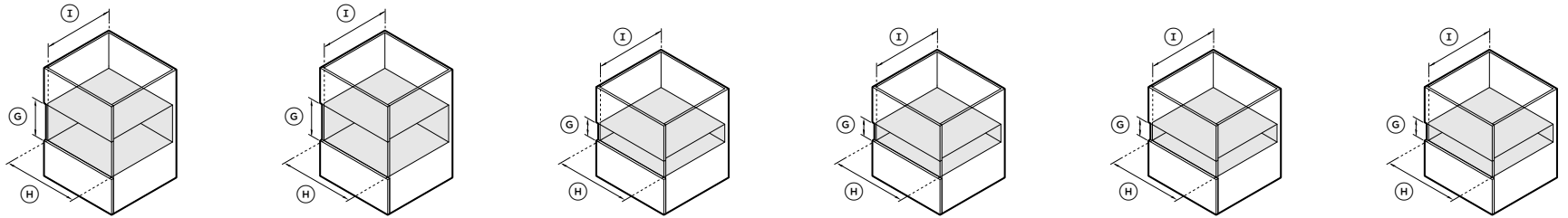
mm	mm
450	450
560*	560*
545***	545***
460	460
600	600

The models shown in this Planning Guide may not be available in all markets and are subject to change at any time. Product specifications may vary from those shown. This Planning Guide should not be used as installation guidance for any product. Further information is required to safely and correctly install the products featured here. Specific installation guidance will be available with the product on delivery and on our website fisherpaykel.com

PRODUCT DIMENSIONS



CAVITY DIMENSIONS



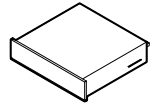
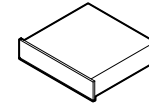
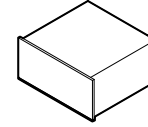
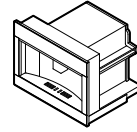
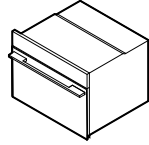
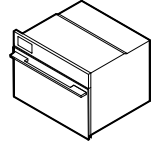
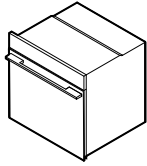
	TALL WARMING DRAWER WB60SMTB3	TALL INTEGRATED WARMING DRAWER WB60SDTEI3	WARMING DRAWER WB60SMB3	INTEGRATED WARMING DRAWER WB60SDEI3	VACUUM SEAL DRAWER VB60SMB3	INTEGRATED VACUUM SEAL DRAWER VB60SDEI3
PRODUCT DIMENSIONS						
(A) Overall height	290	290	140	140	140	140
(B) Overall width	596	596	596	596	596	596
(C) Chassis height	290	290	140	140	140	140
(D) Chassis width	543	559*	543	559*	556**	559**
(E) Chassis depth***	547	566	547	566	545	563
(F) Front panel thickness	20	min 16****	20	min 16****	20	min 16****
Front panel height	286	min 286	136	min 136	136	min 136
Front panel width	596	min 596	596	min 596	596	min 596
Depth of drawer open*****	414	414	414	414	414	414
CAVITY DIMENSIONS						
(G) Minimum inside height of cavity	292	292	142	142	142	142
(H) Minimum inside width of cavity	560	560	560	560	560	560
(I) Minimum inside depth of cavity*	550	570	550	570	550	570
Recommended cabinet height	294	294	144	144	144	144
Recommended cabinet width	600	600	600	600	600	600

*Including side brackets. **Including side brackets and anti-tip brackets. ***Including power plug. ****A clearance of 2mm between the cabinet and the custom panel is required for the push-to-open mechanism (spacer included). Maximum custom panel weight 5kg. *****Measured from front of control panel.

*Measured from front of chassis. Note: Drawers can fully support 60cm Fisher & Paykel ovens, without adding shelf in between.

The models shown in this Planning Guide may not be available in all markets and are subject to change at any time. Product specifications may vary from those shown. This Planning Guide should not be used as installation guidance for any product. Further information is required to safely and correctly install the products featured here. Specific installation guidance will be available with the product on delivery and on our website fisherpaykel.com

ISOMETRIC
VIEW



	PYROLYTIC OVEN OB60SAMPTB5	COMPACT COMBI-STEAM OVEN OS60NAMVTB5	COMPACT COMBI-MICROWAVE OVEN OM60NMTB5	BUILT-IN COFFEE MAKER EB60MSB3	TALL WARMING DRAWER WB60SMTB3 INTEGRATED TALL WARMING DRAWER WB60SDTEI3	WARMING DRAWER WB60SMB3 INTEGRATED WARMING DRAWER WB60SDEI3	VACUUM SEAL DRAWER VB60SMB3 INTEGRATED VACUUM SEAL DRAWER VB60SDEI3
PRODUCT REQUIREMENTS							
Dedicated Circuit (A)	16	16	16	10	10	10	10
Rated Power (W)	2800 - 3300	2800 - 3300	3350 - 3800	1350	810	810	320
Supply (Hz)	50	50	50	50	50	50	50
Voltage (V)	220 - 240	220 - 240	220 - 240	220 - 240	220 - 240	220 - 240	220 - 240
Connection	Hard-wired min 1500mm**	Hard-wired min 1500mm**	Hard-wired min 1500mm**	Flex cord 1700mm*	Flex cord 1800mm*	Flex cord 1800mm*	Flex cord 1800mm*
*Supplied with product. **The electrician provides sufficient free length of power supply cable to reach from the bottom rear of the cavity to at least 1.5m in front of the bottom edge of the opening. Note: For multi-residential installs, use the Rated Power to calculate the demand.							
CAPACITY							
Total Oven capacity	85L	55L	49L	-	-	-	-
Total water tank capacity	-	1.4L	-	2.4L	-	-	-

Note: All Coffee Makers and Steam Ovens have internal water tanks which need to be filled manually. No external water supply is required.

The models shown in this Planning Guide may not be available in all markets and are subject to change at any time. Product specifications may vary from those shown. This Planning Guide should not be used as installation guidance for any product. Further information is required to safely and correctly install the products featured here. Specific installation guidance will be available with the product on delivery and on our website fisherpaykel.com

