

## FABRIC CARE

---

# PLANNING GUIDE

---

Series 11 Fabric Care Cabinet | FC1260H2 FC1260HG2

Series 11 Front Loader Washer | WH1260H5 WH1260HG5

Series 9 Front Loader Washer | WH1260T5 WH1260TG5

Series 11 Heat Pump Dryer | DH1060H5 DH1060HG5

Series 11 Display-free Heat Pump Dryer | DH1060HL5 DH1060HLG5

Series 9 Heat Pump Dryer | DH1060T5 DH1060TG5

Series 11 Storage Plinth | FM2060S2 FM2060SG2

Stacking Kit with Tray | ASKS60W5 ASKS60G5

**INTRODUCTION**

This comprehensive planning guide provides you with the framework and tools to achieve your desired design outcome with Fisher & Paykel appliances. In this guide, you will find a range of conceptual, detailed, and dimensional product information to bring your ideas to life and create spaces that truly reflect your vision.

**SUPPORT**

For additional design planning and installation support please contact the Fisher & Paykel design support team.  
**designsupport@fisherpaykel.com**

**NOTES**

The models shown in this Planning Guide may not be available in all markets and are subject to change at any time. For the latest version of this document, please visit our website at fisherpaykel.com. Product specifications may vary from those shown.

This Planning Guide is not intended to be used as installation guidance for any product. Detailed installation instructions are available on our website.

**CONTENTS**

**CONCEPT DESIGN**

**PAGE**

**PRODUCT OVERVIEW**

Product Overview	<b>4</b>
Product Configurations	<b>5</b>

**SPECIFICATION GUIDE**

Fabric Care - All Models	<b>7</b>
<b>Front Loader Washer</b> Specification	<b>8</b>
<b>Display-free Heat Pump Dryer</b> Specification	<b>9</b>
<b>Heat Pump Dryer</b> Specification	<b>10</b>
<b>Fabric Care Cabinet</b> Specification	<b>11</b>

**DEVELOPED AND DETAILED DESIGN**

**PAGE**

**DATA SHEETS**

Data Sheet Front Load Washer	<b>13</b>
Data Sheet Heat Pump Dryer	<b>14</b>
Data Sheet Display-free Heat Pump Dryer	<b>15</b>
Data Sheet Fabric Care Cabinet	<b>16</b>

**CONFIGURATIONS**

Stacked with Plinth and Fabric Care Cabinet	<b>18</b>
Stacked with Plinth and 2x Fabric Care Cabinet	<b>19</b>
Side by Side	<b>20</b>

**DEVELOPED AND DETAILED DESIGN**

**PAGE**

**SERVICES**

Services Front Load Washer	<b>22</b>
Services Heat Pump Dryer	<b>23</b>
Services Fabric Care Cabinet	<b>24</b>
Services Side by Side Configuration	<b>25</b>
Services Stacked Configuration	<b>27</b>

## PRODUCT OVERVIEW

**PRODUCT OVERVIEW**

- ① **WH1260H5**  
12kg Series 11 Front Loader Washer, White
- WH1260HG5**  
12kg Series 11 Front Loader Washer, Graphite
- WH1260T5**  
12kg Series 9 Front Loader Washer, White
- WH1260TG5**  
12kg Series 9 Front Loader Washer, Graphite

- ② **DH1060H5**  
10kg Series 11 Heat Pump Dryer, White
- DH1060HG5**  
10kg Series 11 Heat Pump Dryer, Graphite
- DH1060T5**  
10kg Series 9 Heat Pump Dryer, White
- DH1060TG5**  
10kg Series 9 Heat Pump Dryer, Graphite

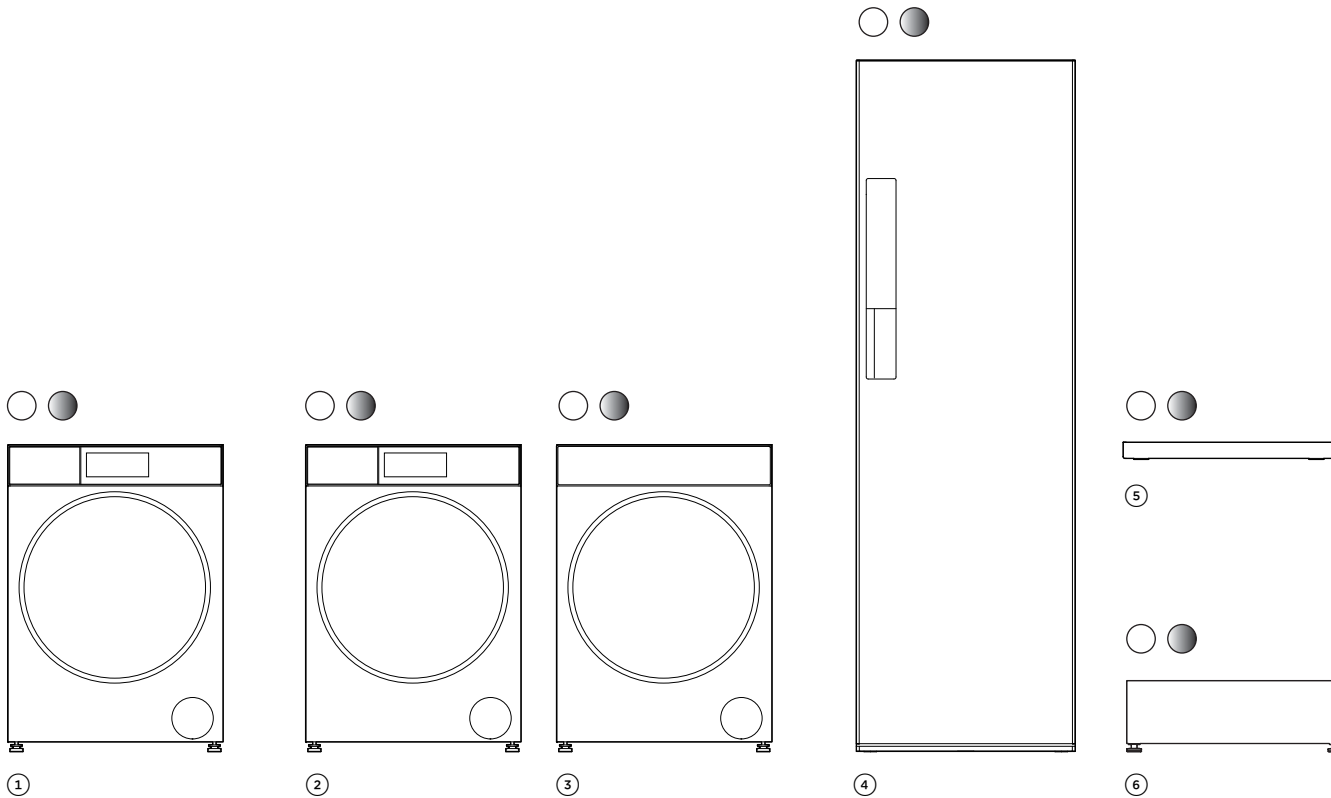
- ③ **DH1060HL5**  
10kg Series 11 Display-free Heat Pump Dryer, White
- DH1060HLG5**  
10kg Series 11 Display-free Heat Pump Dryer, Graphite

- ④ **FC1260H2**  
60cm Series 11 Fabric Care Cabinet, White
- FC1260HG2**  
60cm Series 11 Fabric Care Cabinet, Graphite

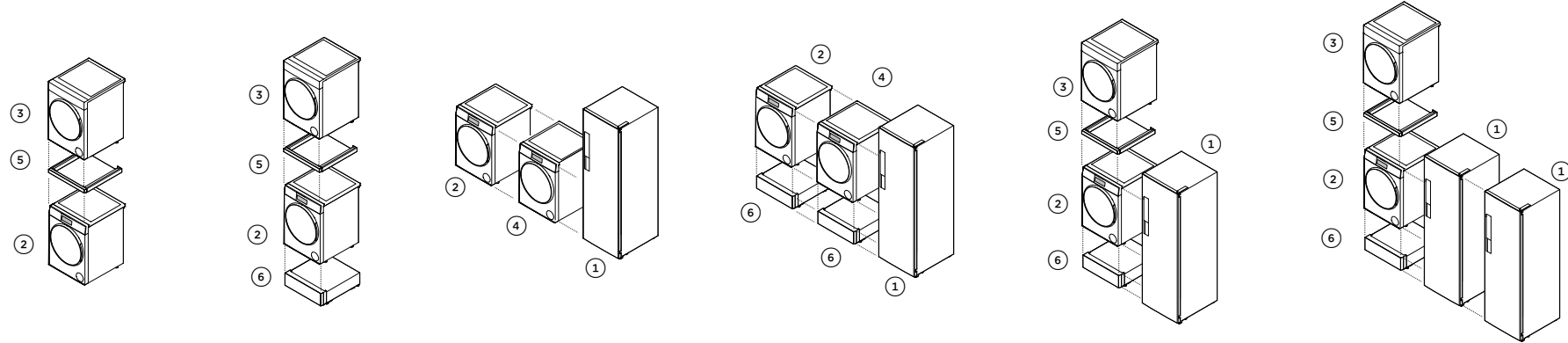
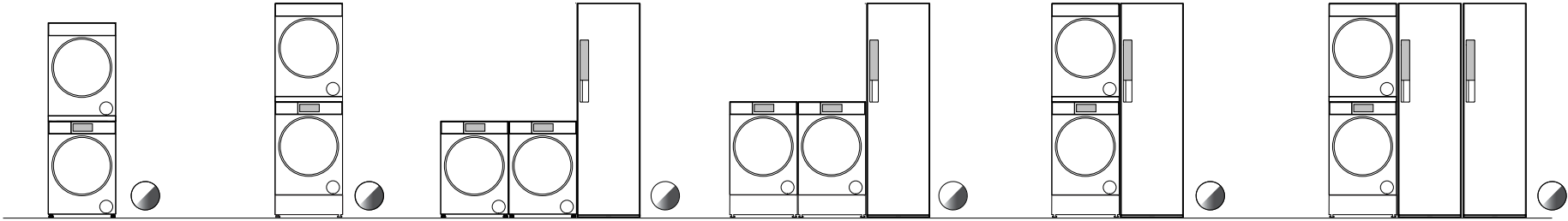
**ACCESSORIES OVERVIEW**

- ⑤ **ASKS60W5**  
Stacking Kit with Tray, White
- ASKS60G5**  
Stacking Kit with Tray, Graphite

- ⑥ **FM2060S2**  
18L Series 11 Storage Plinth, White,
- FM2060SG2**  
18L Series 11 Storage Plinth, Graphite



The models shown in this Planning Guide may not be available in all markets and are subject to change at any time. For the latest version of this document, please visit our website at [fisherpaykel.com](http://fisherpaykel.com). Product specifications may vary from those shown. The Planning Guide is not intended to be used as installation guidance for any product. Detailed installation instructions are available on our website.



MODEL CODE	COLOUR	MODEL CODE	COLOUR	PRODUCT DESCRIPTION	HINGE LOCATION
① FC1260H2	White	FC1260HG2	Graphite	Fabric Care Cabinet	Right Hand Hinge
② WH1260H5	White	WH1260HG5	Graphite	Front Loader Washer	Left Hand Hinge
WH1260T5	White	WH1260TG5	Graphite	Front Loader Washer	Left Hand Hinge
③ DH1060HL5	White	DH1060HLG5	Graphite	Display-free Heat Pump Dryer	Left Hand Hinge, Reversible Hinge
④ DH1060H5	White	DH1060HG5	Graphite	Heat Pump Dryer	Right Hand Hinge, Reversible Hinge
DH1060T5	White	DH1060TG5	Graphite	Heat Pump Dryer	Right Hand Hinge, Reversible Hinge
⑤ ASKS60W5	White	ASKS60G5	Graphite	Stacking Kit with Tray	-
⑥ FM2060S2	White	FM2060SG2	Graphite	18L Series 11 Storage Plinth	-

\* Other product configuration possible

The models shown in this Planning Guide may not be available in all markets and are subject to change at any time. For the latest version of this document, please visit our website at fisherpaykel.com. Product specifications may vary from those shown. The Planning Guide is not intended to be used as installation guidance for any product. Detailed installation instructions are available on our website.

## SPECIFICATION GUIDE



FM2060S2/ WH1260H5/ASKS60W5/DH1060HL5 and FC1260H2



WH1260HG5 and DH1060HG5

## OVERVIEW

Elevating beyond the utility space, our Fabric Care Solutions pair sleek design and refined materials with advanced technology. Available in White or Graphite, Front Loader Washing Machines powered by SmartDrive™ deliver quieter operation, while Heat Pump Dryers with intelligent compressor control and moisture sensing provide efficient, gentle drying. With a vivid display, intuitive controls make caring for fibres effortless. Installed side-by-side, or stacked with a Stacking Kit on the Storage Plinth alongside the Fabric Care Cabinet, their aligned proportions and pared-back interfaces bring a cohesive, considered aesthetic to the laundry space or create harmony in wardrobes, mudrooms, and entryways.

## FEATURES

- ① The sleek modern design, large glass door and carefully selected materials elevate our Fabric Care Solutions beyond the utility space. Thoughtfully designed to harmonise with surrounding finishes, they enhance wardrobes, mudrooms, and entryways with a refined, considered presence.
- ② Front Loader Washing Machines and Heat Pump Dryers are designed as a true pair, with aligned proportions, finishes, and controls. Install them side-by-side or stacked with the Stacking Kit. For the ultimate Fabric Care solution, place a stacked set on the Storage Plinth to pair seamlessly with the Fabric Care Cabinet.
- ③ Interfaces and detailing are paired back to achieve a clean, minimal presentation. This reduction in visual noise helps appliances blend into design-led environments, supporting calm and considered interiors.

## FEATURES

- ④ Powered by SmartDrive™ and ActiveIntelligence™ technology, Front Loader Washing Machines deliver quiet operation with few moving parts, plus clever load size and soil sensing for perfect results. This makes them well suited to placement in open-plan areas or wardrobes, where a low-noise environment is important.
- ⑤ Heat Pump Dryer technology with precise temperature control and moisture sensing delivers efficient yet gentle drying. Intelligent compressor technology adjusts drying temperatures to suit each fibre's durability, while specialised tumble patterns ensure optimal care and cycle times.
- ⑥ The 7" colour touchscreen display with glass fascia provides a clear, modern interface to guide users through cycle selection with ease. This intuitive control makes it simple to prolong the soft luxury of Cashmere scarves, the breathable comfort of Hemp trousers, or the flowing elegance of a Lyocell dress
- ⑦ Steam Refresh and Sanitise reduce reliance on dry-cleaning by refreshing garments quickly and safely at home.
- ⑧ FlexiDose Auto-Dosing protects fibres and prevents waste by dispensing the perfect amount of detergent and softer for every load. The push-to-open dispenser has two reservoirs, one for detergent and the other for softener, which can also hold extra detergent if required.
- ⑨ Designed to reduce running costs and environmental impact with highly efficient energy and water ratings, delivering an effective and sustainable fabric care routine.
- ⑩ SmartHQ™ compatibility enables remote monitoring, notifications when cycles are complete, and software updates when new cycles and feature enhancements are available.

The models shown in this Planning Guide may not be available in all markets and are subject to change at any time. For the latest version of this document, please visit our website at [fisherpaykel.com](https://fisherpaykel.com). Product specifications may vary from those shown. The Planning Guide is not intended to be used as installation guidance for any product. Detailed installation instructions are available on our website.

**SPECIFICATIONS**

**Model Number**

WH1260H5*	Front Loader Washer, White
WH1260HG5*	Front Loader Washer, Graphite
WH1260T5*	Front Loader Washer, White
WH1260TG5*	Front Loader Washer, Graphite

\*Left Hand Hinge

**Product Dimensions**

**H** 850mm **W** 602mm **D** 661mm

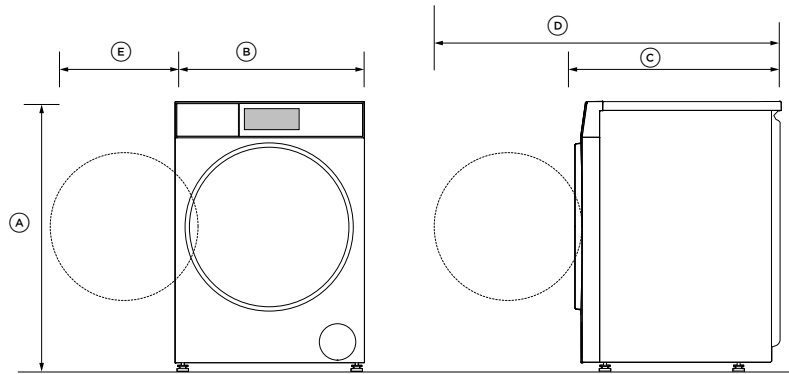
**Electrical**

Supply	220-240 V, 50 Hz
Service	10 A
Connection	3-prong grounding-type

**Plumbing**

Supply	Hose set provided
Service	Max. 1MPa (150psi); Min. 50KPa (7psi); Min 6 litres/min

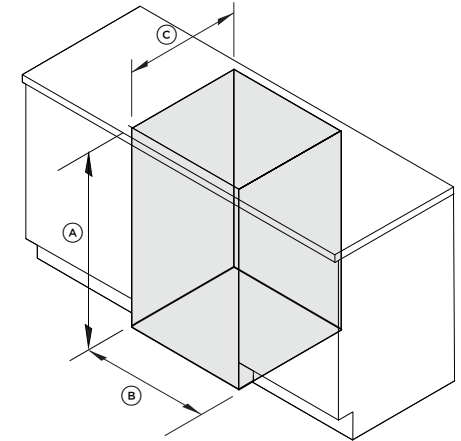
**PRODUCT DIMENSIONS**



**FRONT VIEW**

**PROFILE VIEW**

**CAVITY DIMENSIONS**



**ISOMETRIC VIEW**

	mm		mm
(A) Overall height	850	(A) Minimum height	865
Height of adjustable mounted feet	max +10	(B) Minimum width	622
(B) Overall width including chassis form	602	(C) Minimum depth	668
Overall width front panel	592	Minimum visual gap to adjacent product and cabinetry*	15
(C) Overall depth*	661		
(D) Depth with the door open	1146		
(E) Door clearance to adjacent wall	267		

\*Includes door when closed

\*Applies to sides and top

The models shown in this Planning Guide may not be available in all markets and are subject to change at any time. For the latest version of this document, please visit our website at fisherpaykel.com. Product specifications may vary from those shown. The Planning Guide is not intended to be used as installation guidance for any product. Detailed installation instructions are available on our website.

**SPECIFICATIONS**

**Model Number**

DH1060HL5\* \*\* Display-free Heat Pump Dryer, White

DH1060HLG5\* \*\* Display-free Heat Pump Dryer, Graphite

\* Inter-Product communication cable is included

\*\* Left Hand Hinge, Reversible Hinge

**Product Dimensions**

**H** 850mm **W** 602mm **D** 682mm

**Electrical**

Supply 220-240 V, 50 Hz

Service 10 A

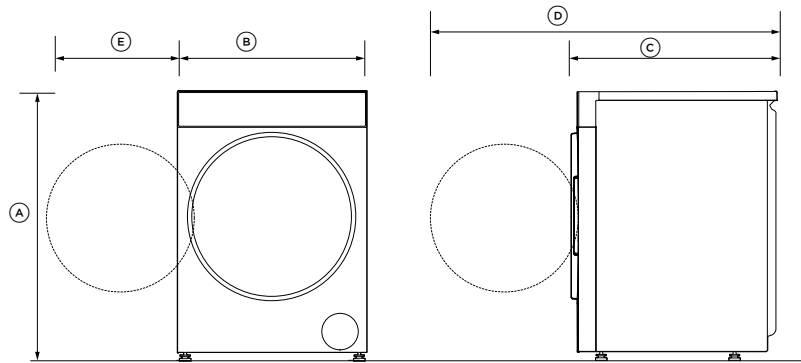
Connection 3-prong grounding-type

**Plumbing**

Supply Hose set provided

Service Max. 1MPa (150psi); Min. 50KPa (7psi);  
Min 6 litres/min

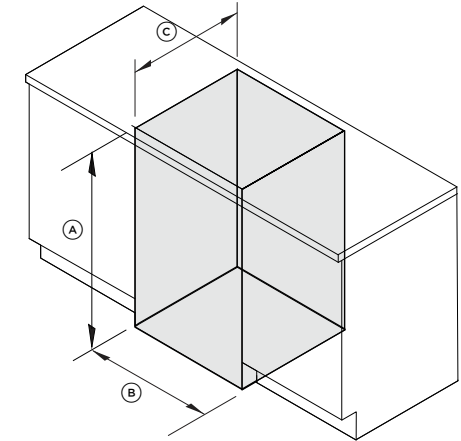
**PRODUCT DIMENSIONS**



FRONT VIEW

PROFILE VIEW

**CAVITY DIMENSIONS**



ISOMETRIC VIEW

	mm		mm
(A) Overall height	850	(A) Minimum height	865
Height of adjustable mounted feet	min -5 max +5	(B) Minimum width	622
(B) Overall width including chassis form	602	(C) Minimum depth	688
Overall width front panel	592	Minimum visual gap to adjacent product and cabinetry*	15
(C) Overall depth*	682		
(D) Depth with the door open	1167		
(E) Door clearance to adjacent wall	267		

\*Includes door when closed

\*Applies to sides and top

The models shown in this Planning Guide may not be available in all markets and are subject to change at any time. For the latest version of this document, please visit our website at fisherpaykel.com. Product specifications may vary from those shown. The Planning Guide is not intended to be used as installation guidance for any product. Detailed installation instructions are available on our website.

**SPECIFICATIONS**

**Model Number**

DH1060H5*	Heat Pump Dryer, White
DH1060HG5*	Heat Pump Dryer, Graphite
DH1060T5*	Heat Pump Dryer, White
DH1060TG5*	Heat Pump Dryer, Graphite

\* Right Hand Hinge, Reversible Hinge

**Product Dimensions**

**H** 850mm **W** 602mm **D** 682mm

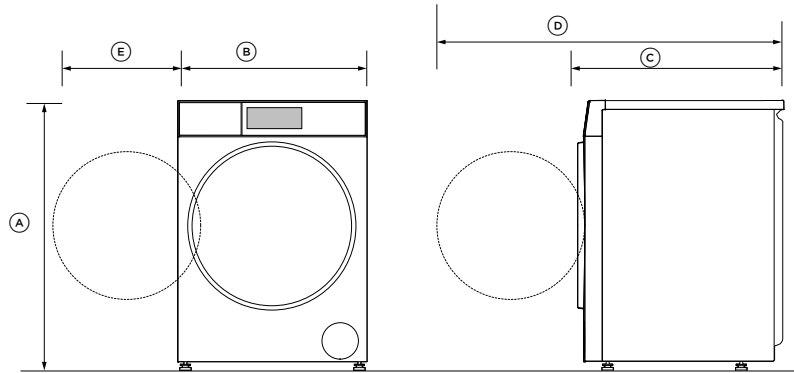
**Electrical**

Supply	220-240 V, 50 Hz
Service	10 A
Connection	3-prong grounding-type

**Plumbing**

Supply	Hose set provided
Service	Max. 1MPa (150psi); Min. 50KPa (7psi); Min 6 litres/min

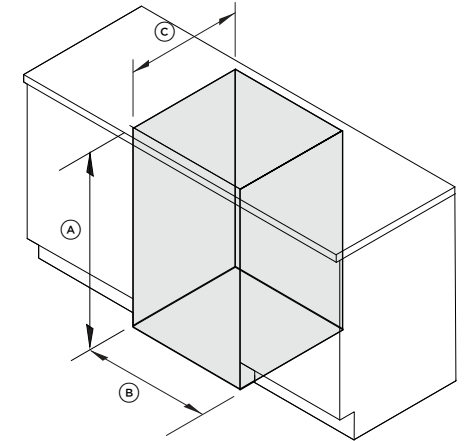
**PRODUCT DIMENSIONS**



**FRONT VIEW**

**PROFILE VIEW**

**CAVITY DIMENSIONS**



**ISOMETRIC VIEW**

	mm		mm
(A) Overall height	850	(A) Minimum height	865
Height of adjustable mounted feet	min -5 max +5	(B) Minimum width	622
(B) Overall width including chassis form	602	(C) Minimum depth	688
Overall width front panel	592	Minimum visual gap to adjacent product and cabinetry*	15
(C) Overall depth*	682		
(D) Depth with the door open	1167		
(E) Door clearance to adjacent wall	267		

\*Applies to sides and top

\*Includes door when closed

The models shown in this Planning Guide may not be available in all markets and are subject to change at any time. For the latest version of this document, please visit our website at fisherpaykel.com. Product specifications may vary from those shown. The Planning Guide is not intended to be used as installation guidance for any product. Detailed installation instructions are available on our website.

**SPECIFICATIONS**

**Model Number**

FC1260H2\* Fabric Care Cabinet, White

FC1260HG2\* Fabric Care Cabinet, Graphite

\* Right Hand Hinge

**Product Dimensions**

**H** 1900mm **W** 600mm **D** 660mm

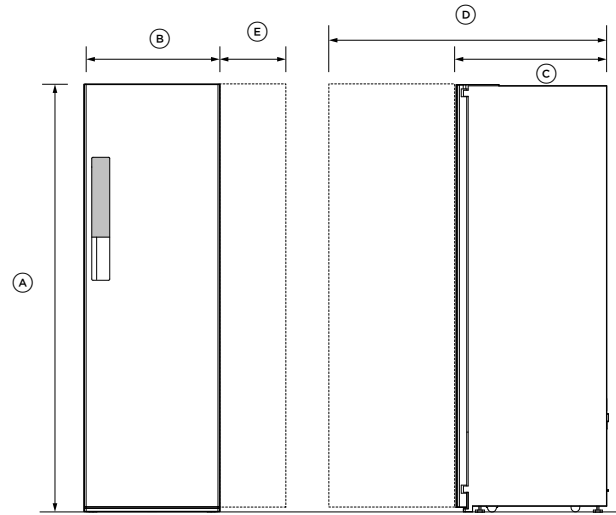
**Electrical**

Supply 220-240 V, 50 Hz

Service 10 A

Connection 3-prong grounding-type

**PRODUCT DIMENSIONS**

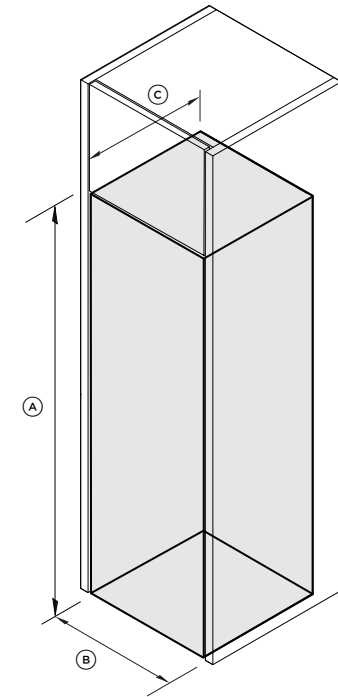


ISOMETRIC VIEW

	<b>mm</b>
Ⓐ Overall height	1900
Height of adjustable mounted feet	max +12
Ⓑ Overall width	600
Ⓒ Overall depth*	666
Ⓓ Depth with the door open	1285
Ⓔ Door clearance to adjacent wall	min 235

\*With door closed

**CAVITY DIMENSIONS**



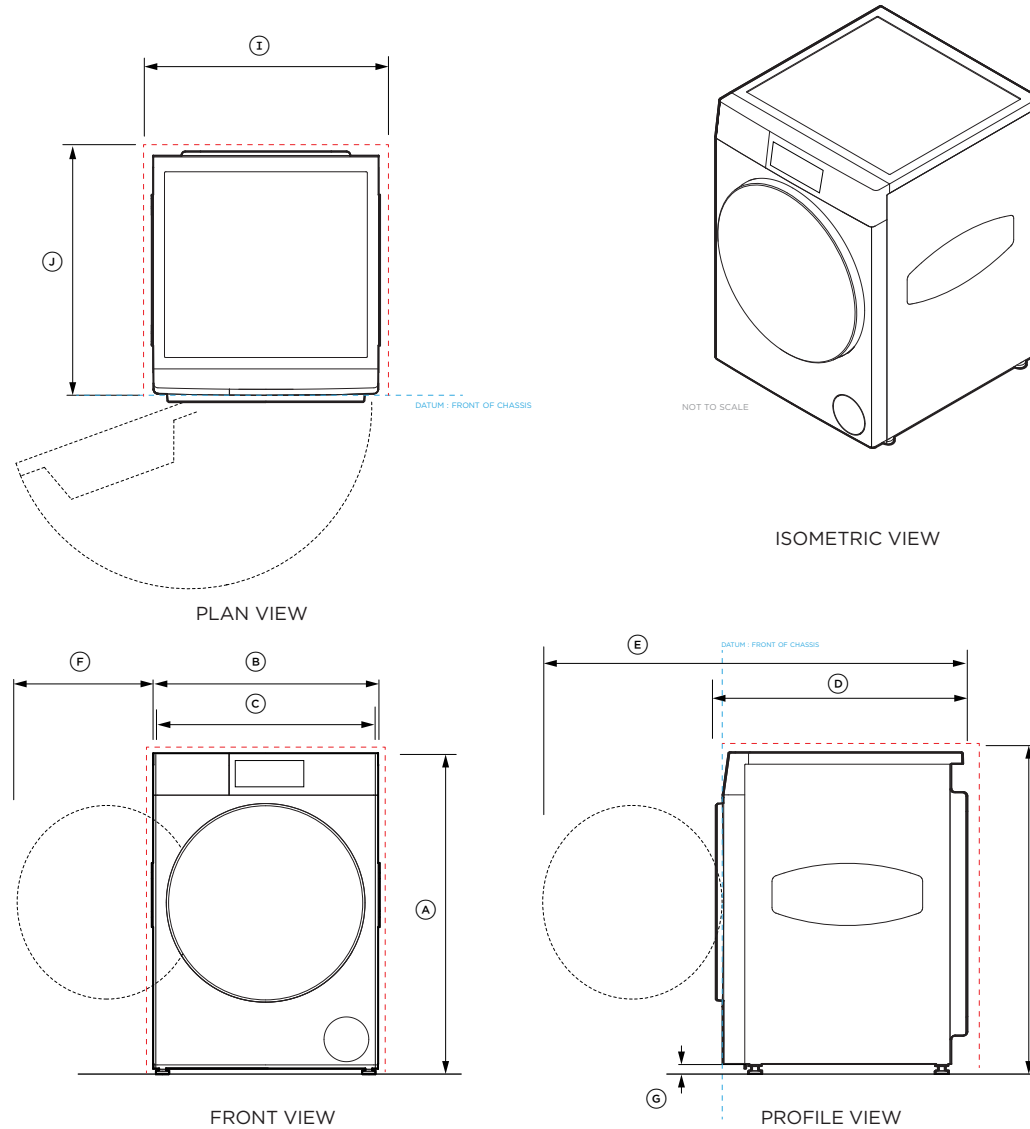
ISOMETRIC VIEW

	<b>mm</b>
Ⓐ Minimum height	1915
Ⓑ Minimum width	630
Ⓒ Minimum depth	700
Minimum visual gap to adjacent cabinetry and product*	15

\*Applies to sides and top

The models shown in this Planning Guide may not be available in all markets and are subject to change at any time. For the latest version of this document, please visit our website at fisherpaykel.com. Product specifications may vary from those shown. The Planning Guide is not intended to be used as installation guidance for any product. Detailed installation instructions are available on our website.

## DATA SHEETS



**Model no:**

- WH1260H5** Series 11 Front Loader Washing Machine, White
- WH1260HG5** Series 11 Front Loader Washing Machine, Graphite
- WH1260T5** Series 9 Front Loader Washing Machine, White
- WH1260TG5** Series 9 Front Loader Washing Machine, Graphite

Hinge Left Hand Side

Product Dimensions	mm
Ⓐ Overall height	850
Ⓑ Overall width including chassis form	602
Overall width excluding chassis form	595
Ⓒ Overall width front panel	592
Ⓓ Overall depth*	661
Ⓔ Depth with the door open	1146
Ⓕ Door clearance to adjacent wall	min 267
Ⓖ Height of adjustable mounted feet	max +10

\* Includes door when closed

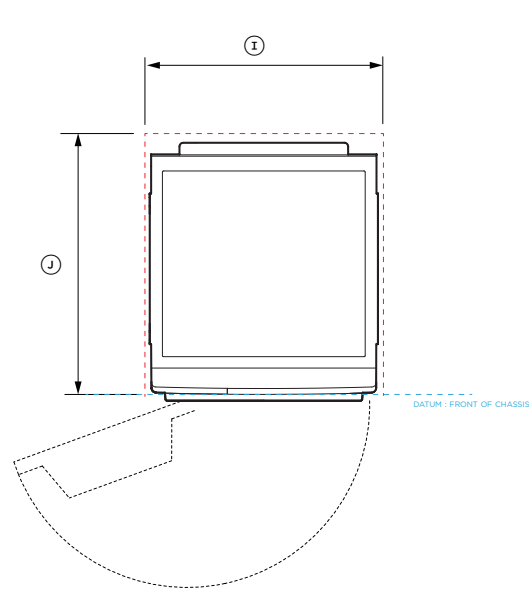
Cavity Dimensions: Standard Installation	mm
Ⓜ Minimum height of cavity*	865
Ⓢ Minimum width of cavity	622
Ⓣ Minimum depth of cavity	668
Minimum gap clearance to adjacent product or cabinetry**	15

\* Depends on feet adjustment

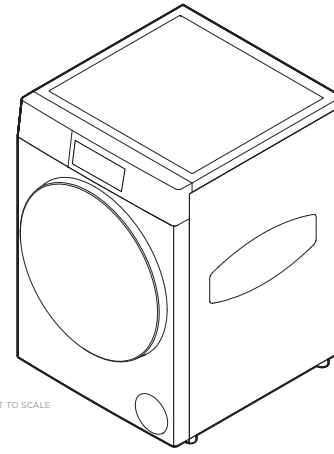
\*\* Applies to sides and top

----- INDICATES CABINETY / PRODUCT DATUM  
 ----- INDICATES CABINETY CLEARANCES  
 ----- INDICATES CUTOUT

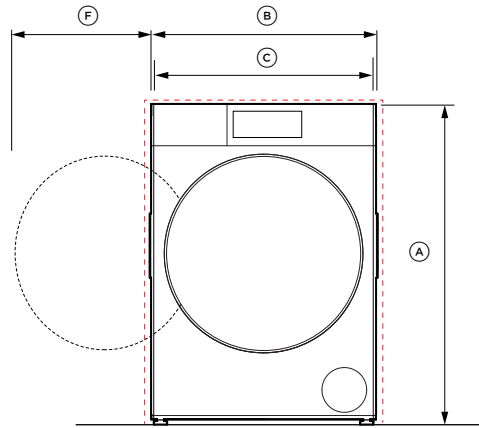
**IMPORTANT NOTE:** Throughout this guide, dimensions may vary by ±2mm (1/16"). Please read the installation manual for detailed information on installing the product. For full installation instructions & specifications visit [fisherpaykel.com](http://fisherpaykel.com)



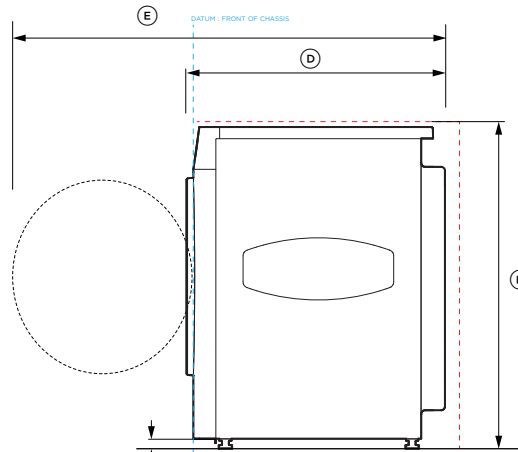
PLAN VIEW



ISOMETRIC VIEW



FRONT VIEW



PROFILE VIEW



**Model no:**

- DH1060H5 - Series 11 Heat Pump Dryer, Display, White
- DH1060HG5 - Series 11 Heat Pump Dryer, Display, Graphite
- DH1060T5 - Series 9 Heat Pump Dryer, Display, White
- DH1060TG5 - Series 9 Heat Pump Dryer, Display, Graphite

Right Hand Side Hinge

Product Dimensions	mm
Ⓐ Overall height	850
Ⓑ Overall width including chassis form	602
Overall width excluding chassis form	595
Ⓒ Overall width front panel	592
Ⓓ Overall depth	682
Ⓔ Depth with the door open	1167
Ⓕ Door clearance to adjacent wall	min 265
Ⓖ Height of adjustable mounted feet	min -5 max +5

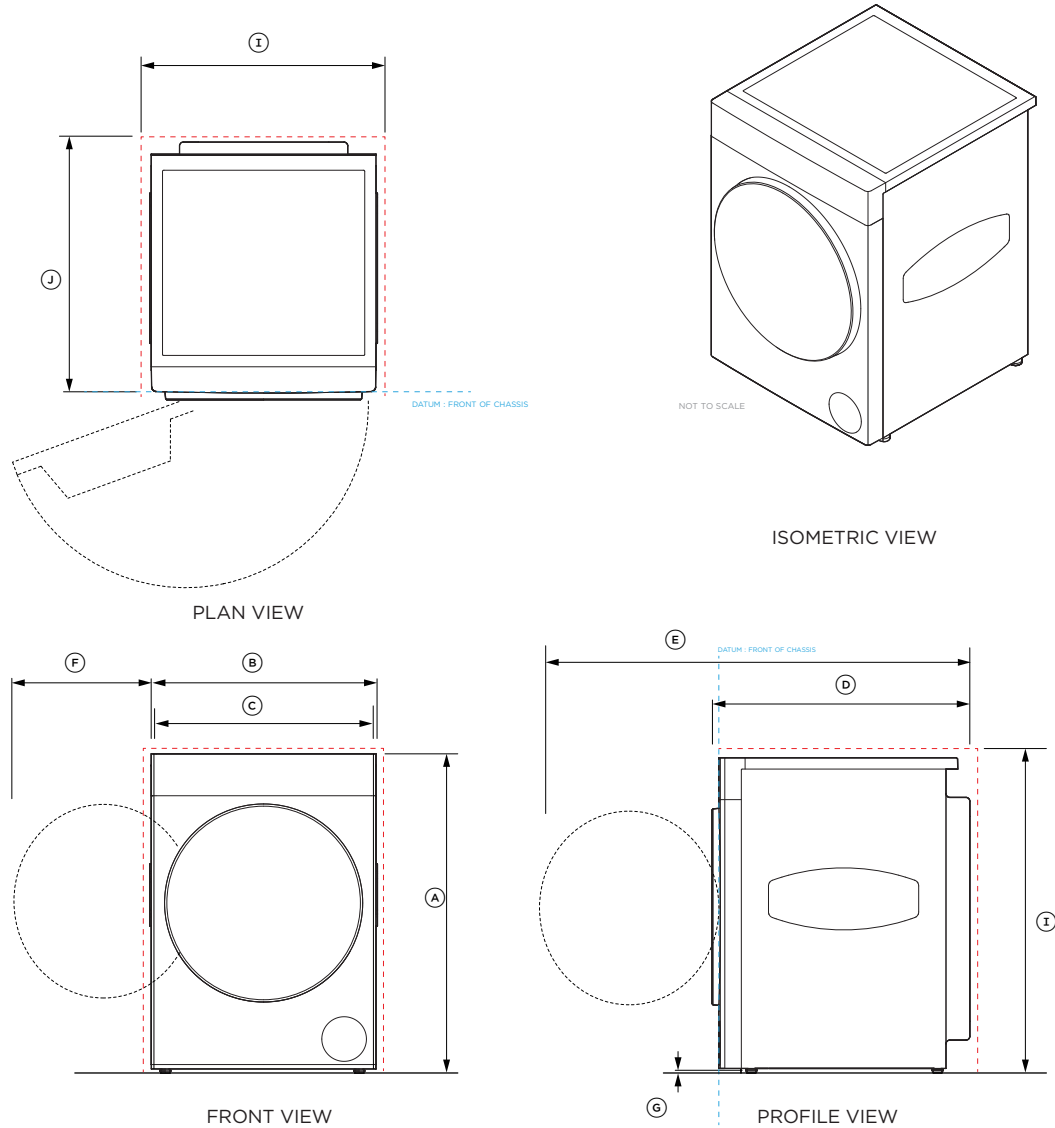
\* Includes door when closed

Cavity Dimensions: Standard Installation	mm
Ⓜ Minimum height of cavity*	865
Ⓣ Minimum width of cavity	622
Ⓛ Minimum depth of cavity	688
Minimum gap clearance to adjacent product or cabinetry**	15

\* Depends on feet adjustment  
\*\* Applies to sides and top

- INDICATES CABINETY / PRODUCT DATUM
- INDICATES CABINETY CLEARANCES
- INDICATES CUTOUT

IMPORTANT NOTE: Throughout this guide, dimensions may vary by ±2mm (1/16"). Please read the installation manual for detailed information on installing the product. For full installation instructions & specifications visit [fisherpaykel.com](http://fisherpaykel.com)



**Model no:**

DH1060HL5 - Series 11 Display-free Front Loader Washing Machine, White  
 DH1060HLG5 - Series 11 Display-free Front Loader Washing Machine, Graphite

Left Hand Side Hinge

Product Dimensions	mm
Ⓐ Overall height	850
Ⓑ Overall width including chassis form	602
Overall width excluding chassis form	595
Ⓒ Overall width front panel	592
Ⓓ Overall depth*	695
Ⓔ Depth with the door open	1255
Ⓕ Door clearance to adjacent wall	min 245
Ⓖ Height of adjustable mounted feet	max +5 min -5

\* Includes door when closed

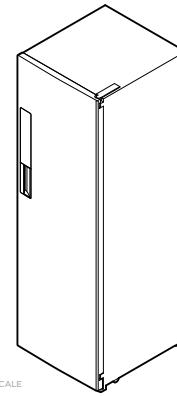
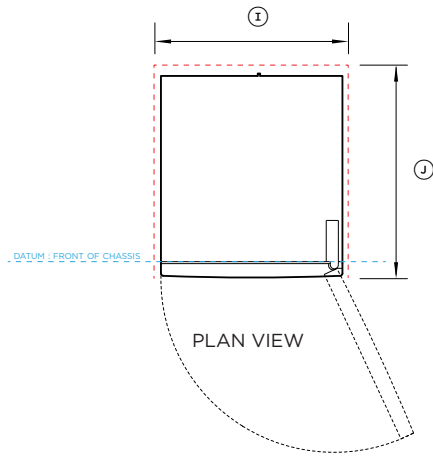
Cavity Dimensions: Standard Installation	mm
Ⓜ Minimum height of cavity*	865
Ⓨ Minimum width of cavity	622
Ⓦ Minimum depth of cavity	688
Minimum visual gap to adjacent product or cabinetry**	15

\* Depends on feet adjustment

\*\* Applies to sides and top

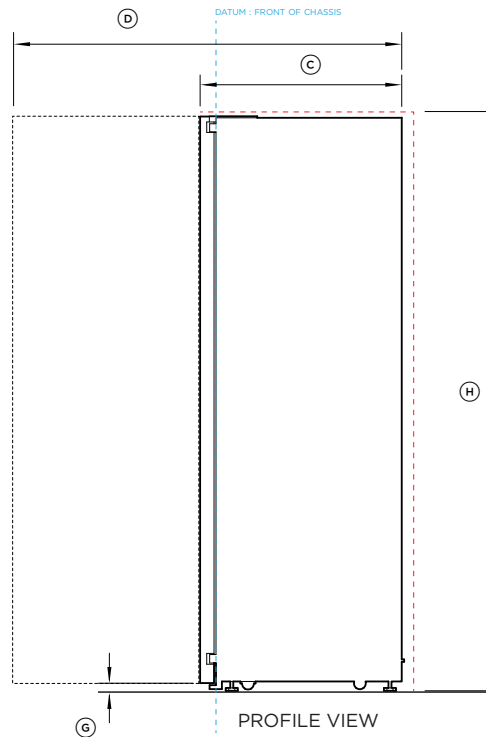
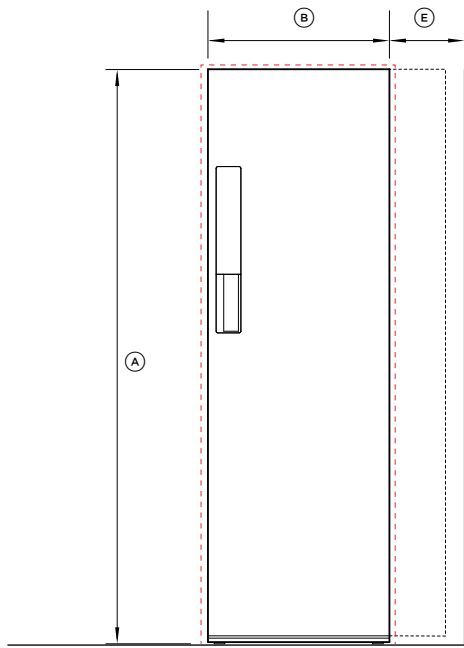
----- INDICATES CABINETRY / PRODUCT DATUM  
 - - - - - INDICATES CABINETRY CLEARANCES  
 - · - · - INDICATES CUTOUT

IMPORTANT NOTE: Throughout this guide, dimensions may vary by ±2mm (1/16"). Please read the installation manual for detailed information on installing the product. For full installation instructions & specifications visit [fisherpaykel.com](http://fisherpaykel.com)



NOT TO SCALE

ISOMETRIC VIEW



**Model no:**

FC1260H2 - Series 11 Fabric Care Cabinet, White  
 FC1260HG2 - Series 11 Fabric Care Cabinet, Graphite

Right Hand Side Hinge

Product Dimensions	mm
Ⓐ Overall height	1900
Ⓑ Overall width	600
Ⓒ Overall depth	663
Ⓓ Depth with the door open	1240
Ⓔ Door clearance to adjacent wall	min 235
Ⓕ Door thickness	
Ⓖ Height of adjustable mounted feet	max +12

Cavity Dimensions: Standard Installation	mm
Ⓗ Overall height of cavity*	1915
Ⓢ Minimum width of cavity	630
Ⓣ Minimum depth of cavity	700
Minimum gap clearance to adjacent product or cabinetry**	15

\* Depends on feet adjustment  
 \*\* Applies to sides and top

----- INDICATES CABINETRY / PRODUCT DATUM  
 - - - - - INDICATES CABINETRY CLEARANCES  
 - - - - - INDICATES CUTOUT

IMPORTANT NOTE: Throughout this guide, dimensions may vary by ±2mm (1/16"). Please read the installation manual for detailed information on installing the product. For full installation instructions & specifications visit [fisherpaykel.com](http://fisherpaykel.com)



## CONFIGURATIONS

**STACKED WITH PLINTH AND FABRIC CARE CABINET**

**Washing Machine**

<b>WH1260H5*</b>	White
<b>WH1260HG5*</b>	Graphite
<b>WH1260T5*</b>	White
<b>WH1260TG5*</b>	Graphite

\*Left Hand Hinge

**Display-free Heat Pump Dryer**

<b>DH1060HLS** ****</b>	White
<b>DH1060HLG5** ****</b>	Graphite

\*\*Left Hand Hinge, Reversible Hinge  
\*\*\*\*Inter-Product communication cable is included

**Fabric Care Cabinet**

<b>FC1260H2***</b>	White
<b>FC1260HG2***</b>	Graphite

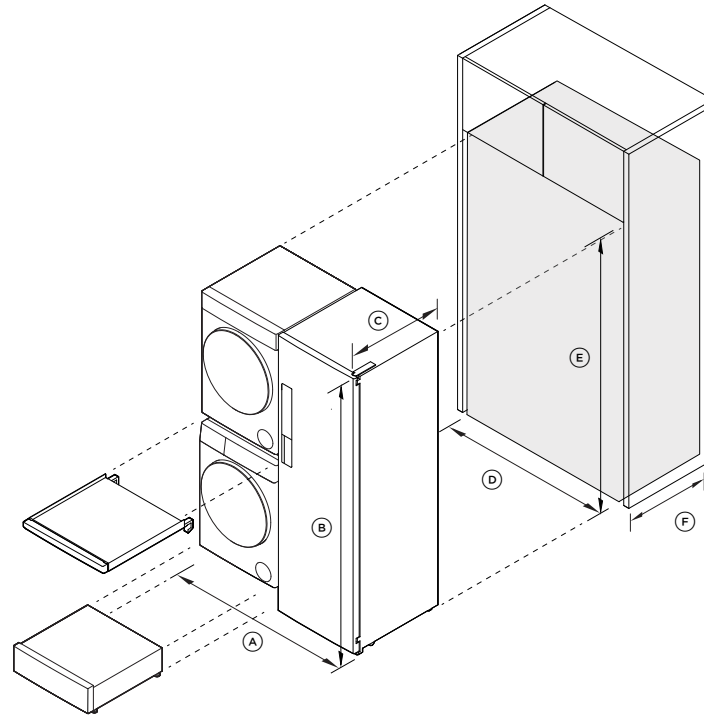
\*\*\*Right Hand Hinge

**Stacking Kit with Tray**

<b>ASKS60W5</b>	White
<b>ASKS60G5</b>	Graphite

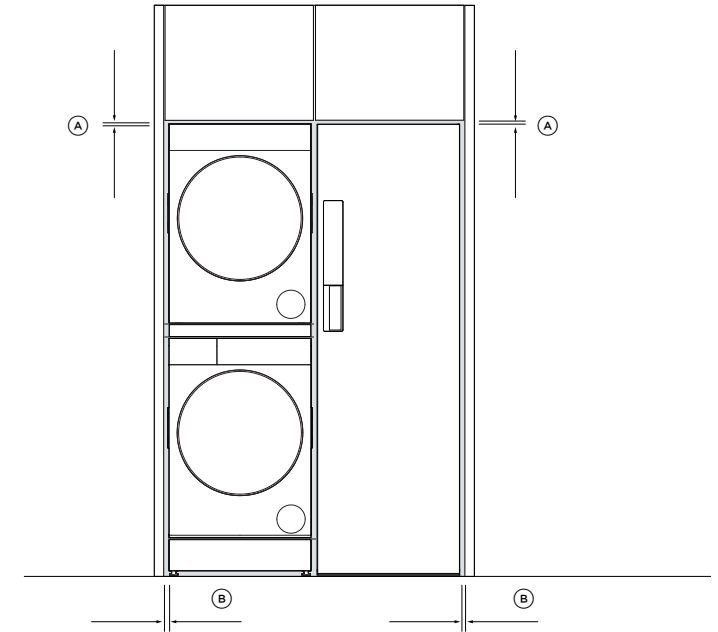
**Storage Plinth**

<b>FM2060S2</b>	White
<b>FM2060SG2</b>	Graphite



**INSTALLATION DIMENSION**

Product Dimensions	mm
(A) Overall products width Washer, Dryer, Plinth, Stacking Kit and Fabric Care Cabinet	1212
(B) Overall product height Washer, Dryer, Plinth, Stacking Kit and Fabric Care Cabinet	1900
(C) Overall product depth Washer, Dryer, Plinth, Stacking Kit and Fabric Care Cabinet	682
Cavity Dimensions	
(D) Overall cavity width	1237
(E) Overall cavity height	1915
(F) Overall cavity depth	700



**INSTALLATION DIMENSION**

Gaps	mm
(A) Minimum horizontal gap clearance*	10
Minimum Horizontal <i>visual gap</i> *	15
(B) Minimum vertical gap clearance*	10
Minimum Vertical gaps <i>visual gap</i> *	15

\*between adjacent product or cabinetry

The models shown in this Planning Guide may not be available in all markets and are subject to change at any time. Product specifications may vary from those shown. This Planning Guide should not be used as installation guidance for any product. Further information is required to safely and correctly install the products featured here. Specific installation guidance will be available with the product on delivery and on our website fisherpaykel.com

**STACKED WITH PLINTH AND 2X FABRIC CARE CABINETS**

**Washing Machine**

<b>WH1260H5*</b>	White
<b>WH1260HG5*</b>	Graphite
<b>WH1260T5*</b>	White
<b>WH1260TG5*</b>	Graphite

\*Left Hand Hinge

**Display-free Heat Pump Dryer**

<b>DH1060HL5** ****</b>	White
<b>DH1060HLG5** ****</b>	Graphite

\*\*Left Hand Hinge, Reversible Hinge  
 \*\*\*\*Inter-Product communication cable is included

**Fabric Care Cabinet**

<b>FC1260H2***</b>	White
<b>FC1260HG2***</b>	Graphite

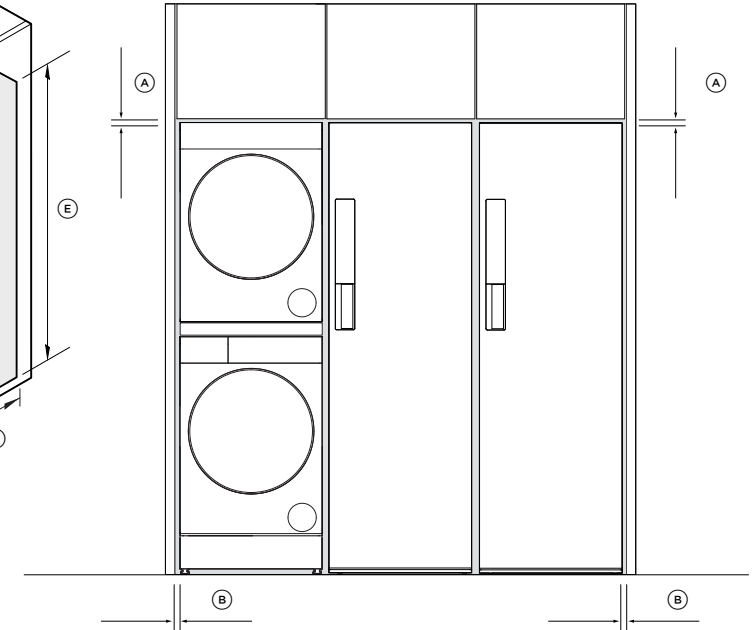
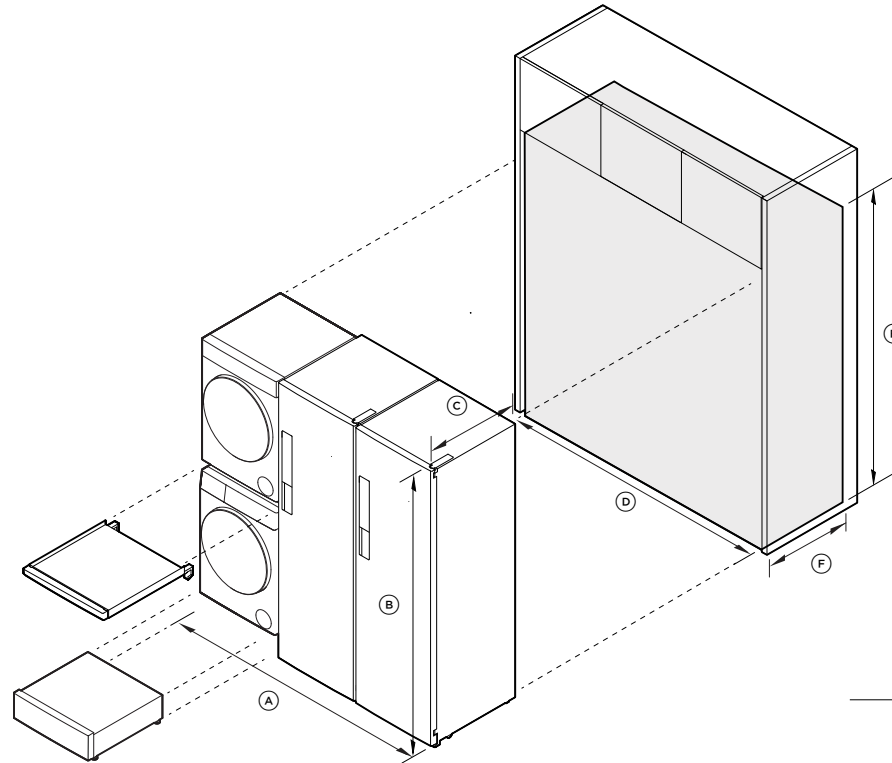
\*\*\*Right Hand Hinge

**Stacking Kit with Tray**

<b>ASKS60W5</b>	White
<b>ASKS60G5</b>	Graphite

**Storage Plinth**

<b>FM2060S2</b>	White
<b>FM2060SG2</b>	Graphite



**INSTALLATION DIMENSION**

Product Dimensions	mm
(A) Overall products width Washer, Dryer, Plinth, Stacking Kit and Fabric Care Cabinet	1827
(B) Overall product height Washer, Dryer, Plinth, Stacking Kit and Fabric Care Cabinet	1900
(C) Overall product depth Washer, Dryer, Plinth, Stacking Kit and Fabric Care Cabinet	682
Cavity Dimensions	
(D) Overall cavity width	1852
(E) Overall cavity height	1915
(F) Overall cavity depth	700

**INSTALLATION DIMENSION**

	mm
(A) Minimum horizontal gap clearance* Minimum Horizontal <i>visual gap</i> *	10 15
(B) Minimum vertical gap clearance* Minimum Vertical gaps <i>visual gap</i> *	10 15

\*between adjacent product or cabinetry

The models shown in this Planning Guide may not be available in all markets and are subject to change at any time. Product specifications may vary from those shown. This Planning Guide should not be used as installation guidance for any product. Further information is required to safely and correctly install the products featured here. Specific installation guidance will be available with the product on delivery and on our website fisherpaykel.com

**STACKED WITH PLINTH AND 2X FABRIC CARE CABINETS**

**Washing Machine**

**WH1260H5\*** White

**WH1260HG5\*** Graphite

**WH1260T5\*** White

**WH1260TG5\*** Graphite

\*Left Hand Hinge

**Heat Pump Dryer**

**DH1060H5\*\*** White

**DH1060HG5\*\*** Graphite

**DH1060T5\*\*** White

**DH1060TG5\*\*** Graphite

\*\*Right Hand Hinge,  
Reversible Hinge

**Fabric Care Cabinet**

**FC1260H2\*\*\*** White

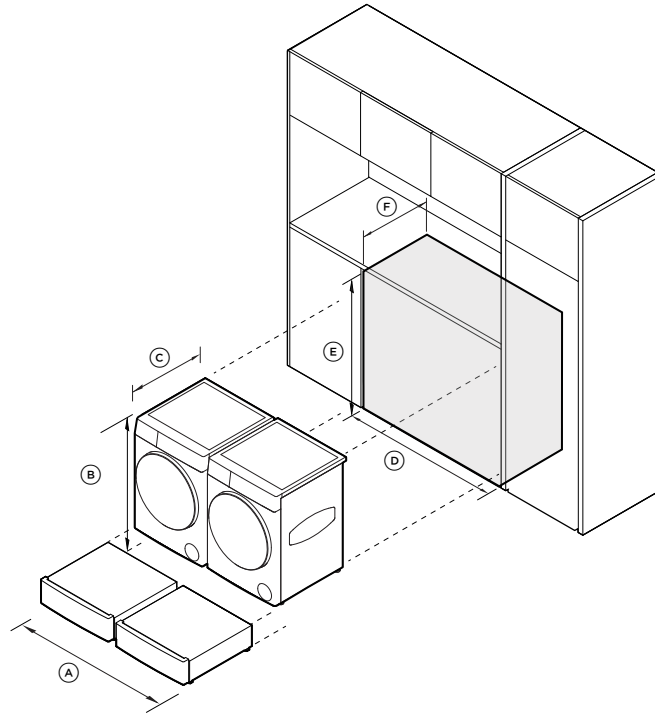
**FC1260HG2\*\*\*** Graphite

\*\*\*Right Hand Hinge

**Storage Plinth**

**FM2060S2** White

**FM2060SG2** Graphite



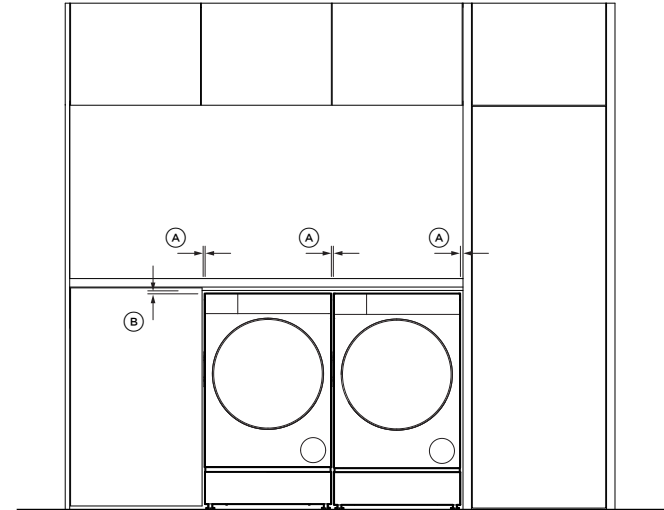
**INSTALLATION DIMENSION**

**Product Dimensions**

	<b>mm</b>
(A) Overall products width Washer, Dryer and Storage Plinths	1214
(B) Overall product height Washer and Dryer and Storage Plinths	1025
(C) Overall product depth Washer and Dryer and Storage Plinths	695

**Cavity Dimensions**

(D) Overall cavity width Washer, Dryer and Storage Plinths	1236
(E) Overall cavity height Washer, Dryer and Storage Plinths	1042
(F) Overall cavity depth Washer, Dryer and Storage Plinths	688



**INSTALLATION DIMENSION**

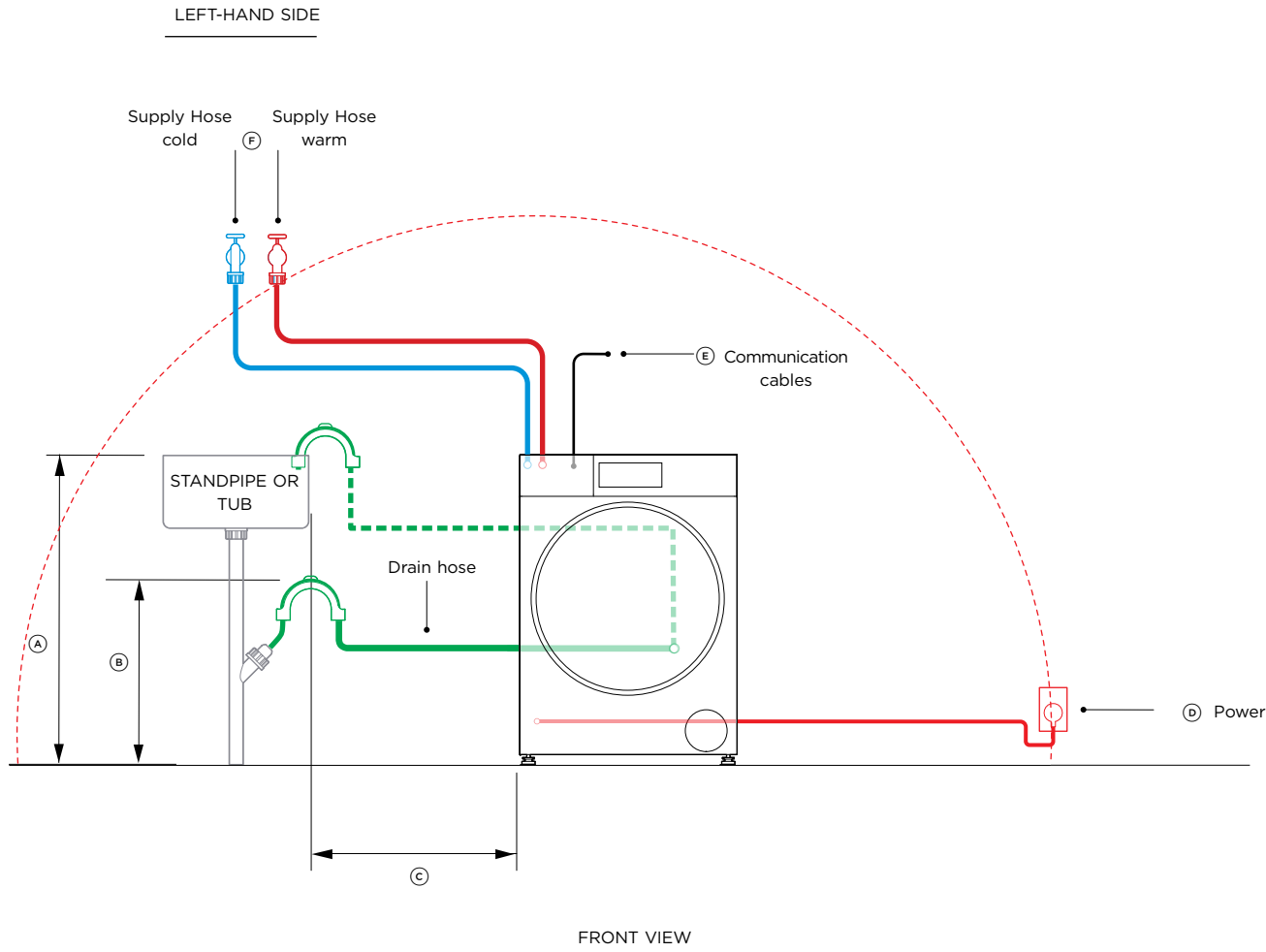
**Gaps**

	<b>mm</b>
(A) Minimum horizontal gap clearance* Minimum Horizontal <i>visual gap</i> *	10 15
(B) Minimum vertical gap clearance* Minimum Vertical gaps <i>visual gap</i> *	10 15

\*between adjacent product or cabinetry

The models shown in this Planning Guide may not be available in all markets and are subject to change at any time. Product specifications may vary from those shown. This Planning Guide should not be used as installation guidance for any product. Further information is required to safely and correctly install the products featured here. Specific installation guidance will be available with the product on delivery and on our website fisherpaykel.com

## SERVICES



**Maximum Distance of Hoses and Cords**

**Model nos:**

**WH1260H5** Series 11 Front Loader Washing Machine, White  
**WH1260HG5** Series 11 Front Loader Washing Machine, Graphite  
**WH1260T5** Series 9 Front Loader Washing Machine, White  
**WH1260TG5** Series 9 Front Loader Washing Machine, Graphite

**Product Dimensions**

	mm
Ⓐ Maximum standpipe or tub height	1000
With storage plinth	1200
Ⓑ Minimum standpipe or tub height	600
With storage plinth	800
Ⓒ Maximum distance to standpipe when located on the left	400
Maximum distance to standpipe when located on the right	1000
Ⓓ Maximum power cord length from power outlet	1400
Ⓔ Maximum communication cable length between products	1300

**Specifications**

**Electrical**

Supply	220 - 240 VAC, 50 Hz
Service	10 A
Outlet	3-prong grounding - type

**Plumbing**

Supply	Hose set provided
Pressure	Max. 1MPa (150psi) Min. 50KPa (7psi); Min 6 litres/min

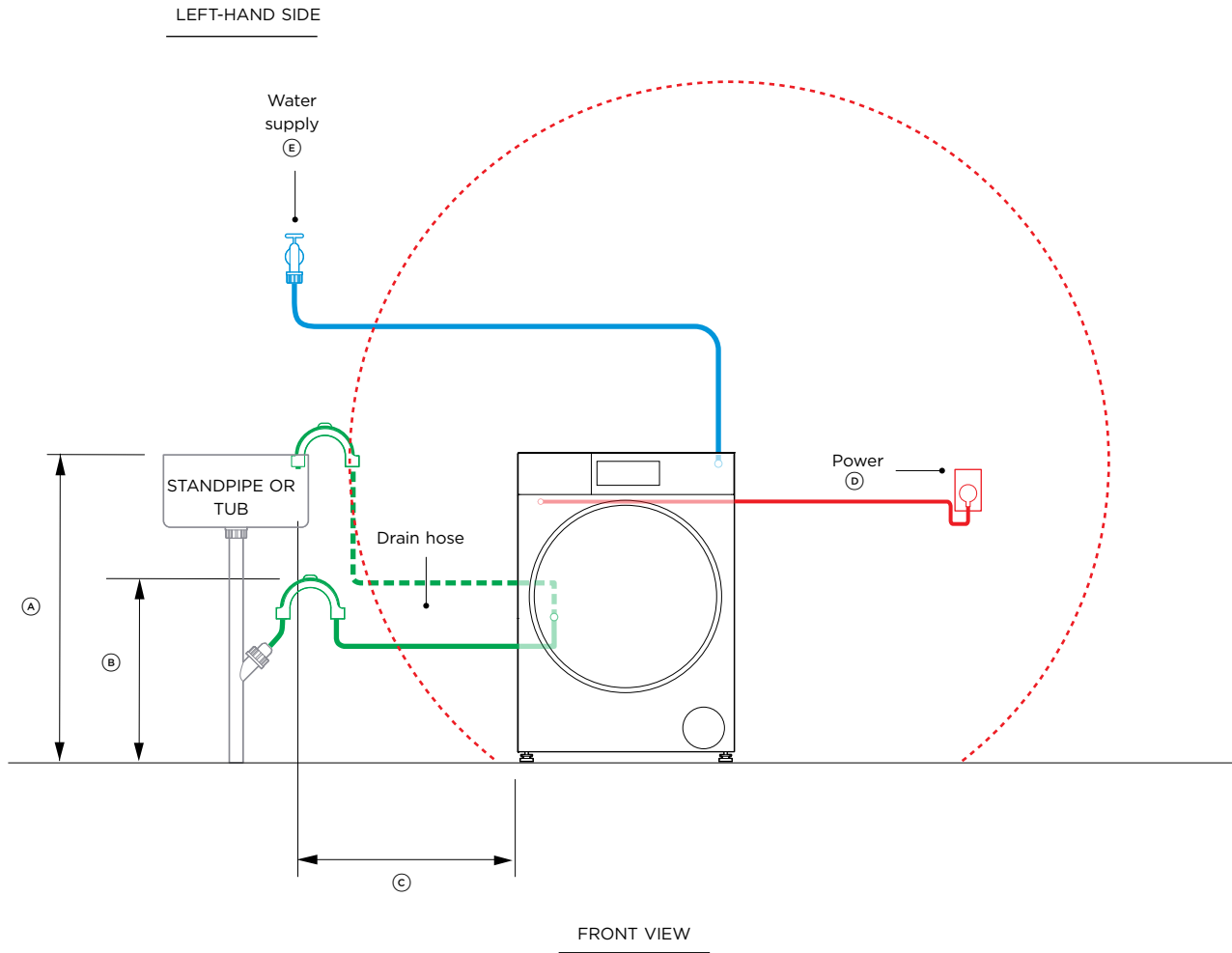
**NOTES:**

Connections may be located in an adjacent cabinet to either side of the washer. Ensure power will remain accessible following install to allow access for any future product maintenance.

A washer and dryer without separate cold-water inlets shall be no more than 900mm apart in order to use steam cycles on the dryer.

Multiple product installation requires the design of water and power outlets according to local regulations.

**IMPORTANT NOTE:** Throughout this guide, dimensions may vary by ±2mm (1/16"). Please read the installation manual for detailed information on installing the product. For full installation instructions & specifications visit [fisherpaykel.com](http://fisherpaykel.com)



**Maximum Distance of Hoses and Cords**

**Model nos:**

**DH1060H5** Series 11 Heat Pump Dryer, White  
**DH1060HG5** Series 11 Heat Pump Dryer, Graphite  
**DH1060T5** Series 9 Heat Pump Dryer, White  
**DH1060TG5** Series 9 Heat Pump Dryer, Graphite  
 (Display-free Heat Pump Dryer DH1060HL5 and DH1060HGL5 information refer to page 29)

Product Dimensions	mm
Ⓐ Maximum standpipe or tub height	1000
with storage plinth	1200
Ⓑ Minimum standpipe or tub height	600
with storage plinth	800
Ⓒ Maximum distance to standpipe when located on the left	1000
Maximum distance to standpipe when located on the right	400
Ⓓ Maximum power cord length from power outlet	1400
Ⓔ Maximum length water supply	600

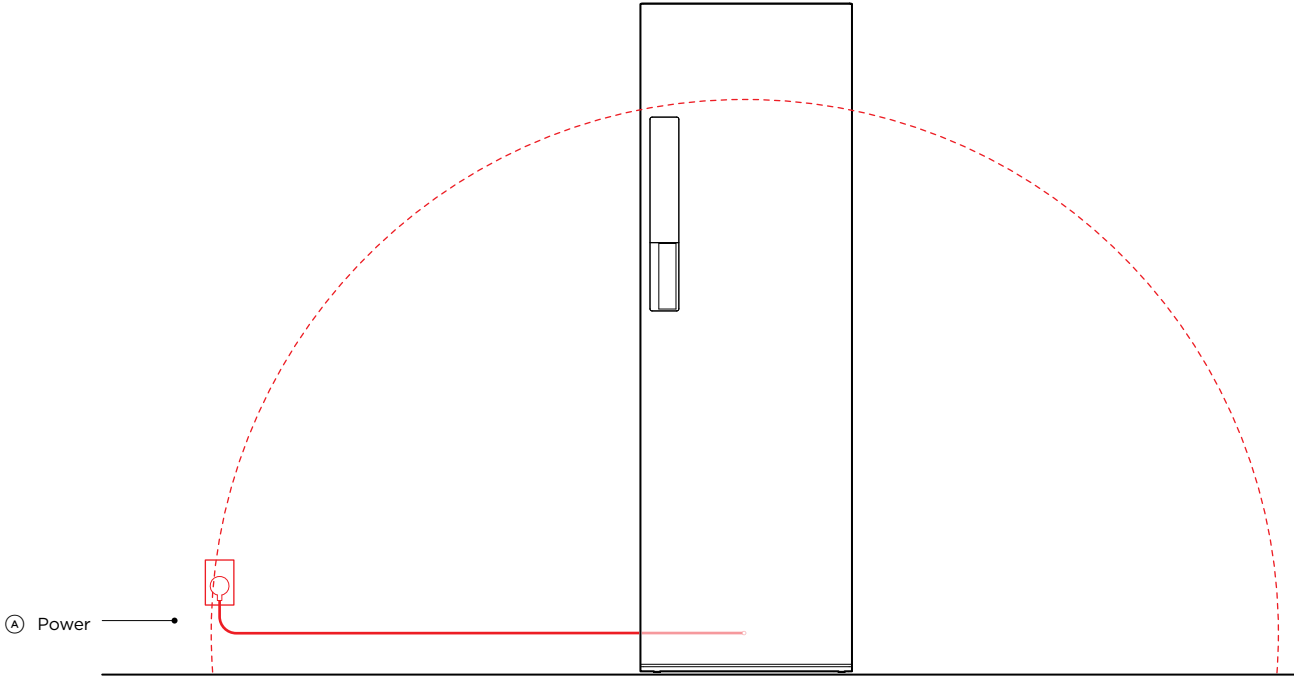
**Specifications**

Electrical	
Supply	220 - 240 VAC, 50 Hz
Service	10 A
Outlet	3-prong grounding-type
Plumbing	
Supply	Hose set provided
Pressure	Max. 1MPa (150psi) Min. 50KPa (7psi); Min 6 litres/min

**NOTES:**

Connections may be located in an adjacent cabinet to either side of dryer  
 A washer and dryer without separate cold-water inlets shall be no more than 900mm apart.  
 Ensure power will remain accessible following install to allow access for any future product maintenance.  
 Multiple product installation requires the design of water and power outlets according to local regulations.

**IMPORTANT NOTE:** Throughout this guide, dimensions may vary by ±2mm (1/16"). Please read the installation manual for detailed information on installing the product. For full installation instructions & specifications visit [fisherpaykel.com](http://fisherpaykel.com)



FRONT VIEW

**Maximum Distance Cords**

**Model nos:**  
FC1260H2 - Series 11 Fabric Care Cabinet, White  
FC1260HG2 - Series 11 Fabric Care Cabinet, Graphite

Product Dimensions	mm
Ⓐ Maximum power cord length from power outlet	1400

**Specifications**

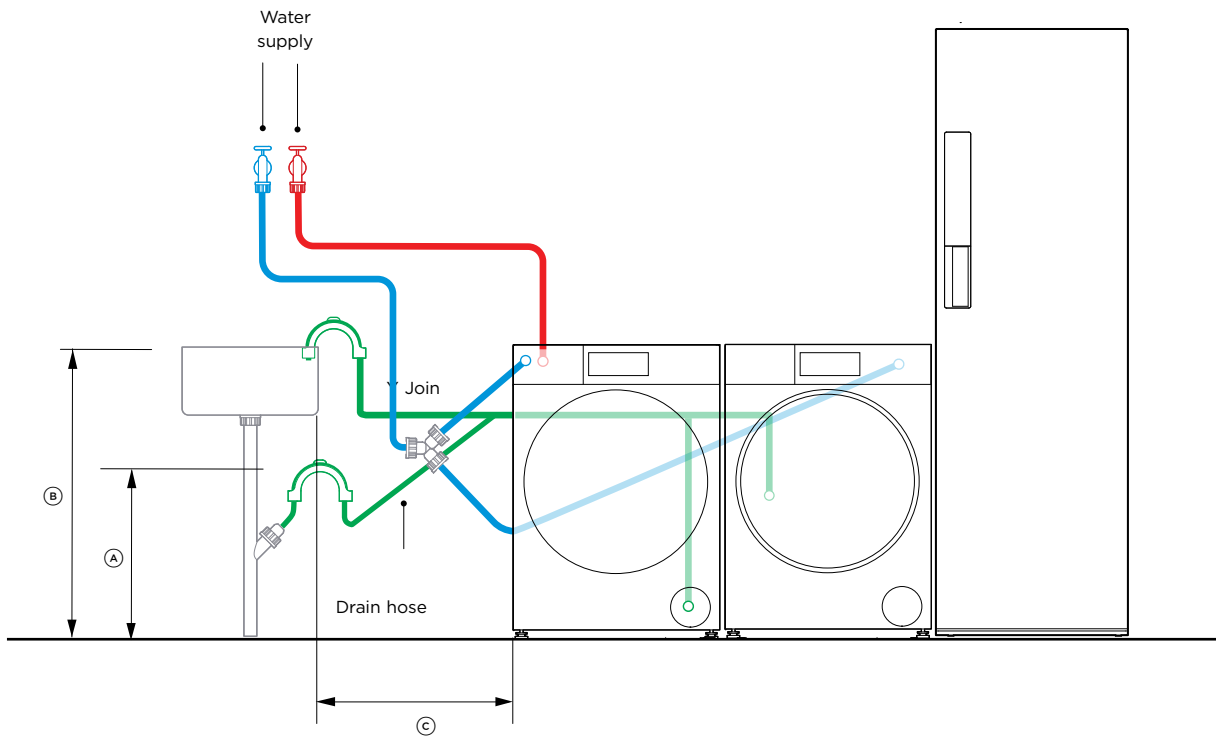
Electrical	
Supply	220 - 240 VAC, 50 Hz
Service	10 A
Outlet	3-prong grounding-type

**NOTES:**  
Connections may be located in an adjacent cabinet to either side of the cabinet

Ensure power will remain accessible following install to allow access for any future product maintenance.

Multiple product installation requires the design of water and power outlets according to local regulations.

**IMPORTANT NOTE:** Throughout this guide, dimensions may vary by ±2mm (1/16"). Please read the installation manual for detailed information on installing the product. For full installation instructions & specifications visit [fisherpaykel.com](http://fisherpaykel.com)



FRONT VIEW

**Maximum Distance of Water Supply and Drainage Hoses**

**Model nos:**

WH1260H5 - WH1260HG5 Series 11 Front Loader Washing Machine  
 WH1260T5 - WH1260TG5 - Series 9 Front Loader Washing Machine  
 DH1060H5 - DH1060HG5 Series 11 Heat Pump Dryer  
 DH1060T5 - DH1060TG5 - Series 9 Heat Pump Dryer  
 FC1260H2 - FC1260HG2 Series 11 Fabric Care Cabinet

**Product Dimensions**

	mm
Ⓐ Maximum standpipe or tub height	1000
with storage plinth	1200
Ⓑ Minimum standpipe or tub height	600
with storage plinth	800
Ⓒ Maximum distance to standpipe from washer and dryer	400

**Specifications (per product)**

**Electrical**

Supply	220 - 240 VAC, 50 Hz
Service	10 A
Outlet	3-prong grounding-type

**Plumbing**

Supply	Hose set provided
Pressure	Max. 1MPa (150psi) Min. 50KPa (7psi); Min 6 litres/min

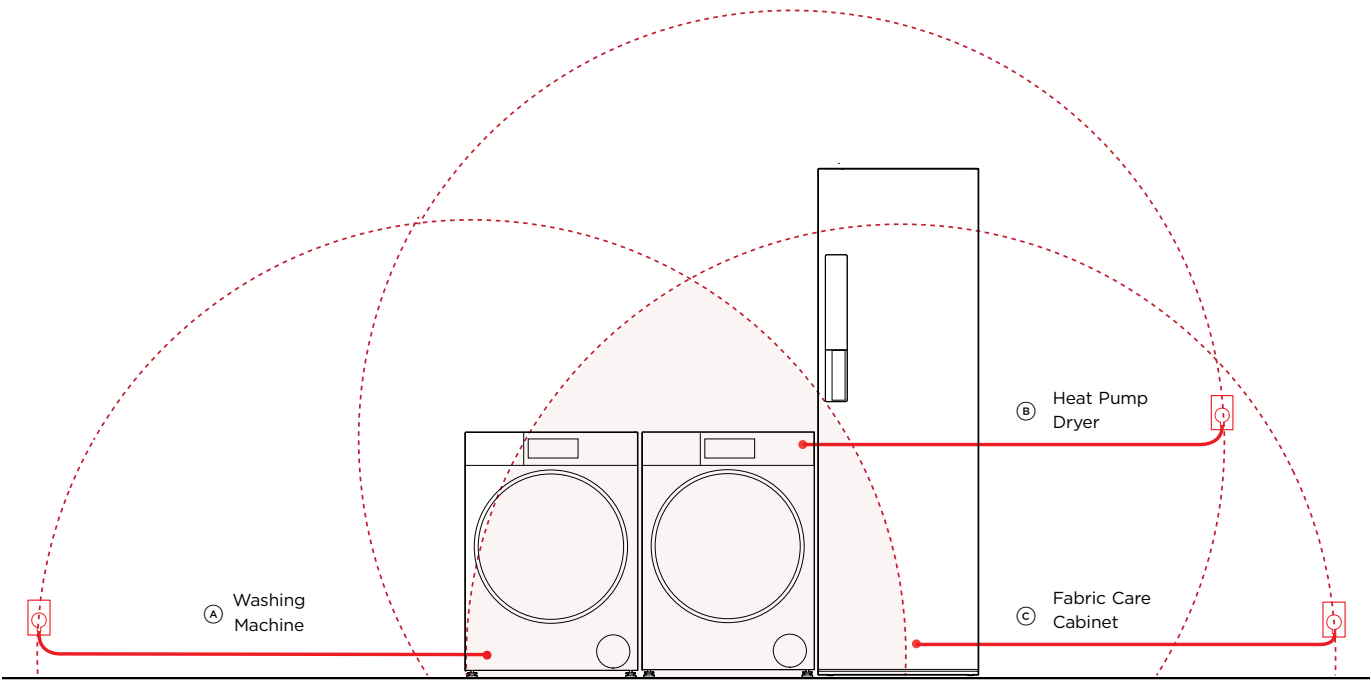
**NOTES:**

Connections may be located in an adjacent cabinet to either side of dryer

A washer and dryer without separate cold-water inlets shall be no more than 900mm apart.

Multiple product installation requires the design of water and power outlets according to local regulations.

**IMPORTANT NOTE:** Throughout this guide, dimensions may vary by ±2mm (1/16"). Please read the installation manual for detailed information on installing the product. For full installation instructions & specifications visit [fisherpaykel.com](http://fisherpaykel.com)



FRONT VIEW

**Maximum Distance of Power Cords**

**Model nos:**

WH1260H5 - WH1260HG5 Series 11 Front Loader Washing Machine  
 WH1260T5 - WH1260TG5 - Series 9 Front Loader Washing Machine  
 DH1060H5 - DH1060HG5 Series 11 Heat Pump Dryer  
 DH1060T5 - DH1060TG5 - Series 9 Heat Pump Dryer  
 FC1260H2 - FC1260HG2 Series 11 Fabric Care Cabinet

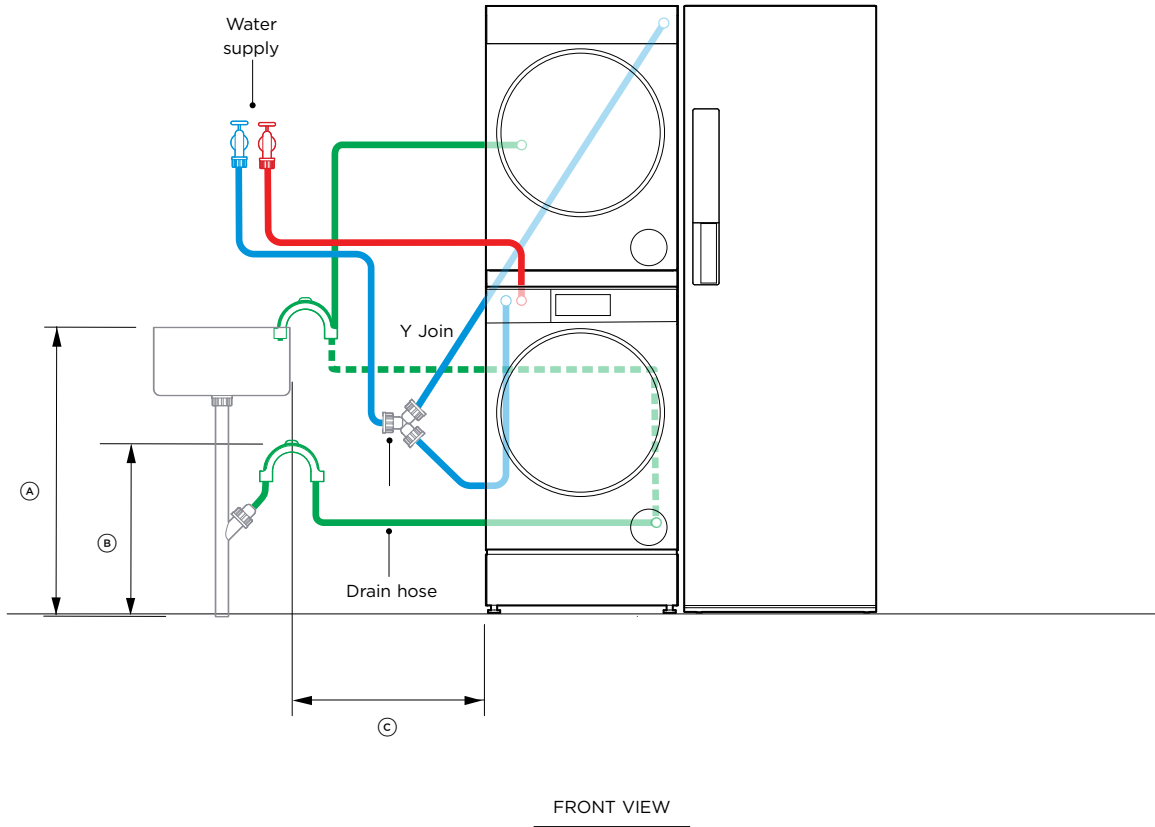
**Product Dimensions**

	<b>mm</b>
Ⓐ Maximum power cord length from power outlet	1400
Ⓑ Maximum power cord length from power outlet	1400
Ⓒ Maximum power cord length from power outlet	1400

**NOTES:**

Connections may be located in an adjacent cabinet to either side of dryer  
 Ensure power will remain accessible following install to allow access for any future product maintenance.  
 Multiple product installation requires the design of water and power outlets according to local regulations.

**IMPORTANT NOTE:** Throughout this guide, dimensions may vary by ±2mm (1/16"). Please read the installation manual for detailed information on installing the product. For full installation instructions & specifications visit [fisherpaykel.com](http://fisherpaykel.com)



**Maximum Distance of Water Supply and Drainage Hoses**

**Model nos:**

WH1260H5 - WH1260HG5 Series 11 Front Loader Washing Machine  
 WH1260T5 - WH1260TG5 - Series 9 Front Loader Washing Machine  
 DH1060HL5 - DH1060HGL5 Series 11 Heat Pump Dryer  
 FC1260H2 - FC1260HG2 Series 11 Fabric Care Cabinet

**Product Dimensions**

	<b>mm</b>
Ⓐ Maximum standpipe or tub height with storage plinth	1000 1200
Ⓑ Minimum standpipe or tub height with storage plinth	600 800
Ⓒ Maximum distance to standpipe from washer and dryer	400

**Specifications (per product)**

**Electrical**

Supply	220 - 240 VAC, 50 Hz
Service	10 A
Outlet	3-prong grounding-type

**Plumbing**

Supply	Hose set provided
Pressure	Max. 1MPa (150psi) Min. 50KPa (7psi); Min 6 litres/min

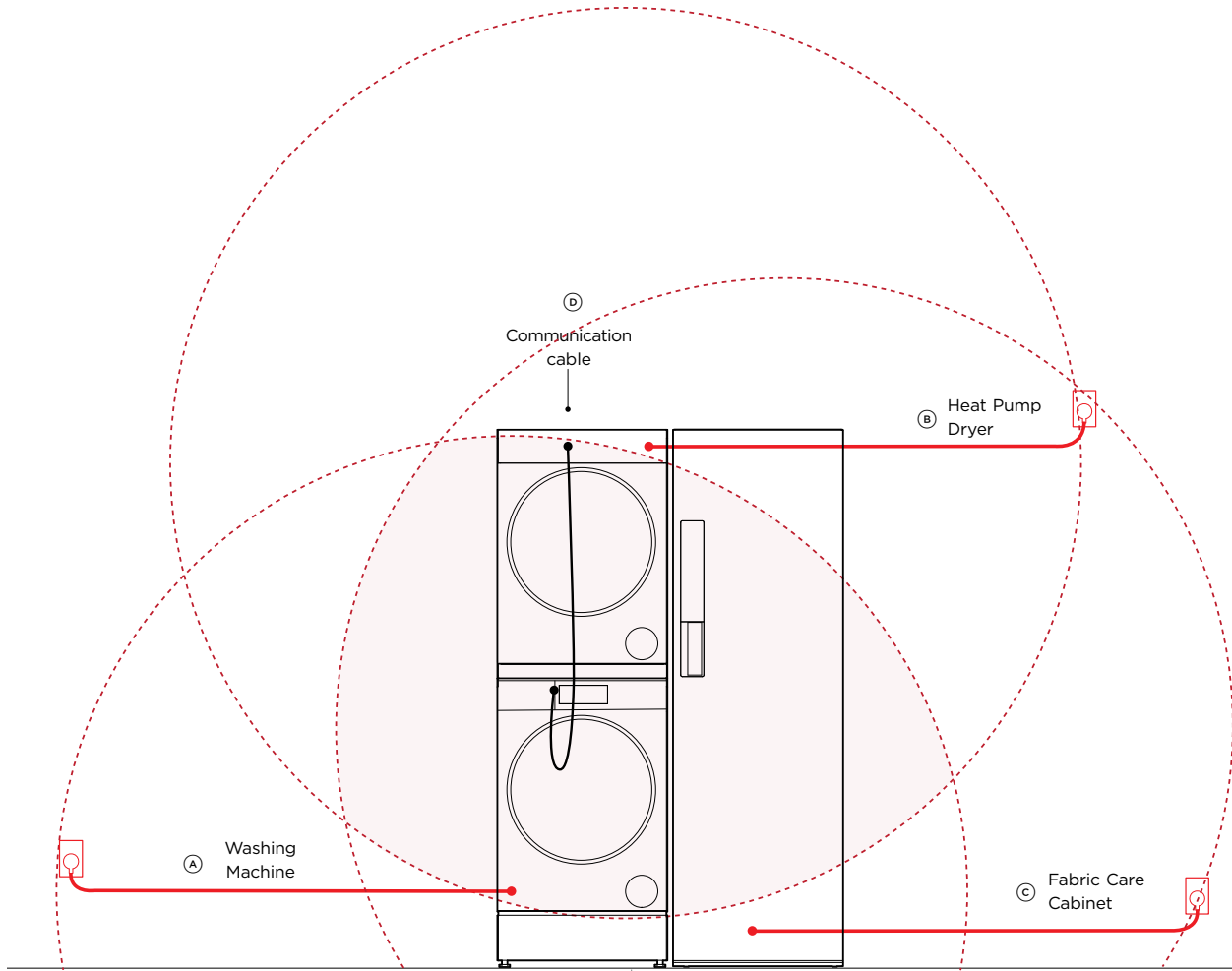
**NOTES:**

Connections may be located in an adjacent cabinet to either side of dryer

A washer and dryer without separate cold-water inlets shall be no more than 900mm apart.

Multiple product installation requires the design of water and power outlets according to local regulations.

**IMPORTANT NOTE:** Throughout this guide, dimensions may vary by ±2mm (1/16"). Please read the installation manual for detailed information on installing the product. For full installation instructions & specifications visit [fisherpaykel.com](http://fisherpaykel.com)



FRONT VIEW

**Maximum Distance of Power and Communication Cord**

**Model nos:**

WH1260H5 - WH1260HG5 Series 11 Front Loader Washing Machine  
 WH1260T5 - WH1260TG5 - Series 9 Front Loader Washing Machine  
 DH1060HL5 - DH1060HGL5 Series 11 Heat Pump Dryer  
 FC1260H2 - FC1260HG2 Series 11 Fabric Care Cabinet

Maximum Cord Length	mm
A Washer	1400
B Dryer	1400
C Fabric Care Cabinet	1400
D Communication Cable	1300

**NOTES:**

Connections may be located in an adjacent cabinet to either side of dryer  
 Ensure power will remain accessible following install to allow access for any future product maintenance.  
 Multiple product installation requires the design of water and power outlets according to local regulations.

**IMPORTANT NOTE:** Throughout this guide, dimensions may vary by  $\pm 2\text{mm}$  (1/16"). Please read the installation manual for detailed information on installing the product. For full installation instructions & specifications visit [fisherpaykel.com](http://fisherpaykel.com)

