

FISHER & PAYKEL

DATA SHEET

36" Professional Freestanding Range - Dual Fuel

Model no:

RDV3-366

(refer page 4 for metric measurements)

Product Dimensions	in
Ⓐ Height of range (from floor to cooktop, excluding grates and rear trim)	min 35 3/4" max 36 3/4"
Ⓑ Overall width of range	35 7/8"
Ⓒ Overall depth of range (excluding handle and dials)	29 1/8"
Ⓓ Depth from rear of chassis to cabinetry face - projecting	25 3/8"
Ⓔ Depth from rear of chassis to cabinetry face - flush	27 11/16"
Ⓕ Height from countertop to top of pan supports	1 9/16"
Ⓖ Height of rear trim	1 3/4"
Ⓗ Depth of rear trim	2 7/8"
Ⓘ Height from countertop to bottom of control panel	7 3/4"
Ⓚ Height from countertop to top of door	8 1/8"
Ⓛ Height from countertop to centre of handle	9 7/16"
Ⓜ Height from countertop to bottom of door	29"
Ⓝ Height from countertop to top of lower panel	29 15/16"
Ⓞ Height from countertop to bottom of lower panel	33 5/8"
Ⓟ Thickness of handle (not including standoffs)	1 1/4"
Ⓠ Width of handle (including standoffs)	35 1/8"
Ⓡ Depth of handle (measured from front of door)	2 7/8"
Ⓢ Depth of front of cooktop to control panel	1 7/16"
Ⓣ Height of cooktop front face	1 3/8"
Ⓤ Height from top of cooktop to control panel	2"
Ⓡ Depth of open door to cabinetry face - flush	19 1/8"
Ⓢ Adjustable feet height	min 1/2" max 1 1/2"

Cavity Dimensions	mm
Overall width of cavity	min 36"
Overall depth of cavity for projecting control panel	max 25 3/8"
Overall depth of cavity for flush control panel	max 27 11/16"

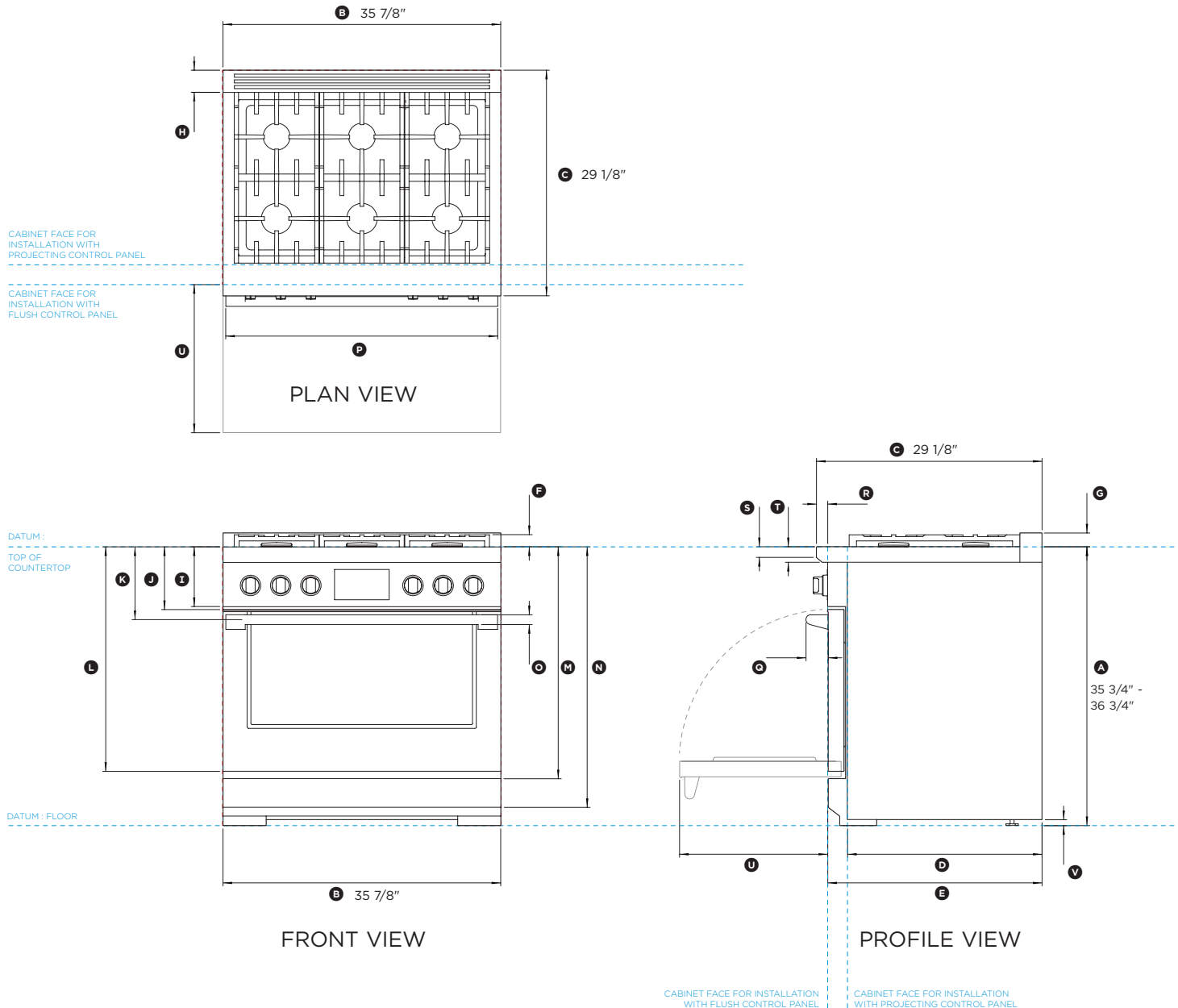
Maximum height of from floor to countertop	
- for level counter	35 3/4"
- with range levelling legs fully extended	36 3/4"

IMPORTANT NOTE: For full installation and clearance details please refer to our installation manual.

INDICATES CAVITY CLEARANCES -----
INDICATES PRODUCT DATUM - - - - -

DATE: 14.07.2020

IMPORTANT NOTE: Throughout this guide, dimensions may vary by ±2mm (1/16"). Please read the installation manual for detailed information on installing the product. For full installation instructions & specifications visit fisherpaykel.com



0 5 10 20
inches

FISHER & PAYKEL

DATA SHEET

36" Professional Freestanding Range - Dual Fuel

Model no:

RDV3-366

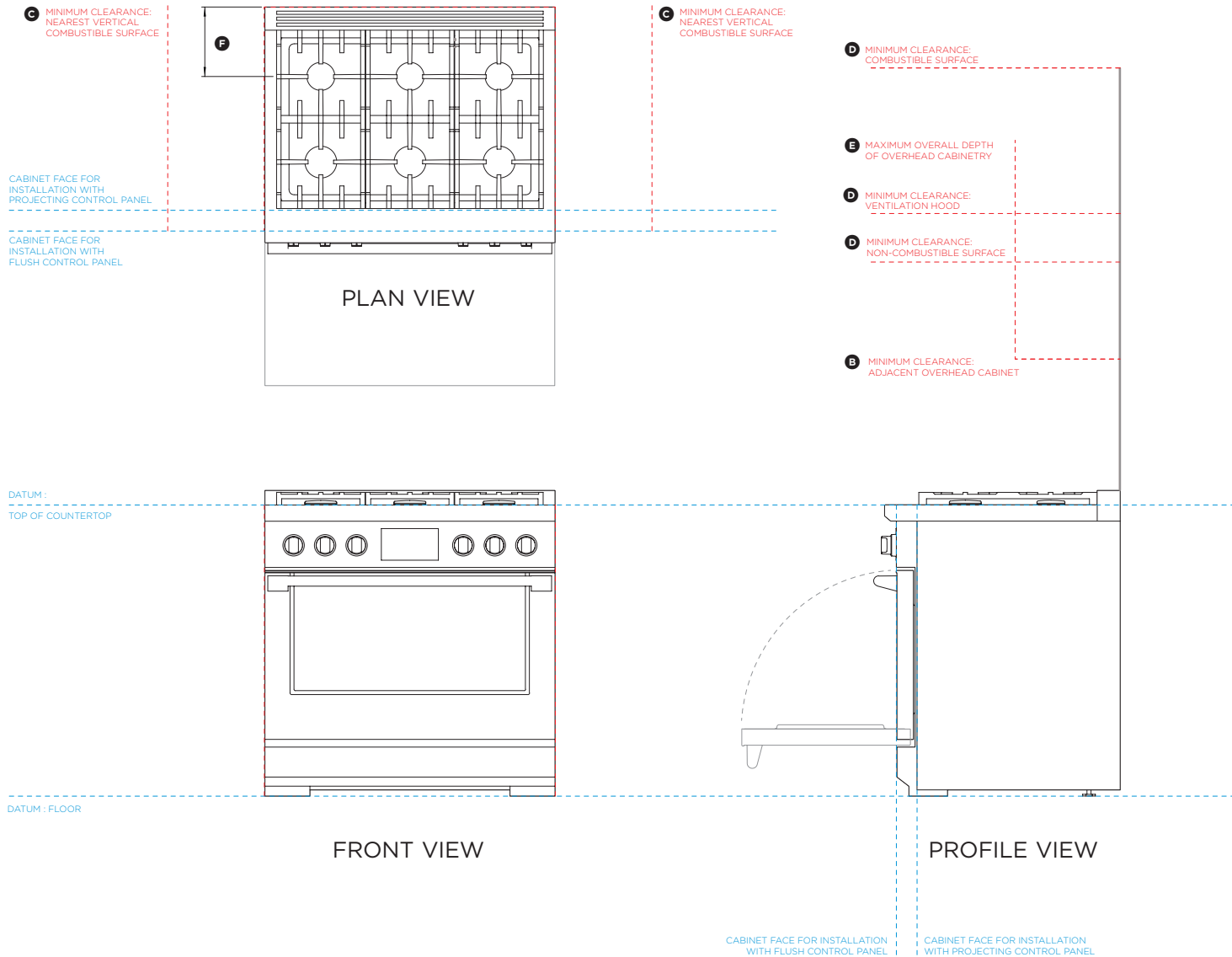
(refer page 5 for metric measurements)

Clearance Dimensions

	in
Ⓐ Minimum width of ventilation hood installed above range - not shown*	36"
Ⓑ Minimum vertical distance between countertop and cabinet extending above counter	18"
Ⓒ Minimum clearance from left and right of range to nearest vertical combustible surface	12"
Ⓓ Minimum clearance from cooking surface to: - combustible surface centered above the cooking surface - combustible covering for ventilation hood centered above the cooking surface - non-combustible surface** centered above the cooking surface	54" 36" 30"
Ⓔ Maximum overall depth of overhead cabinetry	13"
Ⓕ Distance from center of rear burner to rear of product	8 5/8"

*IMPORTANT NOTE: For full installation and clearance details please refer to our installation manual.

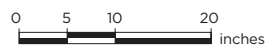
**Non-combustible surfaces: as defined in 'National Fuel Gas Code' (ANSI Z223.1, Current Edition). Clearances from non-combustible materials are not part of the ANSI Z21.1 scope and are not certified by UL. Clearances of less than 6" (152mm) must be approved by the local codes and/or by the local authority having jurisdiction.



INDICATES CLEARANCES - - - - -
INDICATES PRODUCT DATUM - - - - -

DATE: **14.08.2020**

IMPORTANT NOTE: Throughout this guide, dimensions may vary by ±2mm (1/16"). Please read the installation manual for detailed information on installing the product. For full installation instructions & specifications visit fisherpaykel.com



FISHER & PAYKEL

DATA SHEET

36" Professional Freestanding Range - Dual Fuel

Model no:

RDV3-366

(refer page 6 for metric measurements)

Specifications

Oven Total Capacity 4.8 cu.ft

Electrical

Supply 120/240 VAC, 60Hz

Service 30 amp circuit

Max Current Draw 29 A

Receptacle 4-prong grounding type [NEMA 14-50P plug]

Gas

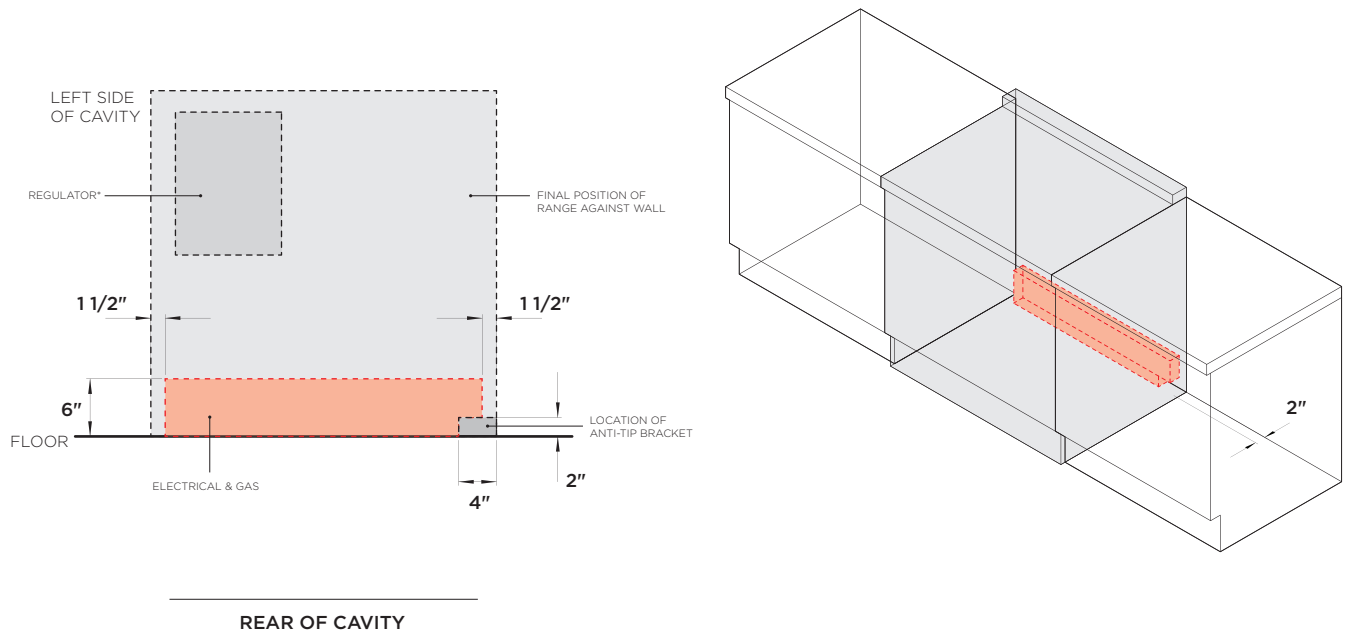
Types Natural Gas 6" to 9" W.C

LP Propane 11" to 14" W.C

Connection 1/2" NPT Minimum 5/8" dia. flex line

*Regulator location may vary depending on model.

IMPORTANT NOTE: For full installation and connection details please refer to our installation manual.



DATE: 14.08.2020

IMPORTANT NOTE: Throughout this guide, dimensions may vary by ±2mm (1/16"). Please read the installation manual for detailed information on installing the product. For full installation instructions & specifications visit fisherpaykel.com

FISHER & PAYKEL

DATA SHEET

36" Professional Freestanding Range - Dual Fuel

Model no:

RDV3-366

(refer page 1 for imperial measurements)

Product Dimensions	mm
Ⓐ Height of range (from floor to cooktop, excluding grates and rear trim)	min 908 max 933
Ⓑ Overall width of range	911
Ⓒ Overall depth of range (excluding handle and dials)	740
Ⓓ Depth from rear of chassis to cabinetry face - projecting	644
Ⓔ Depth from rear of chassis to cabinetry face - flush	703
Ⓕ Height from countertop to top of pan supports	40
Ⓖ Height of rear trim	45
Ⓗ Height of rear trim	73
Ⓘ Height from countertop to bottom of control panel	196
Ⓚ Height from countertop to top of door	206
Ⓛ Height from countertop to centre of handle	239
Ⓜ Height from countertop to bottom of door	737
Ⓝ Height from countertop to top of lower panel	761
Ⓞ Height from countertop to bottom of lower panel	855
Ⓟ Thickness of handle (not including standoffs)	32
Ⓠ Width of handle (including standoffs)	892
Ⓡ Depth of handle (measured from front of door)	73
Ⓢ Depth of front of cooktop to control panel	37
Ⓣ Height of cooktop front face	35
Ⓤ Height from top of cooktop to control panel	51
Ⓡ Depth of open door to cabinetry face - flush	486
Ⓢ Adjustable feet height	min 13 max 38

Cavity Dimensions	mm
Overall width of cavity	min 914
Overall depth of cavity for projecting control panel	max 644
Overall depth of cavity for flush control panel	max 703

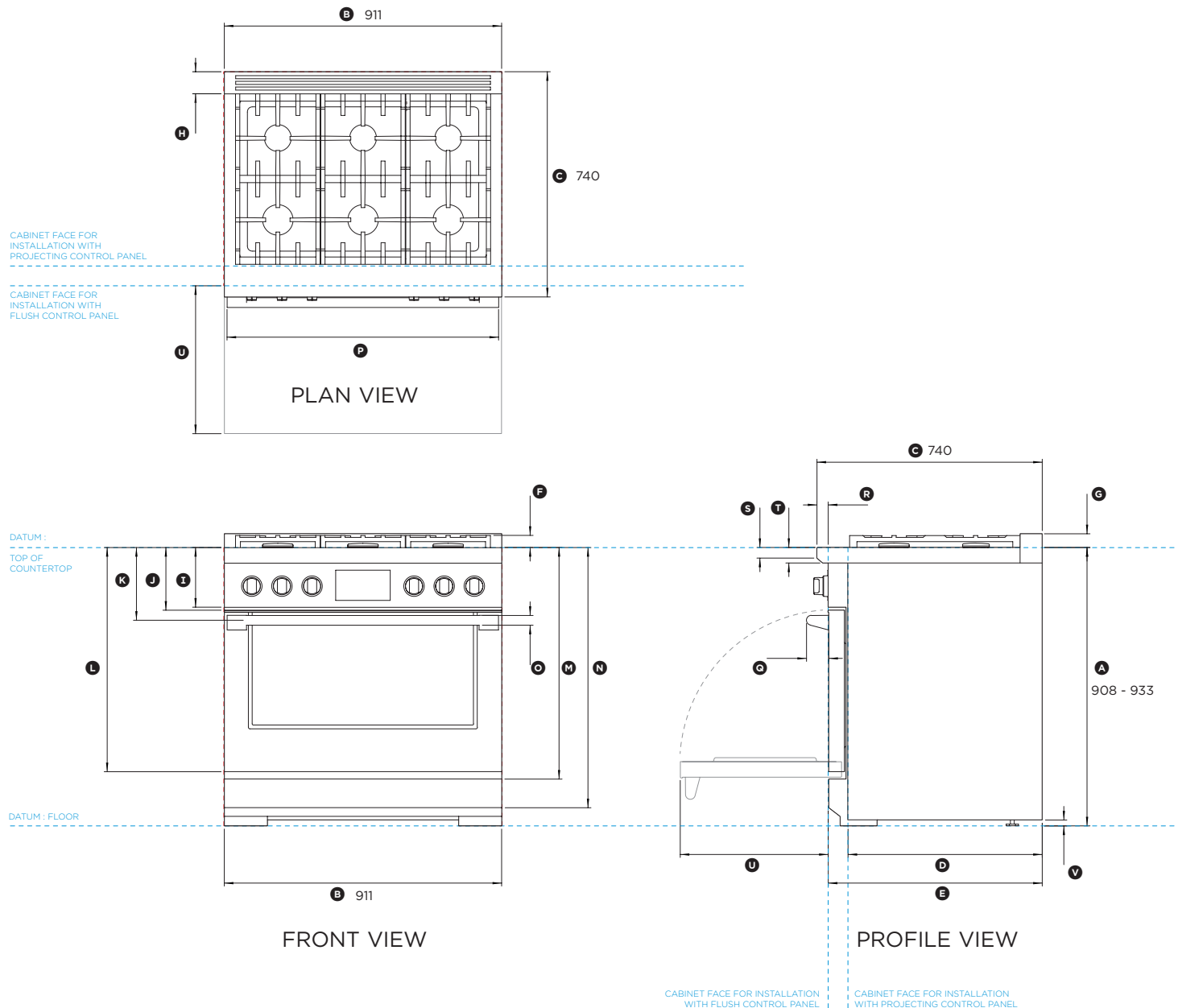
Maximum height of from floor to countertop	
- for level counter	908
- with range levelling legs fully extended	933

IMPORTANT NOTE: For full installation and clearance details please refer to our installation manual.

INDICATES CAVITY CLEARANCES -----
INDICATES PRODUCT DATUM - - - - -

DATE: 14.07.2020

IMPORTANT NOTE: Throughout this guide, dimensions may vary by ±2mm (1/16"). Please read the installation manual for detailed information on installing the product. For full installation instructions & specifications visit fisherpaykel.com



0 100 200 400
millimetres

FISHER & PAYKEL

DATA SHEET

36" Professional Freestanding Range - Dual Fuel

Model no:

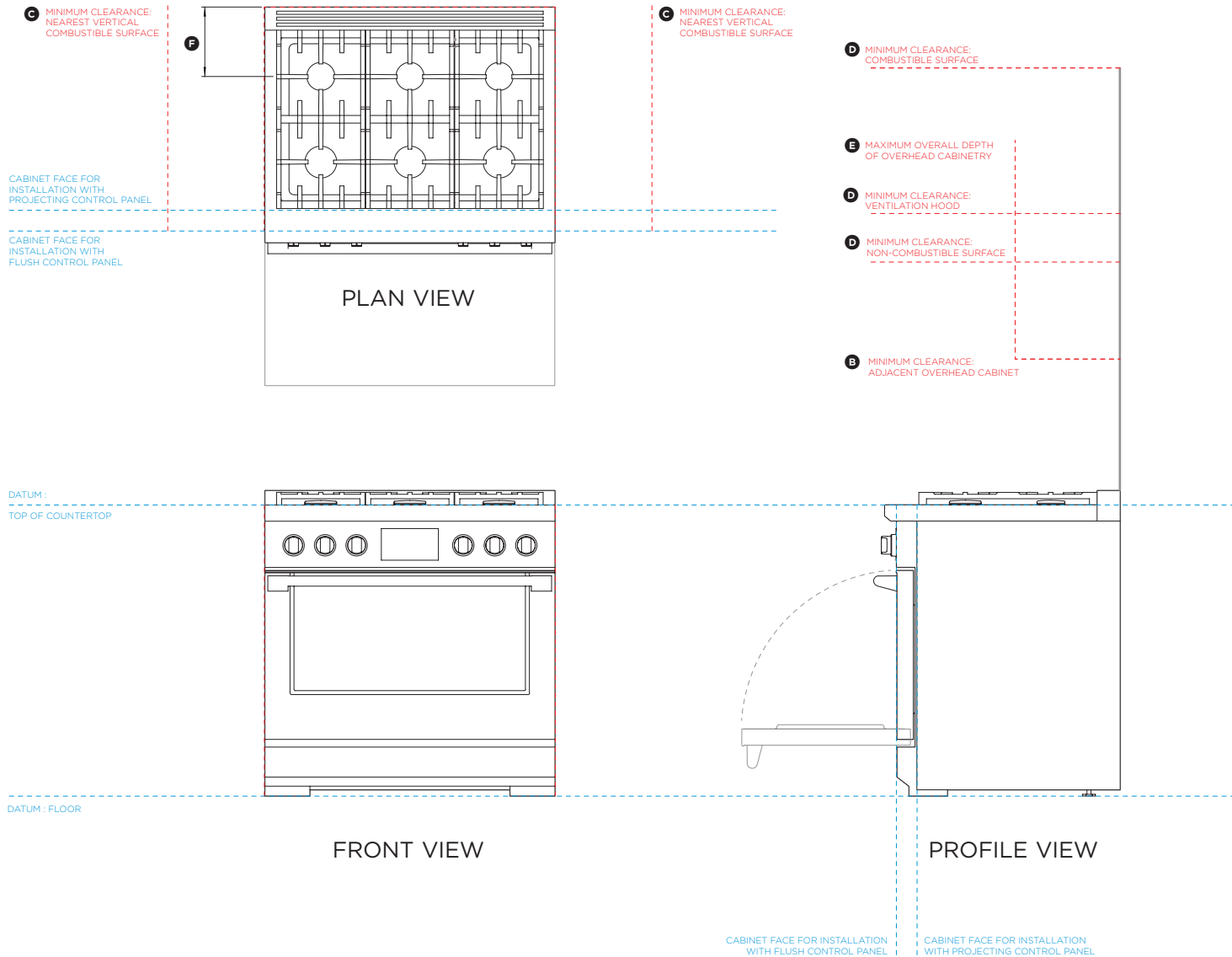
RDV3-366

(refer page 2 for imperial measurements)

Clearance Dimensions	mm
Ⓐ Minimum width of ventilation hood installed above range - not shown*	914
Ⓑ Minimum vertical distance between countertop and cabinet extending above counter	457
Ⓒ Minimum clearance from left and right of range to nearest vertical combustible surface	305
Ⓓ Minimum clearance from cooking surface to: - combustible surface centred above the cooking surface - combustible covering for ventilation hood centred above the cooking surface - non-combustible surface** centred above the cooking surface	1372 914 762
Ⓔ Maximum overall depth of overhead cabinetry	330
Ⓕ Distance from centre of rear burner to rear of product	218

*IMPORTANT NOTE: For full installation and clearance details please refer to our installation manual.

**Non-combustible surfaces: as defined in 'National Fuel Gas Code' (ANSI Z223.1, Current Edition). Clearances from non-combustible materials are not part of the ANSI Z21.1 scope and are not certified by UL. Clearances of less than 6" (152mm) must be approved by the local codes and/or by the local authority having jurisdiction.



INDICATES CLEARANCES - - - - -
INDICATES PRODUCT DATUM - - - - -

DATE: **14.07.2020**

IMPORTANT NOTE: Throughout this guide, dimensions may vary by ±2mm (1/16"). Please read the installation manual for detailed information on installing the product. For full installation instructions & specifications visit fisherpaykel.com

0 100 200 400 millimetres

FISHER & PAYKEL

DATA SHEET 36" Professional Freestanding Range - Dual Fuel

Model no:

RDV3-366

(refer page 3 for imperial measurements)

Specifications

Oven Total Capacity 136L

Electrical

Supply 120/240 VAC, 60Hz

Service 30 amp circuit

Max Current Draw 29 A

Receptacle 4-prong grounding type [NEMA 14-50P plug]

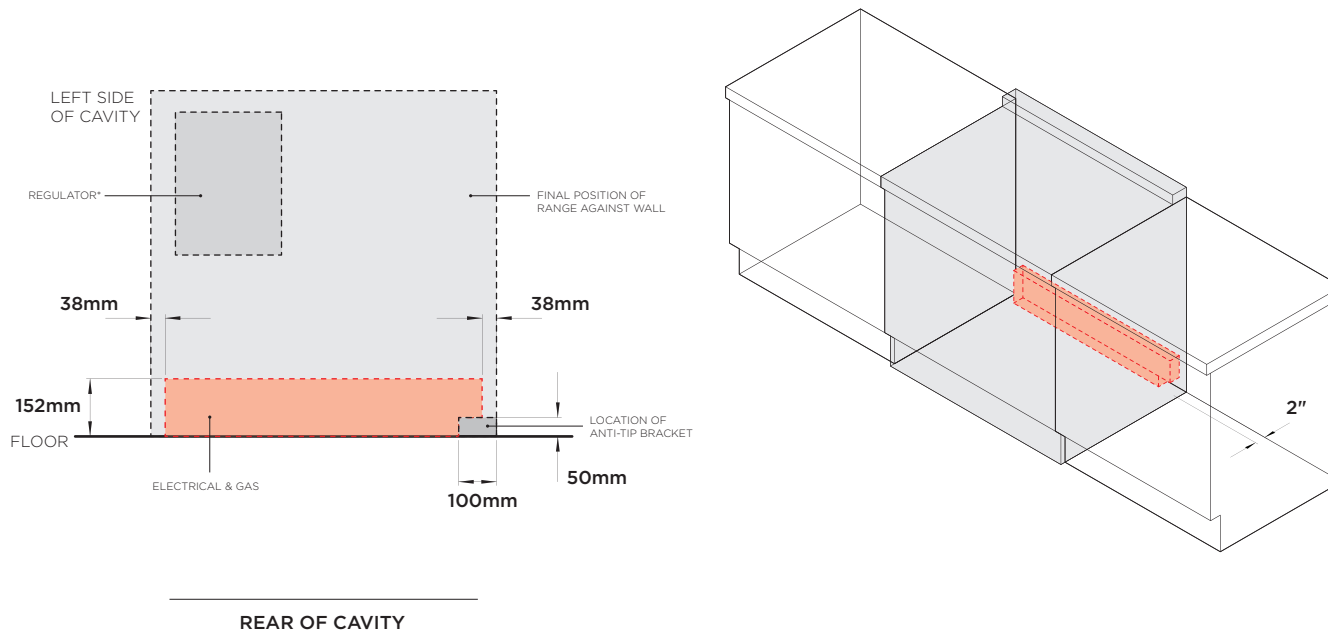
Gas

Types Natural Gas 6" to 9" W.C
LP Propane 11" to 14" W.C

Connection 1/2" NPT Minimum 5/8" dia. flex line

*Regulator location may vary depending on model.

IMPORTANT NOTE: For full installation and connection details please refer to our installation manual.



DATE: **14.08.2020**

IMPORTANT NOTE: Throughout this guide, dimensions may vary by $\pm 2\text{mm}$ (1/16"). Please read the installation manual for detailed information on installing the product. For full installation instructions & specifications visit fisherpaykel.com