

# Front Loader Washing Machine, 11kg, ActiveIntelligence™, Steam Care

Series 9 | Front Load

White



This Steam Care front loader has 25 fabric care cycles, with a 4.5 star water and energy rating.

- Refresh, revive and dewrinkle garments using the 20 minute Steam Refresh cycle
- ActiveIntelligence™ removes the guesswork by tailoring detergent dose and adjusting wash times to suit each load

- Save time, minimise noise and reduce water usage with Optimise Wash options
- Select from 25 fabric care cycles using intuitive LCD display

## DIMENSIONS

Height	850mm
Width	600mm
Depth	675mm

## FEATURES & BENEFITS

### The pinnacle of fabric care

Easy to use, the LCD display provides a simple interface to select from 25 fabric care cycles; including Denim, Handwash and Wool, to deliver an optimal wash performance.

### Refresh, revive, respect

Bring lightly worn clothes, musty stored garments and even soft furnishings back to life with Steam Refresh. The 20 minute cycle removes odours so clothes can be worn again without the need for a full wash cycle, while steam reduces creases to save you precious time spent ironing.

### Extra Protection

Our Sanitise cycle provides extra protection for your clothes. The higher wash temperature and extra rinse cycle is designed to kill more than 99.9% of bacteria and reduce allergens.

### ActiveIntelligence™ Auto-Sensing

Every wash is unique with ActiveIntelligence™ technology. Intelligent sensors determine load size and soil level before dispensing just the right amount of detergent and adjusting the wash time, for over 1200 possible wash combinations. Available on Cotton, Heavy, Everyday, Delicate and Sports cycles.

### Less waste with Auto Dose

Prolong the life of your garments with Auto Dose mode. Auto Dose dispenses the exact amount of liquid detergent required based on load size – resulting in less waste, less hassle and less detergent residue, with the added convenience of not needing to fill the dispenser for every wash.

### Customise your wash

Shorten your total wash time with our Speed option, or choose Eco to wash more sustainably. The Quiet mode reduces cycle noise, perfect for late night washing without waking the house.

### Time Saving

When time is short you can select a quick 15 minute wash for freshening up new or lightly soiled garments. In fact, Vortex Wash allows most cycles to take less than one hour to complete. Water is forced from the bottom of the drum, so detergent and heat reach your clothes faster, cleaning quickly and avoiding over-washing.

## SPECIFICATIONS

### Consumption

Energy rating	4.5 star
Energy usage	330kWh/year
In-use energy carbon	44.7kgCO2e/year
Water consumption per cycle	94L
Water efficiency	4.5 star (WELS)

### Features







- Add a garment (immediate)
- Adjustable alert beeps
- Anti-fungal door gasket
- Auto out of balance correction
- Automatic water level

Child/Keylock	•	Load sensing	•	Number of wash cycles	<b>25</b>
Choice of cold only or hot and	•	Maximum spin speed	<b>1400rpm</b>	Quick 15	•
Delay start	•	Number of spin speeds	<b>5</b>	Quick 30	•
Detergent dispenser	•	Smart Diagnosis of problems	•	Rinse	•
Extra rinse option	•	SmartDrive™ technology	•	Sanitise	•
Fabric softener dispenser	•	Spin performance	<b>No Spin, 500, 800, 1100, 1400</b>	Sheets	•
Flood protection	•	Steam Care	•	Silk	•
Interior light	•	Vortex Wash	•	Sneakers	•
Intuitive LCD screen	•			Soft toys	•
Optimize wash	<b>Speed, Eco, Quiet</b>	<b>Product dimensions</b>		Spin	•
Pre Wash	•	Depth	<b>675mm</b>	Sports	•
Progress indicator	•	Height	<b>850mm</b>	Steam Refresh	•
Quiet mode	•	Width	<b>600mm</b>	Synthetics	•
Rinse +	•			Towels	•
SmartTouch™ control dial	•	<b>Warranty</b>		Wool	•
Speed mode	•	Parts and labour	<b>2 years</b>		
Spin speeds	<b>5</b>	Parts only SmartDrive™ Motor	<b>10 years</b>		
Stainless steel drum	•			SKU	93328
Time to go	•	<b>Wash Cycles</b>			
Wash +	•	Activewear	•	<p>The product dimensions and specifications in this page apply to the specific product and model. Under our policy of continuous improvement, these dimensions and specifications may change at any time. You should therefore check with Fisher &amp; Paykel's Customer Care Centre to ensure this page correctly describes the model currently available. Fisher &amp; Paykel Appliances Ltd 2020</p> <p><b>Where applicable:</b></p> <p>All appliances use energy, and energy usage typically generates carbon emissions. <b>Fisher &amp; Paykel Appliances' In-use Energy Carbon Emissions Estimate</b> indicates carbon emissions from a product's in-use energy. This is calculated either annually or per cycle, using the product's market-specific energy label energy consumption data multiplied by the carbon emissions factor for energy in your country or region.</p> <p>Our In-use Energy Carbon Emissions Estimate is designed to assist customers in making informed purchasing decisions when comparing different Fisher &amp; Paykel products. For example, a heat pump dryer typically has a lower In-use Energy</p>	
Water supply	<b>Hot &amp; Cold</b>	Allergy	•		
Water temperature controls	<b>5</b>	Bulky	•		
Wi-Fi capable	•	Cottons	•		
Woolmark certified	•	Delicate	•		
Wrinkle Free	•	Denim	•		
		Drum Clean	•		
<b>Performance</b>		Easy Iron	•		
ActiveIntelligence™ technology	•	Everyday	•		
Auto soil sensing	•	Handwash	•		
Auto-dose	•	Heavy	•		

Carbon Emissions Estimate than a vented dryer.

---

Other product downloads available at [fisherpaykel.com](https://fisherpaykel.com)

-  [User Guide](#)
-  [Energy Label](#)
-  [Service & Warranty](#)
-  [Energy & Water Label](#)
-  [Installation Guide](#)
-  [Pairing Guide](#)



**A PEACE OF MIND SALE**

24 Hours 7 Days a Week Customer Support

T 0800 372 273 **W** [www.fisherpaykel.com](https://www.fisherpaykel.com)