

FISHER & PAYKEL

DATA SHEET Double Oven, 30"

Model no:
OB30DDPTDX2
(refer page 2 for metric measurements)

Product Dimensions	in
Ⓐ Overall height of oven	48 1/2"
Ⓑ Overall width of oven	29 15/16"
Ⓒ Depth of front frame (excludes handle, front stainless steel trim and dial)	1 9/16"
Ⓓ Depth of oven chassis and front frame (excludes handle, front stainless steel trim and dial)	23 7/8"
Ⓔ Depth of chassis	22 5/16"
Ⓕ Height of chassis	47 15/16"
Ⓖ Width of chassis	28 3/8"
Ⓖ Height of control panel	3 15/16"
Ⓘ Height of stainless steel trim on control panel	13/16"
Ⓛ Height from bottom datum to top of upper oven door	44 1/16"
Ⓚ Height from bottom datum to centerline of upper handle	43 1/8"
Ⓛ Height from bottom datum to top of lower oven door	22"
Ⓜ Height from bottom datum to centerline of lower handle	21"
Ⓝ Height from bottom datum to bottom of lower door	11/8"
Ⓞ Height from bottom datum to bottom of upper door	22 7/16"
Ⓟ Width of handle	28 5/8"
Ⓞ Depth of handle	1 5/8"
Ⓟ Thickness of handle	5/8"
Ⓟ Depth of lower door when open (measured from front of door)	20 7/8"
Ⓡ Depth of upper door when open (measured from front of door)	21 5/8"

Minimum Clearances	in
Minimum inside height of cavity	48 3/16"
Minimum inside width of cavity	28 1/2"
Minimum inside depth of cavity (proud installation*)	22 5/8"

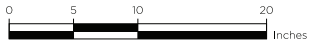
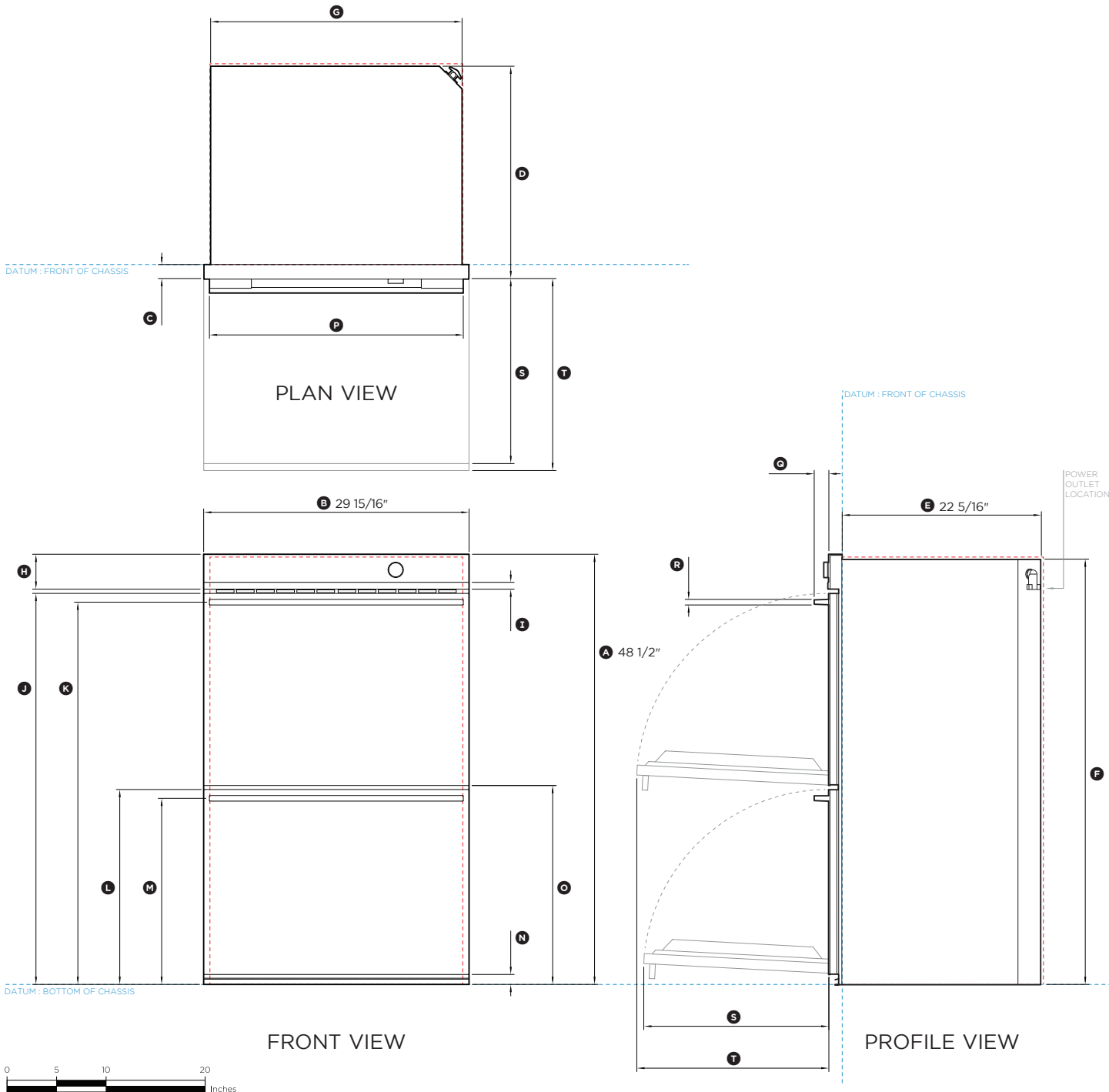
*Flush installation possible. Depending on cabinet panel thickness a rebate around front frame might be required, refer to the installation guide.

IMPORTANT NOTE: For full installation and clearance details please refer to the installation guide.

INDICATES PRODUCT DATUM -----
INDICATES CABINETRY CLEARANCES - - - - -

DATE: **08.08.2022**

IMPORTANT NOTE: Throughout this guide, dimensions may vary by ±2mm (1/16"). Please read the installation manual for detailed information on installing the product. For full installation instructions & specifications visit fisherpaykel.com



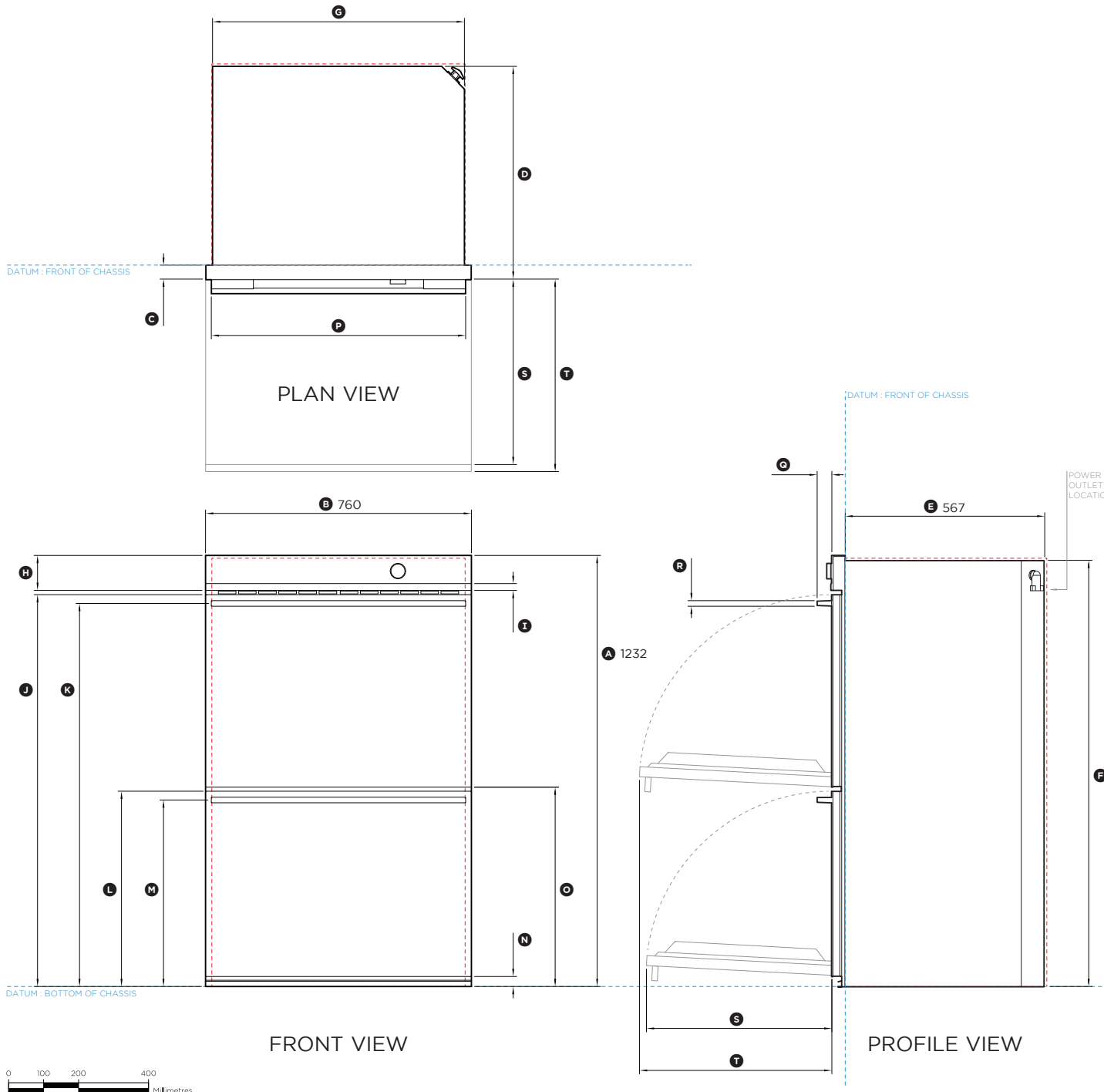
FISHER & PAYKEL

DATA SHEET Double Oven, 30"

Model no:

OB30DDPTDX2

(refer page 1 for imperial measurements)



Product Dimensions	mm
Ⓐ Overall height of oven	1232
Ⓑ Overall width of oven	760
Ⓒ Depth of front frame (excludes handle, front stainless steel trim and dial)	40
Ⓓ Depth of oven chassis and front frame (excludes handle, front stainless steel trim and dial)	607
Ⓔ Depth of chassis	567
Ⓕ Height of chassis	1218
Ⓖ Width of chassis	720
Ⓗ Height of control panel	100
Ⓘ Height of stainless steel trim on control panel	20
Ⓚ Height from bottom datum to top of upper oven door	1120
Ⓛ Height from bottom datum to centerline of upper handle	1095
Ⓜ Height from bottom datum to top of lower oven door	558
Ⓨ Height from bottom datum to centerline of lower handle	533
Ⓩ Height from bottom datum to bottom of lower door	29
Ⓟ Height from bottom datum to bottom of upper door	570
Ⓠ Width of handle	727
Ⓡ Depth of handle	42
Ⓢ Thickness of handle	16
Ⓣ Depth of lower door when open (measured from front of door)	530
Ⓤ Depth of upper door when open (measured from front of door)	550

Minimum Clearances	mm
Minimum inside height of cavity	1224
Minimum inside width of cavity	724
Minimum inside depth of cavity (proud installation*)	575

*Flush installation possible. Depending on cabinet panel thickness a rebate around front frame might be required, refer to the installation guide.

IMPORTANT NOTE: For full installation and clearance details please refer to the installation guide.

INDICATES PRODUCT DATUM -----
INDICATES CABINETRY CLEARANCES - - - - -

DATE: **08.08.2022**

IMPORTANT NOTE: Throughout this guide, dimensions may vary by $\pm 2\text{mm}$ (1/16"). Please read the installation manual for detailed information on installing the product. For full installation instructions & specifications visit fisherpaykel.com

