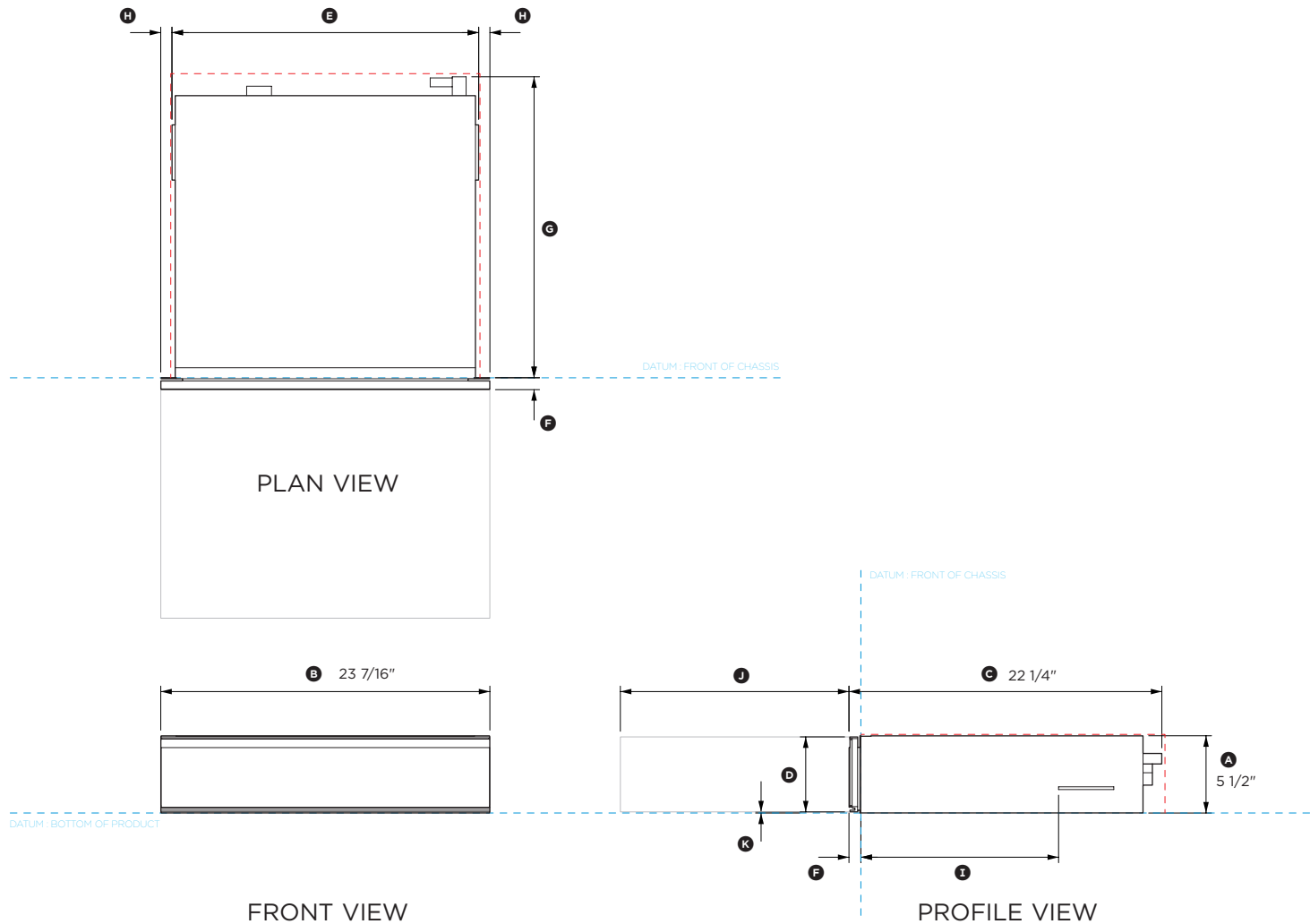


FISHER & PAYKEL

DATA SHEET Vacuum Seal Drawer, 24" - Contemporary style

Model no:
VB24SDEX1
(refer page 2 for metric measurements)



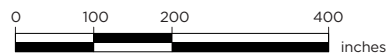
Product Dimensions	in
Ⓐ Overall height of vacuum drawer	5 1/2"
Ⓑ Overall width of vacuum drawer	23 7/16"
Ⓒ Overall depth of drawer (includes front panel & power plug, excludes stainless cap)	22 1/4"
Ⓓ Height of drawer front panel	5 3/8"
Ⓔ Width of chassis (includes side brackets)	21 7/8"
Ⓕ Depth of drawer front panel and flange (excludes stainless cap)	13/16"
Ⓖ Depth of chassis (includes power plug, excludes flange)	21 7/16"
Ⓗ Distance from side bracket to side of drawer front	13/16"
Ⓘ Distance between flange and side bracket	14 1/16"
Ⓚ Depth of open drawer (measured from front of drawer panel)	16 5/16"
Ⓛ Height from bottom of chassis to bottom of front panel	1/16"

Clearance Dimensions	in
Minimum inside height of cavity	5 9/16"
Minimum inside width of cavity	22 1/16"
Minimum inside depth of cavity	21 5/8"
Overall width of cabinetry	23 5/8"
Minimum clearance between top of front panel and upper cabinetry panel	1/8"
Minimum clearance between bottom of front panel and lower cabinetry panel	1/16"

INDICATES CABINERY / PRODUCT DATUM -----
INDICATES CABINERY CLEARANCES -----

DATE: 07.04.2021

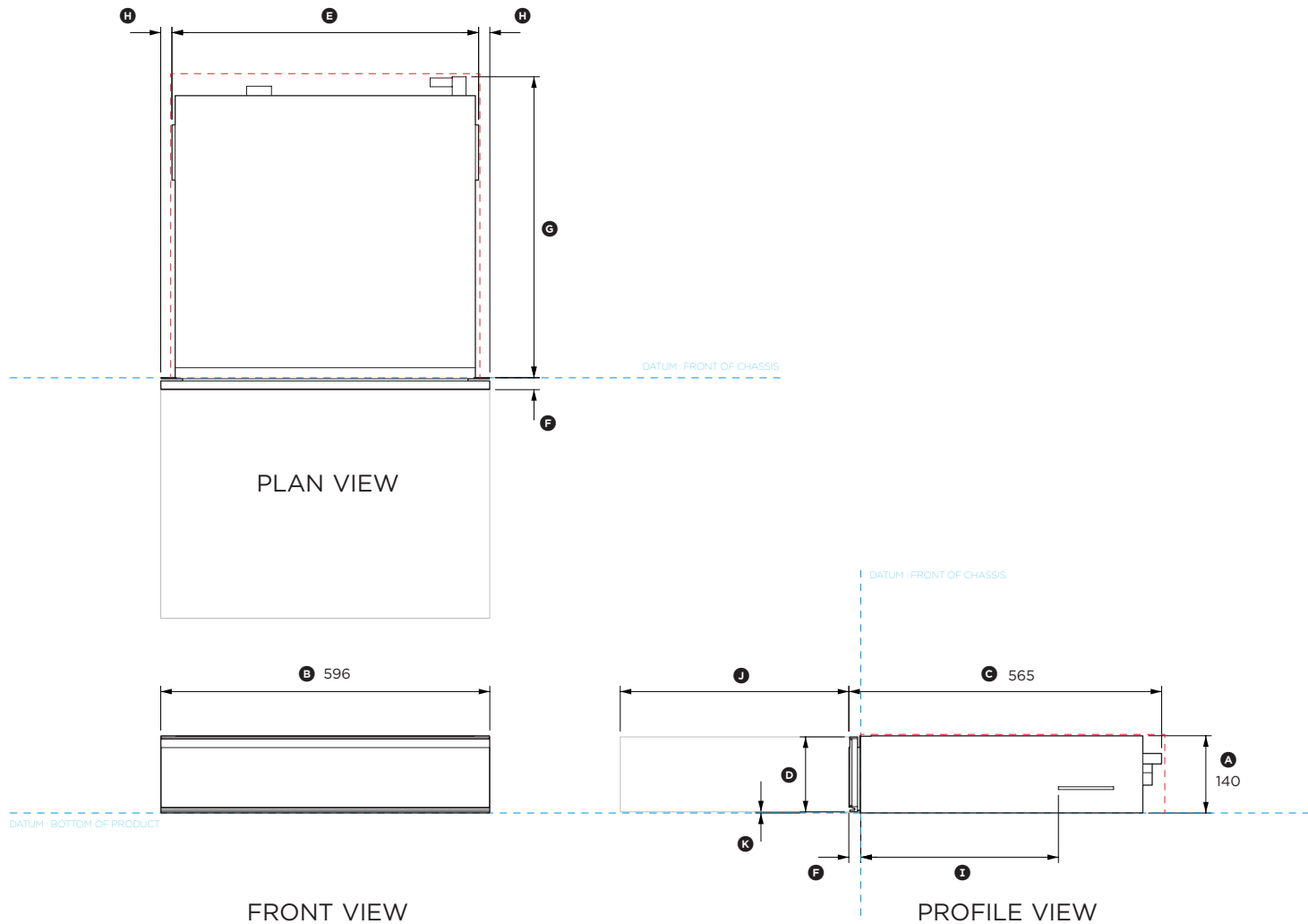
IMPORTANT NOTE: Throughout this guide, dimensions may vary by $\pm 2\text{mm}$ (1/16"). Please read the installation manual for detailed information on installing the product. For full installation instructions & specifications visit fisherpaykel.com



FISHER & PAYKEL

DATA SHEET Vacuum Seal Drawer, 24" - Contemporary style

Model no:
VB24SDEX1
(refer page 1 for imperial measurements)



Product Dimensions	mm
Ⓐ Overall height of vacuum drawer	140
Ⓑ Overall width of vacuum drawer	596
Ⓒ Overall depth of drawer (includes front panel & power plug, excludes stainless cap)	565
Ⓓ Height of drawer front panel	136
Ⓔ Width of chassis (includes side brackets)	556
Ⓕ Depth of drawer front panel and flange (excludes stainless cap)	20
Ⓖ Depth of chassis (includes power plug, excludes flange)	545
Ⓗ Distance from side bracket to side of drawer front	20
Ⓙ Distance between flange and side bracket	358
Ⓚ Depth of open drawer (measured from front of drawer panel)	414
Ⓛ Height from bottom of chassis to bottom of front panel	2

Clearance Dimensions	mm
Minimum inside height of cavity	142
Minimum inside width of cavity	560
Minimum inside depth of cavity	550
Overall width of cabinetry	600
Minimum clearance between top of front panel and upper cabinetry panel	3
Minimum clearance between bottom of front panel and lower cabinetry panel	2

INDICATES CABINETRY / PRODUCT DATUM -----
INDICATES CABINETRY CLEARANCES - - - - -

DATE: 07.04.2021

IMPORTANT NOTE: Throughout this guide, dimensions may vary by $\pm 2\text{mm}$ (1/16"). Please read the installation manual for detailed information on installing the product. For full installation instructions & specifications visit fisherpaykel.com

