

CAVITY SIZES REQUIRED FOR INSTALLATION

Fisher & Paykel

Top load washers and dryers

WA8060P/E/G, WL8060P, WA7060E/G, DE8060P, DH8060P, and DE6060P/G models

NZ AU

OVERHEAD INVERT WASHER AND VENTED DRYER

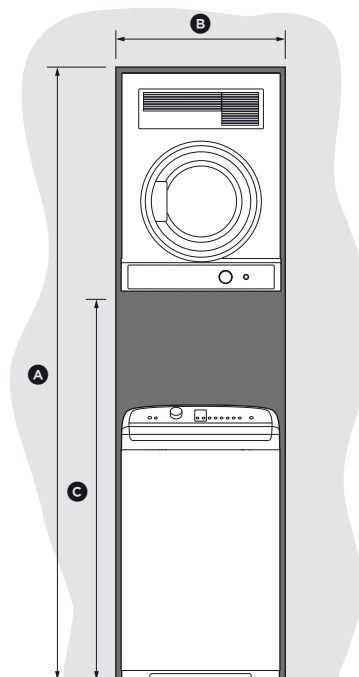
Washer: WA8060P/E/G, WL8060P, WA7060E/G

Dryer: DE6060P/G

CAVITY DIMENSIONS	mm
(A) Height to under cabinet	2315
(B) Width	640
Depth	660
(C) Height of washer with lid open	1350-1385

Cut out dimensions above are to be used as **minimum** dimensions.

Note: Power plug must be accessible.



UNDER BENCH VENTED DRYER AND WASHER

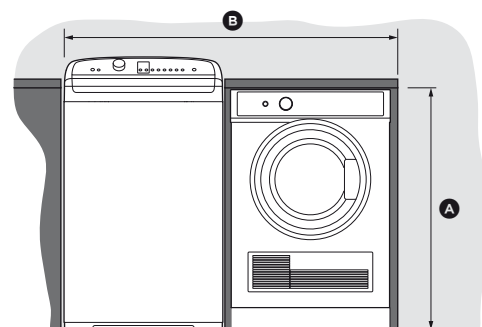
Washer: WA8060P/E/G, WL8060P, WA7060E/G

Dryer: DE6060P/G

CAVITY DIMENSIONS	mm
(A) Height to under bench	915
(B) Width	1260
Depth	660

Cut out dimensions above are to be used as **minimum** dimensions.

Note: Power plug must be accessible.



Note: Riser height 65mm

UNDER BENCH CONDENSING DRYER AND WASHER

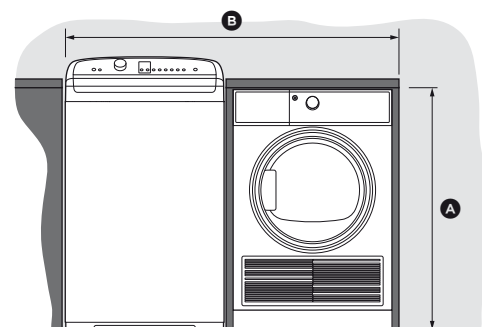
Washer: WA8060P/E/G, WL8060P, WA7060E/G

Dryer: DE8060P, DH8060P

CAVITY DIMENSIONS	mm
(A) Height to under bench	915
(B) Width	1260
Depth	660

Cut out dimensions above are to be used as **minimum** dimensions.

Note: Power plug must be accessible.



Note: Riser height 45mm