

RS36A72J1

36" ACTIVESMART™
BUILT-IN STAINLESS
STEEL FRENCH DOOR
REFRIGERATOR
WITH ICE



The next generation of family size Fisher & Paykel Built-in refrigerators offers a new level of fit and finish to deliver seamless kitchen integration. Designed for easy installation and flush fit into new or existing kitchen cabinetry with minimal 1/8" gaps. The high quality stainless steel reflects the styling of our family of kitchen appliances. With internal ice making and SmartTouch controls these refrigerators are designed to match with our family of kitchen appliances.



A PEACE OF MIND SALE
24 Hours 7 Days a Week Customer Support
T 1.888.936.7872 W fisherpaykel.com

FEATURES

Seamless Integration

The Built-in series minimizes gaps through heavy-duty inline hinges and adjustable doors enabling minimal gaps to create consistent lines throughout your kitchen. The series fits flush with cabinetry to reduce disruption and deliver design freedom.

Sized to Suit

The spacious 36" French Door refrigerator is designed for family life, with double doors for easy access to uninterrupted refrigerator space.

Fresher Food for Longer

ActiveSmart™ technology helps keep your food fresher for longer by constantly monitoring how you use your refrigerator and adapting to maintain a controlled environment and optimum temperature.

Easy Cleaning

Removable, spill-safe cantilevered glass shelves are designed to contain drips and spills that can be simply wiped away, while leaving the interior walls completely smooth and easy to clean. Storage bins and EZkleen stainless steel doors just need a wipe to keep spotless.

Flexible Living

These refrigerators adapt to suit your lifestyle by streamlining food preparation and organization with SmartTouch controls, flexible shelving and storage options, and slide out bins and trays. The water filter is easily accessible for quick cleaning or replacement. LED lighting in all compartments lights up all the shelves, bins and trays.

Efficient

These ActiveSmart™ refrigerators intelligently adapt to daily use to help save energy, cooling and defrosting only when they need to without compromising on food care.

BENEFITS

SPECIFICATIONS

Finish

Stainless Steel Pre-finished
Door Panel Set sold separately

Dimensions
(excluding door panels)

H71²⁷/₃₂" x W35¹/₂" x D23³/₄"

Cabinetry height
with included trim kit

72"

Capacity

Refrigerator	11.7 cu.ft
Freezer	5.1 cu.ft
Total	16.8 cu.ft

ENERGY STAR Certified



Performance

ActiveSmart™ technology	●
Frost free freezer	●
Adaptive defrost	●
Humidity control system	●
Sabbath mode	●
Internal ice making	●

Accessories

Stainless steel door panel set 72"	RD3672
SKU (door panel set)	24341
UPC Code (door panel set)	822843243419
Water filter part number	839041

Warranty

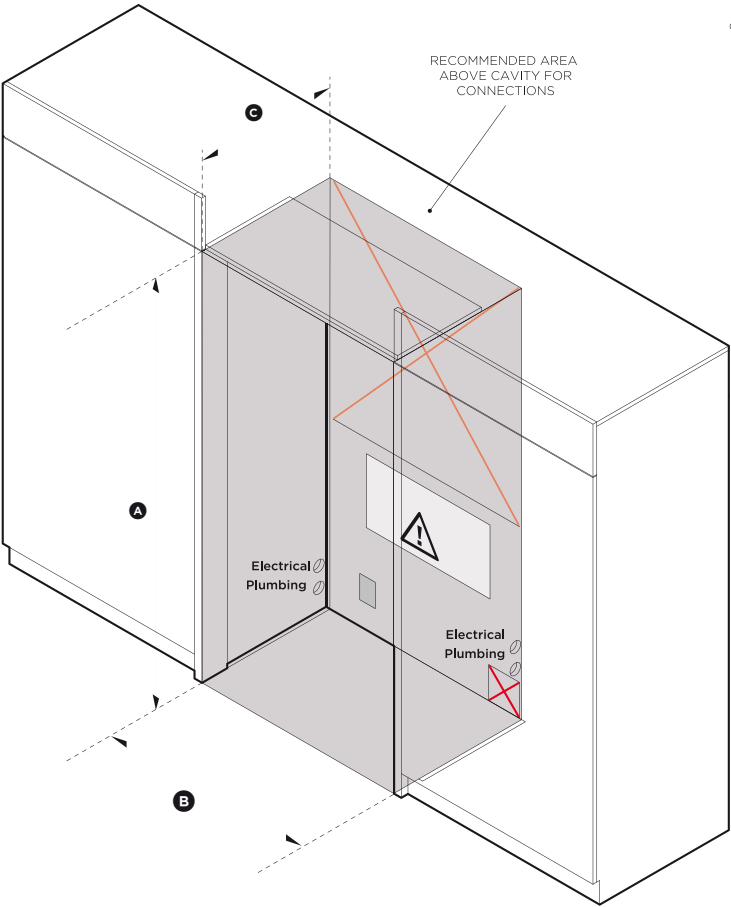
Parts & labor	2 years
Additional sealed system parts	3 years

SKU	24337
UPC Code	822843243372

For full specifications visit fisherpaykel.com

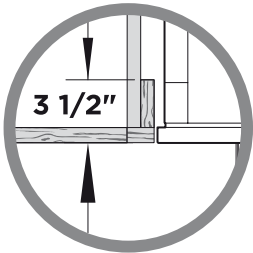
Fisher & Paykel

CAVITY PREPARATION

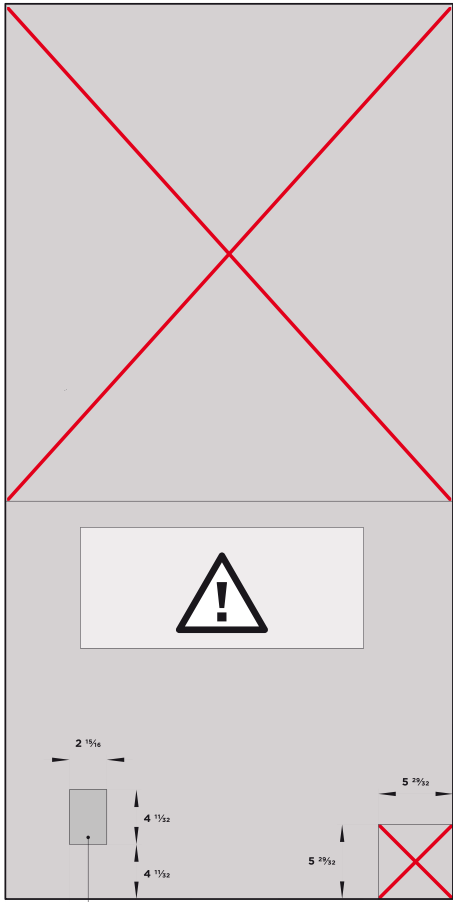


ISO VIEW OF CAVITY

Framed: Finished return, sides and top



LEFT SIDE OF CAVITY



REAR OF CAVITY

ALTERNATIVE ELECTRICAL CONNECTION LOCATION

36" ACTIVESMART™ BUILT-IN REFRIGERATOR

Model no:
RS36A72J1 (with Stainless Steel Door panels PART NO. RD3672)

Cavity Dimensions	in
Ⓐ Overall height of cavity	72"
Ⓑ Overall width of cavity	36"
when adjoining cabinetry cannot share 5/32" door gap	
Ⓒ Overall depth of cavity	25"

Specifications	
Electrical	
Supply	115 VAC, 60 Hz
Service	10 amp circuit
Plumbing	
Supply	1/4" (6mm) PEX hose or copper tubing (to suit local regulations)*
Pressure	min 22 psi (150 kPa) max 120 psi (827 kPa) @ 68°F (20°C)

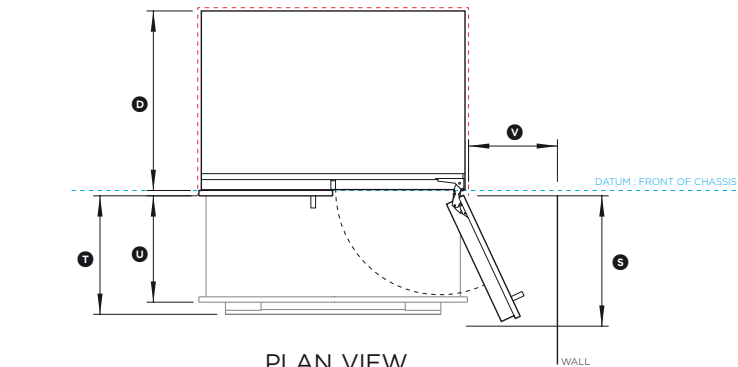
NOTE: Recommended that the electrical & water connection be located above the fridge cavity. Optional to locate in an adjacent cabinet to either side of the fridge.

- ✗ Do not locate water or electricity in this area, keep clear of connections.
- ⚠ CAUTION: Central area can only fit electrical plug if it is placed within a recessed cavity.

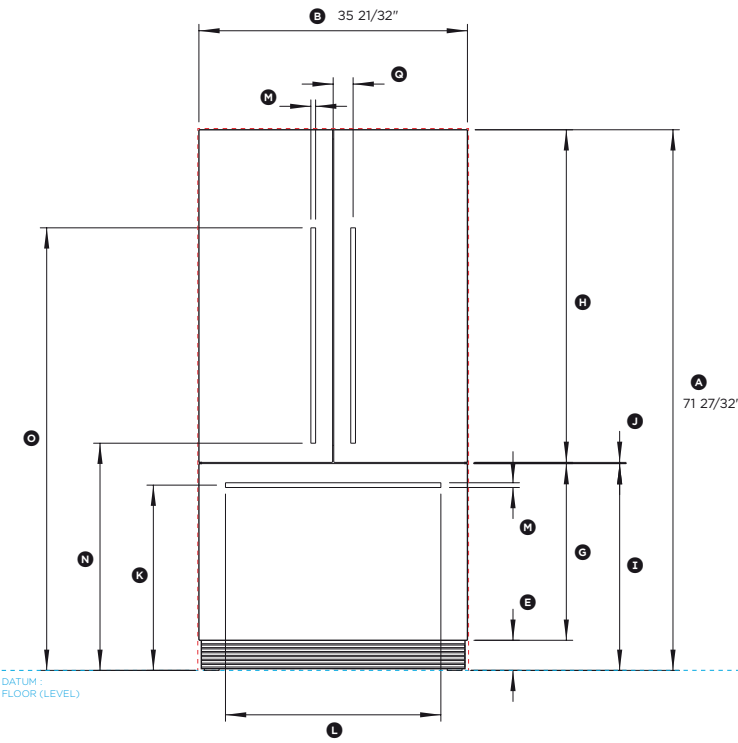
* Customer to supply.

IMPORTANT NOTE: The product dimensions and specifications apply at the date of issue. Under our policy of continuous product improvement, these dimensions and specifications may change at any time. Dimensions may vary by $\pm 3/32"$. Please read the installation manual for detailed information on installing the product or visit fisherpaykel.com.

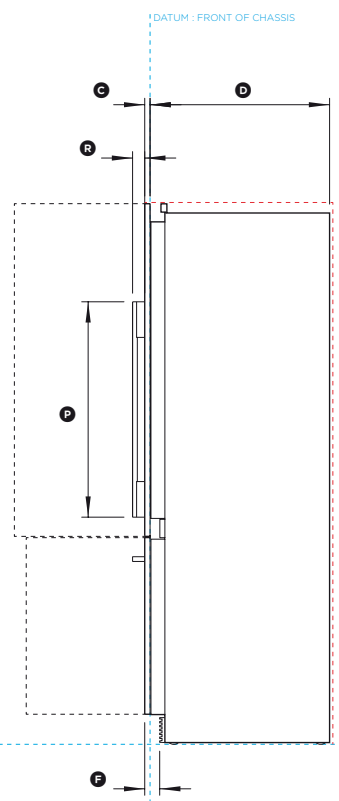
DATA SHEET



PLAN VIEW



FRONT VIEW



PROFILE VIEW

36" ACTIVESMART™ BUILT-IN REFRIGERATOR

Model no:

RS36A72J1 (with Stainless Door panels PART NO. RD3672)

Product Dimensions	in
Ⓐ Overall height of fridge	71 27/32"
Ⓑ Overall width of fridge	35 21/32"
Ⓒ Depth of fridge front panels (excl. handles)	3/4"
Ⓓ Overall depth of fridge (excl. front door panels)	23 3/4"
Ⓔ Height from bottom datum to top of toe kick	4"
Ⓕ Depth of toe kick measured from front of door	2"
Ⓖ Height of bottom drawer panel	23 15/32"
Ⓗ Height of top door panels	44 7/32"
Ⓘ Height from bottom datum to top of drawer panel	27 15/32"
Ⓢ Gap between top and bottom door panels	5/32"
Ⓚ Height from bottom datum to centre of bottom handle	24 21/32"
Ⓛ Width of bottom handle	28 5/8"
Ⓜ Thickness of handles	5/8"
Ⓝ Height from bottom datum to bottom of top handle	30 3/16"
Ⓞ Height from bottom datum to top of top handle	58 13/16"
Ⓟ Height of top handles	28 5/8"
Ⓠ Distance from centre of fridge to the centre of top handles	2 5/8"
Ⓡ Depth of handle (measured from front of door)	1 5/8"
Ⓢ Depth of door (widest opening) measured from front of door	17 5/16"
Ⓣ Depth of drawer (open) measured from front of drawer, including handle	15 3/4"
Ⓤ Depth of drawer (open) measured from front of drawer, excluding handle	14 3/16"
Ⓡ Minimum door clearance to adjacent wall (115° - full internal access)	11 13/16"

Clearances Dimensions	in
Minimum cabinetry gap clearance from edge of product	5/32"
Overall height of cavity	72"
Overall width of cavity	
when adjoining cabinetry cannot share 5/32" door gap	36"
Overall depth of cavity	25"

INDICATES PRODUCT DATUM
INDICATES MINIMUM CABINETRY CLEARANCES

IMPORTANT NOTE: The product dimensions and specifications apply at the date of issue. Under our policy of continuous product improvement, these dimensions and specifications may change at any time. Dimensions may vary by $\pm 3/32"$. Please read the installation manual for detailed information on installing the product or visit fisherpaykel.com.